



BOSCH

BOSCH SPARE PARTS CATALOGUE 2025

**LET US TAKE CARE
OF YOUR TOOL**

Power Tools Service at its best!



Genuine, Affordable, Available Spare parts





WARRANTY CARD

Congratulations on purchasing Power Tools from Bosch, which are designed and manufactured with High quality, Reliability and Safety standards. Power Tools from Bosch are guaranteed against material and manufacturing defects for a period of one year starting from the date of purchase as recorded in the invoice of purchase document.



Bosch HD*



Measuring Tools*



Professional Tools*



Production Tools**

*<https://www.bosch-pt.co.in/in/en/professional-power-tools-131398-ocs-c/>
**<https://www.bosch-pt.co.in/in/en/production-tools-2478864-ocs-c/>

In the event of failure of tools due to material & manufacturing defects, we undertake to repair the tools (with repairable parts) free of charge, provided we are satisfied that:

- ▶ The power tool has not been tampered with.
- ▶ Failure has occurred due to manufacturing/material defect.
- ▶ The power tool has been purchased from an accredited dealer/retailer/online portal.
- ▶ The claim has been referred to one of the Bosch Authorized Service Centers along with the power tool, warranty card and original tool purchase valid invoice with GST number.
- ▶ The customer shall carry the tools to the nearest Authorized Service Center at his/her own cost and risk.
- ▶ The Bosch Tool shall be used strictly for intended purpose in accordance with the user manual.



Bosch Limited,
Post Box No. 3000, Hosur Road, Adugodi, Bangalore - 560030. Toll Free No: 1800 4258 665



This warranty does not cover

- ▶ All normal wear and tear parts like carbon brush, bearings, O-rings, Oil seals, mechanical parts, trigger, pump unit, plastic parts, heating element & accessories etc.
- ▶ Installation to wrong voltage, overload, wrong accessories and wrong application.
- ▶ Use other than in accordance to handling instructions.
- ▶ Unauthorized repair carried out.
- ▶ Damage due to any unit caused by accident, misuse, willful damage, and normal wear, claims arising from loss, fire or other calamities caused by nature or in any way being tampered with.
- ▶ Intermittent duty tool used for production purpose.
- ▶ Use of spurious spares and look alike & non-genuine spares.
- ▶ Failure to comply with any safety precaution or maintenance tip suggested in user manual.
- ▶ Original serial number is deleted/defected/defaced or altered or tamperproof seal is damaged.
- ▶ Calibration of tools is not covered under warranty.



Tool Model Name:

Tool Serial number:

GST invoice number:

SCAN
for Warranty
Registration



SCAN
to Know
the nearest
Authorized
Service Centre



Dealer Seal

Signature

Purchase Date

BOSCH SPARE PARTS CATALOGUE Effective April 2025

S No.	Product Category	Model Name	Bare Tool Part No.	PAGE NO
1	Small Angle Grinders SAG	GWS 600	06013750X5	1
2		GWS 700	3601C94004	3
3		GWS 750 100	3601C940F0	5
4		GWS 800	3601C943F0	7
5		GWS 900 100	3601C960F0	9
6		GWS 6 125	06013751X2	11
7		GWS 900 125	3601C961F0	13
8		GWS 12 125 S	3601CA60F2	15
9		GWS 14 125 CI	3601H242F2	17
10		GWS 18 125L	3601GA30F1	19
11	Large Angle Grinders LAG	GWS 2000 180	3601HB70F0	22
12		GWS 2200-180	3601HC00F0	24
13		GWS 24 180	06018534X0	26
14		GWS 24-180 (New)	3601HC20F0	28
15		GWS 24-180 JZ	3601HC23F0	30
16		GWS 30 - 180 B	3601HG00F0	32
17	Chop Saw CS	GCO 220	3601M373F0	34
18		GCO 230	3601M560F0	36
19		GCO 14 24	3601M371F0	38
20	Rotary Drills RD	GBM 350	3601AA95F2	39
21		GBM 13 RE	3601D775F1	40
22		GBM 1600 RE	3601AB00F1	41
23		GBM 50 2	3601AB40F0	44
24	Impact Drills	GSB 450	3601B161FA	45
25		GSB 501	3601B161F8	46
26		GSB 10 RE	3601B161F4	47
27		GSB 13 RE	3601B171F3	48
28		GSB 500 RE	3601B161F6	49
29		GSB 600	3601AA03F0	51
30		GSB 16 RE	3601B281F0	52
31		GSB 20-2 RE	3601AA21F1	53
32	Rotary Hammers RH	GBH 200	3611B583F3	55
33		GBH 220	3611BA60F0	57
34		GBH 2-24 DRE	3611B721F1	59
35		GBH 2 26 RE	06112517X0	61
36		GBH 2 26 DRE	06112537X0	63
37		GBH 2 28 DV	3611B671F0	65
38		GBH 4 32 DFR	3611C321K5	68
39		GBH 5 40 D	3611B690F0	71
40		GBH 6-42 C	3611B78020	74
41		GBH 8 45 DV	3611B650F0	77
42		GBH 12-52 DV	3611B660F0	80
43	Demolition Hammers DH	GSH 5	3611C370F0	82
44		GSH 500 HEX	3611C386F0	84
45		GSH 500 SDS MAX	3611C387F0	86
46		GSH 11 E	3611C168F0	88
47		GSH 11VC	3611C360F0	90
48		GSH 14 C	3611C440F0	93
49		GSH 16 30	3611C351K0	96
50		GSH 27 VC	3611C0A0F0	98

BOSCH SPARE PARTS CATALOGUE Effective April 2025

S No.	Product Category	Model Name	Bare Tool Part No.	PAGE NO
51	Diamond/Stone Cutter	GDC 120	3601C930F1	101
52		GDC 140	3601CA40F1	103
53		GDC 141	3601CA41F0	105
54	Straight Grinder	GGs 28 LCE	3601B21100	107
55		GGs 3000 L	3601B240K0	108
56		GGs 30 LS	3601BB50F0	110
57	Saber Saw	GSA 120	3601FB10F0	111
58		GSA 1300PCE	3601F4E2K0	113
59		GKS 130	3601FC30F0	115
60	Circular Saws	GKS 140	3601FB30F0	117
61		GKS 190	3601F230K0	119
62		GKS 235 Turbo	3601EA20F0	121
63	Planers	GHO 6500	3601E960K0	123
64		GHO 10 82	0601594060	125
65		GHO 26 82D	3601EA4370	126
66	Orbital Sander	GSS 2300	3601B980K0	127
67		GSS 140	3601BA80F0	128
68	Random Orbital Sanders	GEX 125	3601CA80F0	129
69		GEX 125 1 AE	3601C875K0	131
70		GEX 150 AC	0601372750	132
71		GEX 34-150	3601C728F0	133
72	Jigsaws OTHERS	GST 650	3601EA80F0	135
73		GST 680	3601EB40F0	137
74		GST 90 BE	3601E8F0F0	140
75	Routers	GKF 550	3601FA00F1	142
76		GOF 130	3601FB70F0	145
77	BT Miter Saws	GCM 10 MX	3601M290F0	148
78		GCM 254	3601M520F0	155
79	Table Saw	GTS 254	3601M450F0	159
80	Wall Sander	GTR 550	3601GD40F0	160
81	Polisher	GPO 950	3601CA20F0	162
82		GPO 12 CE	3601C890K0	163
83	Heat Guns, Blowers	GHG 180	3601J4D0F0	164
84		GHG 20 60	3601BA6400	165
85		GHG 20 63	3601BA62K0	166
86		GBL 620	3601J805F0	167
87		GBL 650	3601JM40F0	169
88		GBL 82 270	3601J804K5	174
89	Vacuum Cleaners	GAS 12 25	3601J7C0F0	177
90		GAS 400 A	3601JM00F0	182
91		GAS 15PS	3601JE51F0	188
92		GAS 35 L SFC	3601JC30F0	194
93		GAS 55 M AFC	3601JC33F0	195
94	Screw Driver	GTB 650	3601DA20F0	197
95	Impact Wrench	GDS 30	0601435103	199
96	Speciality Tools	GAC 250	3601BB60F0	201
97		GBG 35-15	3601B7A3F0	203
98		GBG 60-20	3601B7A4F0	205
99		GRW 140	3601AC40F0	207

BOSCH SPARE PARTS CATALOGUE Effective April 2025

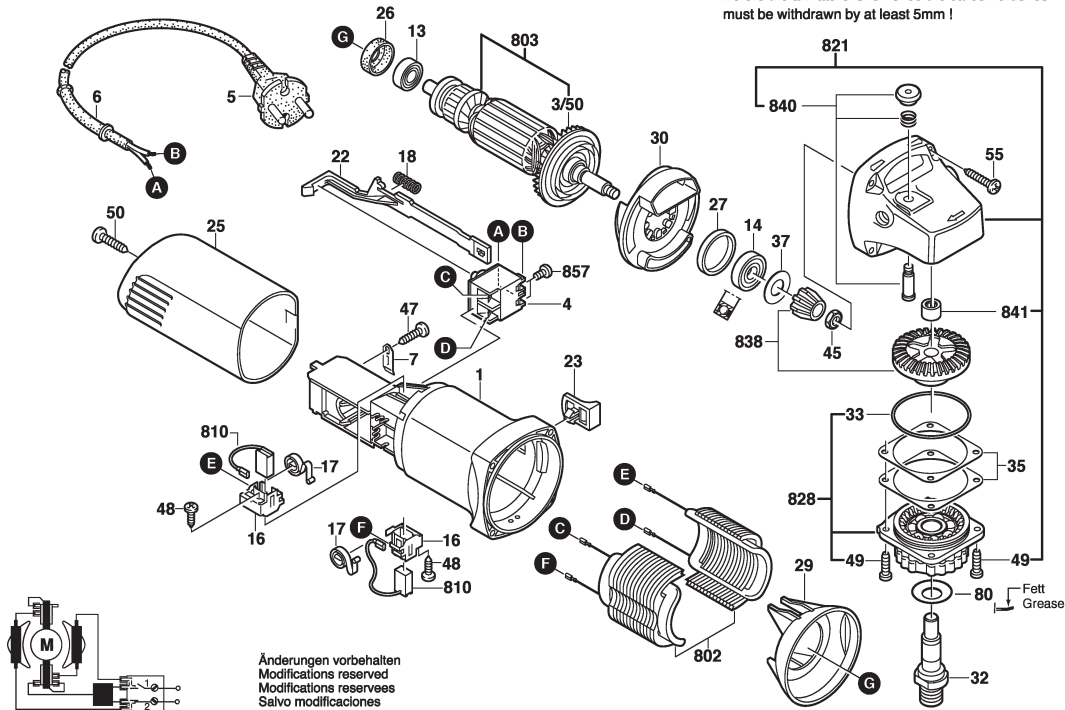
S No.	Product Category	Model Name	Bare Tool Part No.	PAGE NO
100	High Pressure Washer HPW	GHP 5 13 C	3600J100F0	209
101		GHP 5 65	3600J105F0	212
102		GHP 5 75 X	3600J108F0	216
103		Easy Aquatak 100	3600HA7EF0	221
104		Easy Aquatak 110	3600HA7FF1	224
105		Easy Aquatak 120	3600HA79F1	227
106		UniversalAquatak 125	3600HA7AF0	230
107		UniversalAquatak 130	3600HA7BK0	233
108		Advanced Aquatak 140	3600HA7DF0	236
109		AdvancedAquatak 160	3600HA78F0	240
110	Cordless Tools CL	GAS 18V-1	3601JC62L0	244
111		GSR 120 LI	3601JG8080	246
112		GSR 18V-50	3601JH5080	247
113		GSR 180 LI	3601JF81K0	249
114		GSR 185 Li	3601JK3080	250
115		Bosch Go	3601JH2100	251
116		Bosch Go 3.0	3601JH2280	253
117		GSB 180 Li	3601JF83K0	254
118		GSB 183 Li	3601JK91K0	255
119		GDS 250 Li	3601JG61K0	256
120		GDS 18V 200	3601JJ2380	258
121		GDS 18V 1050	3601JJ85L0	260
122		GDS 18V 400	3601JK0080	261
123		GBH 180 LI	3611J110K0	263
124		GWS 180 LI	3601JH90K0	265
125		GWS 18V 10	3601JJ40K0	267
126		GBH 185-LI	3611J24080	269
127		GDX 18V-200 C	3601JG4200	270
128		GSB 185-LI	3601JK3180	272
129		GDR 120-LI	3601JF00L0	273
130		GDR 12 V-EC	3601JE00F6	274
131		GDR 180-LI	3601JG51L0	275
132		GSB 120-LI	3601JG8180	277
133		GWS 18V-10	3601JJ4002	278
134		GWS 18V LI	3601J3A382	280

0 601 375 0X2
Stand 20-01
Issue 21-07-23

Fig./Abb. 1

Gerad - Verzahnung

● Vor Demontage des Ankers
Kohlebürsten 5mm zurückziehen !
Before the armature is removed the carbon brushes
must be withdrawn by at least 5mm !



1 / 2

Model: 0 601 375 0X5 = 220

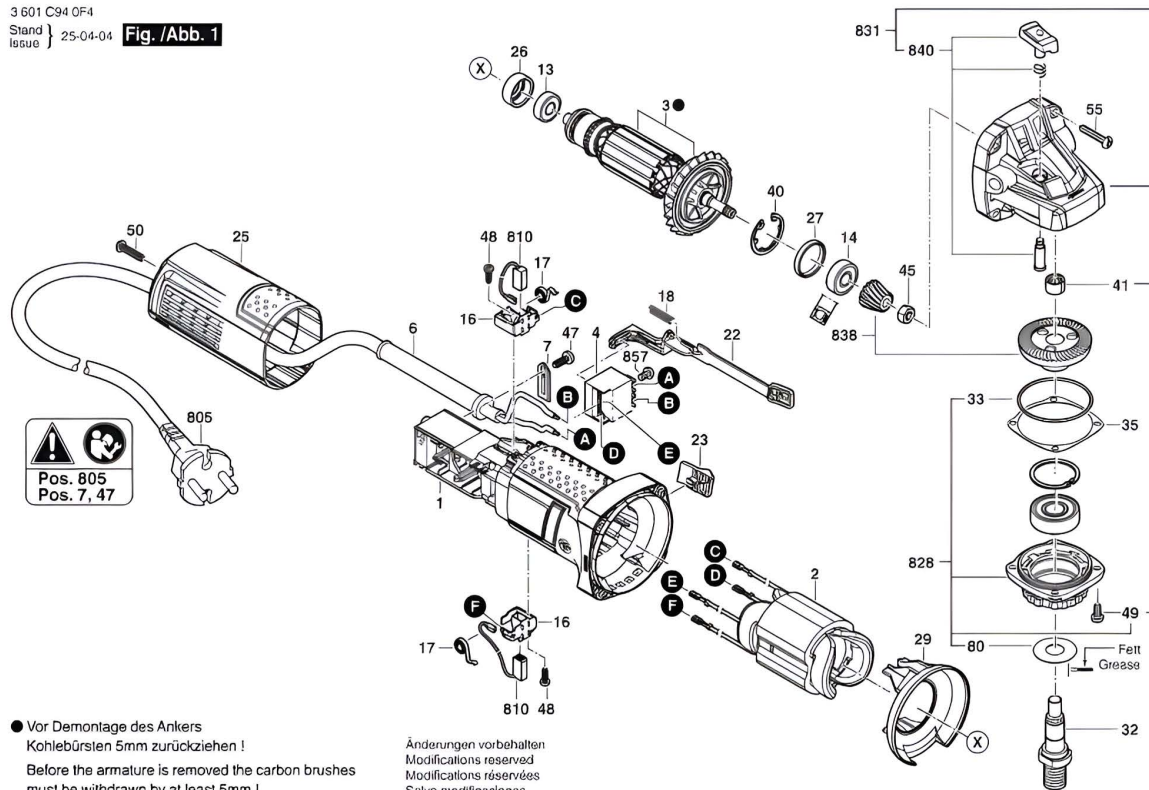
Item	Pc	Order no.	Description	LP in INR	Item	Pc	Order no.	Description	LP in INR
1	1	1 619 P09 772	Motor Housing .	136,00	47	1	2 609 110 052	Special Screw .	47,00
3/50	1	1 606 610 141	Fan .	31,00	48	2	1 619 P00 220	Torx Oval-Head Screw	31,00
4	1	1 607 200 179	On-Off Switch .	132,00	49	4	1 603 435 068	Thread-forming tap. Screw	45,00
5	1	1 604 460 72V	Power supply cord IND	116,00	50	1	2 910 611 020	Tapping Screw DIN	46,00
6	1	F 002 G31 081	Grommet .	31,00	55	4	2 910 611 022	Tapping Screw DIN	31,00
7	1	1 601 302 017	Fastening Clamp .	31,00	80	1	1 619 P09 390	Cover Disc .	72,00
13	1	1 619 P11 239	groove ball bearing .	32,00	650/10	1	F 002 G30 042	Auxiliary Handle .	38,00
14	1	1 619 P11 240	groove ball bearing .	66,00	650/20	1	1 619 P09 976	Round Nut With 2 Holes .	54,00
16	2	1 619 P01 813	Brush Holder .	31,00	650/30	1	1 600 A00 F93	Pin-Type Face-Wrench .	32,00
17	2	1 604 652 013	Spiral Spring .	46,00	650/50	1	1 619 P12 159	Clamping-Flange	51,00
18	1	1 604 611 031	Compression Spring .	26,00	651	1	1 619 P10 088	Protective Cover .	129,00
22	1	1 602 319 009	Adjusting Slide .	31,00	802	1	1 604 220 328	Field 220-240V .	369,00
23	1	1 619 P02 762	Switch Button BLACK	31,00	803	1	1 604 010 626	Armature 220-240V .	519,00
25	1	F 002 G31 103	Housing Cover .	106,00	810	1	1 607 014 145	Carbon-Brush Set .	94,00
26	1	1 600 502 023	Intermediate Ring .	71,00	821	1	1 605 806 466	Gear Housing .	437,00
27	1	1 600 206 025	Rubber Ring .	29,00	828	1	1 605 805 090	Bearing Flange BLACK	183,00
29	1	1 600 591 023	Air-Deflector Ring .	36,00	838	1	1 600 A02 92J	Bevel Gear Set .	340,00
30	1	1 600 591 024	Air-Deflector Ring .	36,00	840	1	1 607 000 298	Push-Button BLACK	57,00
32	1	1 603 523 111	Grinding Spindle M10,	99,00	841	1	1 600 200 029	Plain bearing .	31,00
33	1	1 600 210 041	O-Ring 42,0X1,1 MM .	31,00	857	2	2 910 641 081	Oval-Head Screw	54,00
35	1	1 600 136 016	Shim 0,1 MM THICK	31,00	894	1	1 615 430 020	Grease Tube 225 ML .	1.512,00
35	1	1 600 136 017	Shim 0,2 MM THICK	31,00	895	1	1 605 430 003	Grease Tube 225 ML .	1.633,00
37	1	1 600 100 033	Cover Disc .	26,00					
45	1	2 915 011 007	Hex Nut DIN 934-M6-8-A .	26,00					

Please observe: Repairing, modifying and testing of electro-tools are to be performed professionally. The safety regulations according to IEC, EN, VDE, AFNOR and other regulations of the individual countries are to be observed. Subject to change.

This price list supersedes all previous edition. Prices are subjected to change without any prior notice.

3 601 C94 0F4
Stand
issue } 25-04-04

Fig./Abb. 1



1 / 2

Model: 3 601 C94 0F4 = 230

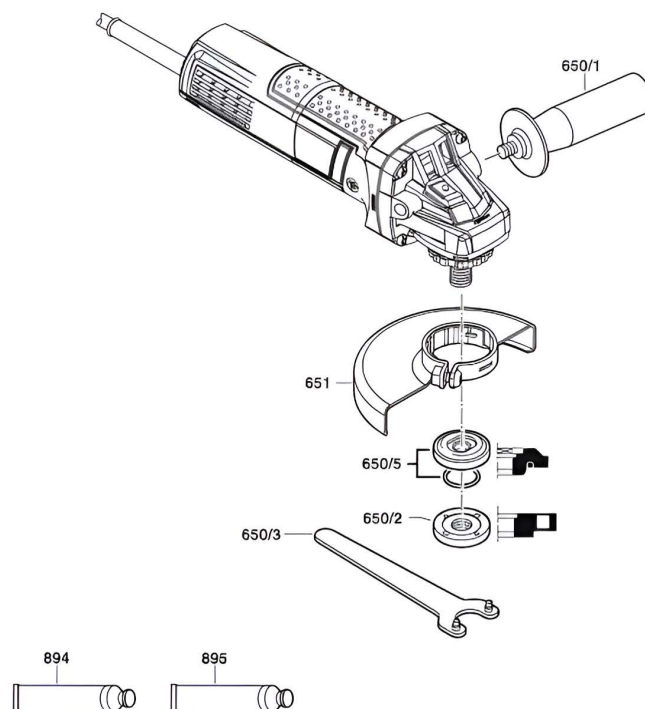
Item	Pc	Order no.	Description	LP in INR	Item	Pc	Order no.	Description	LP in INR
1	1	1 617 S02 3JM	Motor Housing .	90,00	48	2	1 619 P00 220	Torx Oval-Head Screw 3X10	31,00
2	1	1 604 220 59E	Field .	357,00	49	4	1 619 P12 666	Thread-forming tap. Screw	41,00
3	1	1 604 010 BM9	Armature .	577,00	50	1	2 910 611 020	Tapping Screw DIN 7981-ST3,9X19-C-H	46,00
4	1	1 607 200 179	On-Off Switch	132,00	55	4	1 619 P01 066	Torx Oval-Head Screw 4X25	31,00
6	1	F 002 G31 081	Grommet	31,00	80	1	1 619 P09 390	Cover Disc	72,00
7	1	1 601 302 017	Fastening Clamp	31,00	805	1	1 604 460 72V	Power supply cord 230V 2,15 M 2 X 0,75 MM	116,00
13	1	1 619 P00 456	Ball Bearing 7X19X6 MM	60,00	810	1	1 607 014 145	Carbon-Brush Set	94,00
14	1	1 619 P00 455	Ball Bearing	38,00	828	2	1 617 S02 37J	Bearing Flange	65,00
16	2	1 619 P01 811	Brush Holder .	31,00	831	4	1 617 S02 37K	Gear Housing	192,00
17	2	1 604 652 013	Spiral Spring	46,00	838	1	1 600 A02 92J	Bevel Gear Set	340,00
18	1	1 619 P11 487	Compression Spring	54,00	840	1	1 619 P12 188	Push Button	85,00
22	1	1 617 S02 3JN	Adjusting Slide	25,00	857	2	2 910 641 081	Oval-Head Screw DIN7985-M3,5X5-4,8-H	54,00
23	1	1 619 P17 018	Switch Button	25,00					
25	1	1 617 S02 3JP	Housing Cover	52,00					
26	1	1 600 502 023	Intermediate Ring	71,00					
27	1	1 600 206 025	Rubber Ring	29,00					
29	1	1 619 P10 970	Air-Deflector Ring	67,00					
32	1	1 603 523 111	Grinding Spindle M10, SW12	99,00					
33	1	1 619 P02 820	O-Ring 44,0X1,0 MM	31,00					
35	1	1 619 P02 821	Shim 0,1 MM	31,00					
40	1	1 600 119 011	Retaining clip	52,00					
41	1	1 600 200 029	Plain bearing	31,00					
45	1	2 915 011 007	Hex Nut DIN 934-M6-8-A	26,00					
47	1	2 609 110 052	Special Screw	47,00					

Please observe: Repairing, modifying and testing of electro-tools are to be performed professionally. The safety regulations according to IEC, EN, VDE, AFNOR and other regulations of the individual countries are to be observed. Subject to change.

This price list supersedes all previous edition. Prices are subjected to change without any prior notice.

3 601 C94 0F4

Stand
legge } 25-04-04 **Fig. /Abb. 2**



Änderungen vorbehalten
Modifications reserved
Modifications réservées
Salvo modificaciones

2/2

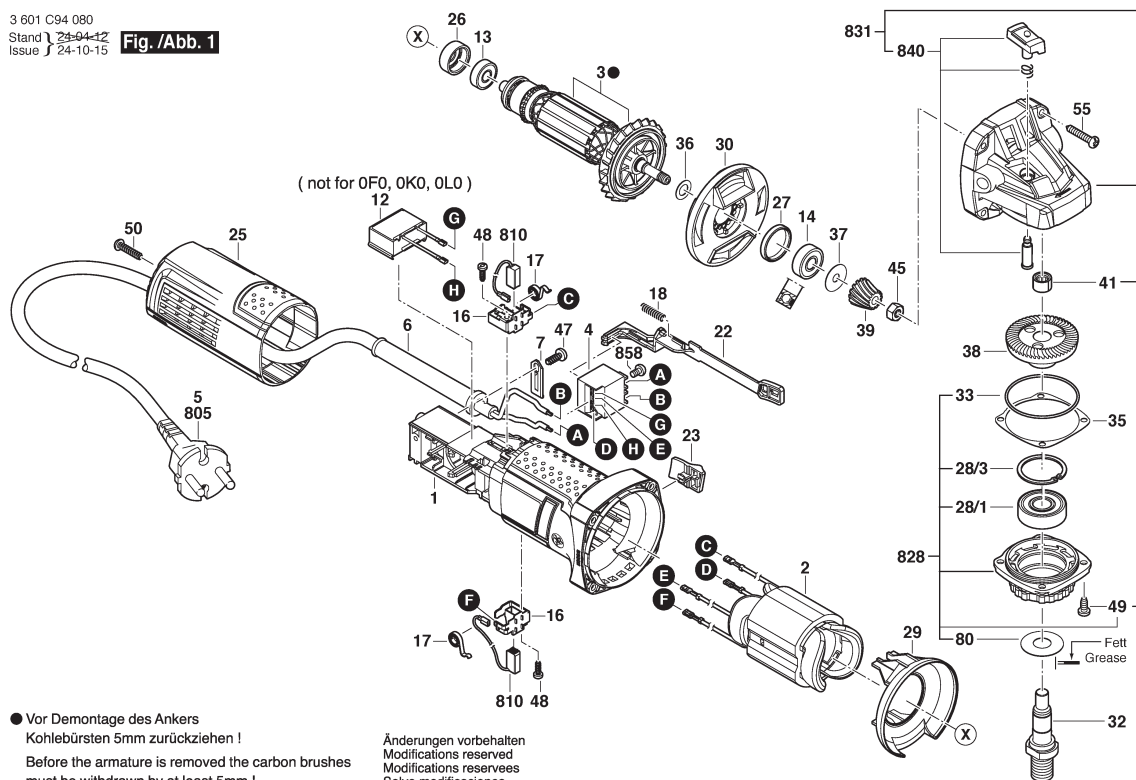
[illegible]

Please observe: Repairing, modifying and testing of electro-tools are to be performed professionally. The safety regulations according to IEC, EN, VDE, AFNOR and other regulations of the individual countries are to be observed. Subject to change.

This price list supersedes all previous edition. Prices are subjected to change without any prior notice.

3 601 C94 080
Stand 24-04-12
Issue 24-10-15

Fig. /Abb. 1



1 / 2

Model: 3 601 C94 0F0 = 230

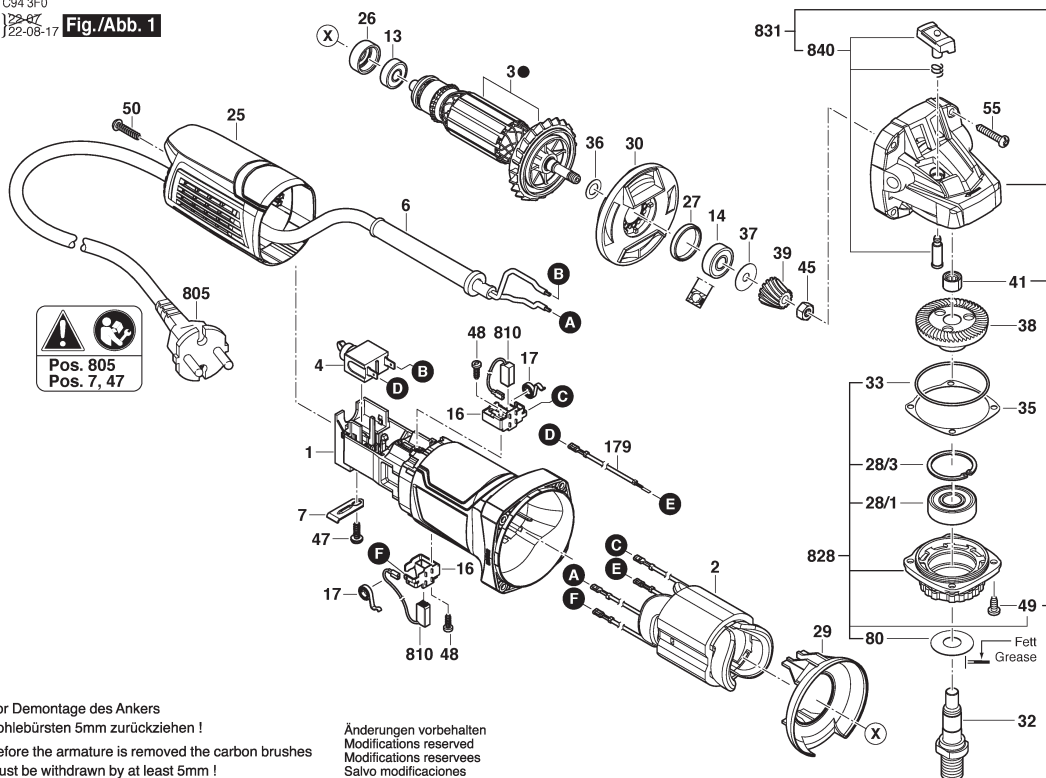
Item	Pc	Order no.	Description	LP in INR	Item	Pc	Order no.	Description	LP in INR
1	1	1 619 P10 958	Motor Housing .	94,00	35	1	1 619 P02 822	Shim 0,2 MM .	31,00
2	1	1 604 220 59E	Field .	357,00	36	1	1 619 P00 987	Washer .	31,00
3	1	1 604 010 BM9	Armature .	577,00	37	1	1 600 100 033	Cover Disc .	26,00
4	1	1 607 200 31V	Switch .	73,00	38	1	1 619 P02 823	Crown Gear .	112,00
6	1	2 600 703 012	Grommet Ø6,5-Ø6,9X95	26,00	39	1	1 619 P02 825	Bevel Gear .	64,00
7	1	1 601 302 017	Fastening Clamp .	31,00	41	1	1 600 200 029	Plain bearing .	31,00
13	1	1 619 P08 829	groove ball bearing .	217,00	45	1	2 915 011 007	Hex Nut DIN 934-M6-8-A .	26,00
14	1	1 619 P13 103	groove ball bearing .	179,00	47	1	2 609 110 052	Special Screw .	47,00
16	2	1 619 P01 811	Brush Holder .	31,00	48	2	1 619 P00 220	Torx Oval-Head Screw	31,00
17	2	1 604 652 013	Spiral Spring .	46,00	49	4	1 619 P12 666	Thread-forming tap. Screw	41,00
18	1	1 619 P11 487	Compression Spring .	54,00	50	1	1 619 P00 105	Torx Oval-Head Screw	31,00
22	1	1 619 P10 967	Adjusting Slide .	54,00	55	4	1 619 P01 066	Torx Oval-Head Screw	31,00
23	1	1 619 P10 969	Switch Button .	50,00	80	1	1 619 P09 390	Cover Disc .	72,00
23	1	1 619 P13 541	Switch Button .	41,00	650/1	1	1 602 025 09T	Auxiliary Handle .	113,00
25	1	1 619 P10 963	Housing Cover .	39,00	650/2	1	1 619 P09 976	Round Nut With 2 Holes .	54,00
26	1	1 600 502 023	Intermediate Ring .	71,00	650/3	1	1 619 P08 928	Pin-Type Face-Wrench .	39,00
27	1	1 600 206 025	Rubber Ring .	29,00	650/5	1	1 619 P12 159	Clamping-Flange	51,00
28/1	1	1 619 P07 440	Ball Bearing .	219,00	651	1	1 600 A00 XU5	Protective Cover Ø100 MM	127,00
28/3	1	2 916 660 013	Retaining clip DIN	50,00	805	1	1 607 000 387	Power supply cord CN	280,00
29	1	1 619 P10 970	Air-Deflector Ring .	67,00	810	1	1 619 P11 715	Carbon-Brush Set .	158,00
30	1	1 619 P14 139	Air Distributor .	60,00	828	1	1 619 P07 451	Bearing Flange .	461,00
32	1	1 603 523 111	Grinding Spindle M10,	99,00	831	1	1 619 P12 186	Gear Housing .	511,00
33	1	1 619 P14 660	groove ball bearing .	65,00	840	1	1 619 P12 188	Push Button .	85,00
35	1	1 619 P02 821	Shim 0,1 MM .	31,00	858	2	2 910 641 081	Oval-Head Screw	54,00

Please observe: Repairing, modifying and testing of electro-tools are to be performed professionally. The safety regulations according to IEC, EN, VDE, AFNOR and other regulations of the individual countries are to be observed. Subject to change.

This price list supersedes all previous edition. Prices are subjected to change without any prior notice.

3 601 C94 3F0
Issue 12-07
Stand 22-08-17

Fig./Abb. 1



1 / 2

Model: 3 601 C94 3F0 = 230

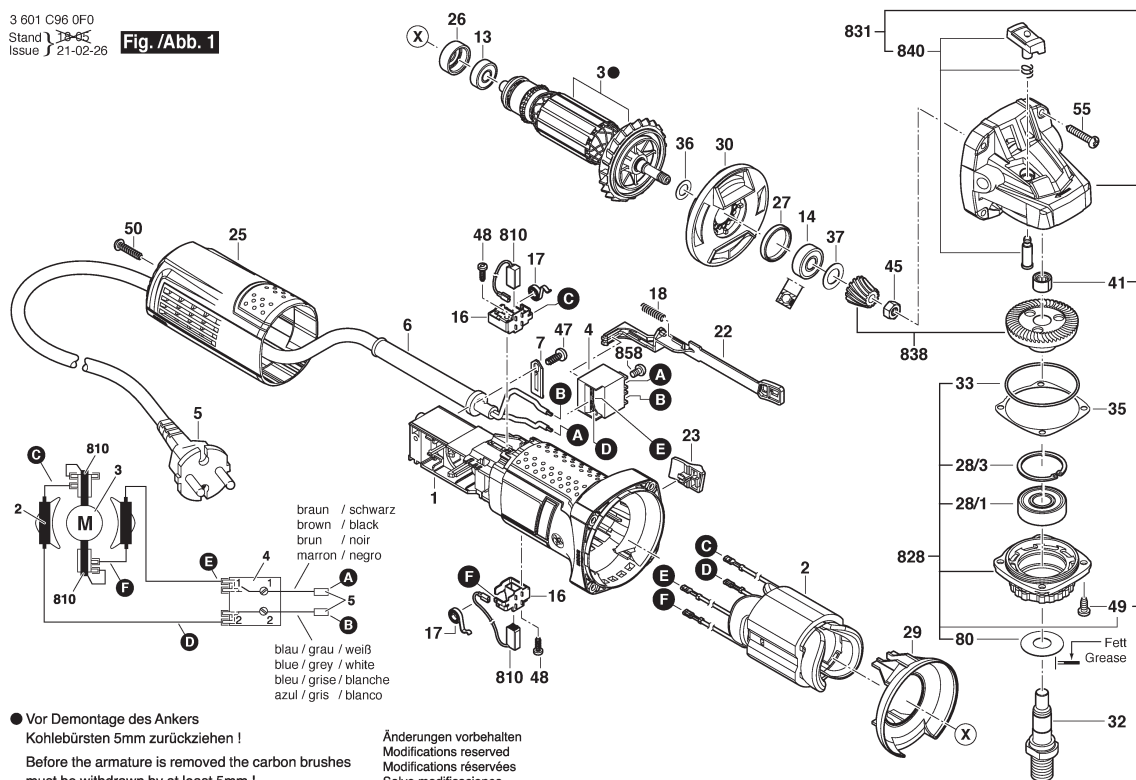
Item	Pc	Order no.	Description	LP in INR	Item	Pc	Order no.	Description	LP in INR
1	1	1 619 P10 962	Motor Housing .	142,00	39	1	1 619 P02 825	Bevel Gear .	64,00
2	1	1 604 220 59E	Field .	357,00	41	1	1 600 200 029	Plain bearing .	31,00
3	1	1 604 010 BM9	Armature .	577,00	45	1	2 915 011 007	Hex Nut DIN 934-M6-8-A .	26,00
4	1	1 607 200 38G	Switch .	80,00	47	1	2 609 110 052	Special Screw .	47,00
6	1	F 002 G31 081	Grommet .	31,00	48	2	1 619 P00 220	Torx Oval-Head Screw	31,00
7	1	1 601 302 017	Fastening Clamp .	31,00	49	4	1 619 P12 666	Thread-forming tap. Screw	41,00
13	1	1 619 P14 660	groove ball bearing .	65,00	50	1	1 619 P00 105	Torx Oval-Head Screw	31,00
14	1	1 619 P13 103	groove ball bearing .	179,00	55	4	1 619 P01 066	Torx Oval-Head Screw	31,00
16	2	1 619 P01 811	Brush Holder .	31,00	80	1	1 619 P09 390	Cover Disc .	72,00
17	2	1 604 652 013	Spiral Spring .	46,00	179	1	1 619 P11 856	Connection Cable .	27,00
25	1	1 619 P10 966	Housing Cover .	70,00	650	1	F 002 G30 042	Auxiliary Handle .	38,00
26	1	1 600 502 023	Intermediate Ring .	71,00	651	1	1 600 A00 XU5	Protective Cover Ø100 MM	127,00
27	1	1 600 206 025	Rubber Ring .	29,00	652	1	1 619 P09 976	Round Nut With 2 Holes .	54,00
28/1	1	1 619 P07 440	Ball Bearing .	219,00	653	1	1 600 A00 F93	Pin-Type Face-Wrench .	32,00
28/3	1	2 916 660 013	Retaining clip DIN	50,00	654	1	1 619 P12 159	Clamping-Flange	51,00
29	1	1 619 P10 970	Air-Deflector Ring .	67,00	805	1	1 604 460 7A4	Power supply cord .	170,00
30	1	1 619 P14 139	Air Distributor .	60,00	810	1	1 619 P11 715	Carbon-Brush Set .	158,00
32	1	1 603 523 111	Grinding Spindle M10,	99,00	828	1	1 619 P07 451	Bearing Flange .	461,00
33	1	1 619 P02 820	O-Ring 44,0X1,0 MM .	31,00	831	1	1 619 P12 186	Gear Housing .	511,00
35	1	1 619 P02 821	Shim 0,1 MM .	31,00	840	1	1 619 P12 188	Push Button .	85,00
35	1	1 619 P02 822	Shim 0,2 MM .	31,00	894	1	1 615 430 020	Grease Tube 225 ML .	1.512,00
36	1	1 619 P00 987	Washer .	31,00					
37	1	1 600 100 033	Cover Disc .	26,00					
38	1	1 619 P02 823	Crown Gear .	112,00					

Please observe: Repairing, modifying and testing of electro-tools are to be performed professionally. The safety regulations according to IEC, EN, VDE, AFNOR and other regulations of the individual countries are to be observed. Subject to change.

This price list supersedes all previous edition. Prices are subjected to change without any prior notice.

3 601 C96 0F0
Stand 18-05
Issue 21-02-26

Fig./Abb. 1



1 / 2

Model: 3 601 C96 0F0 = 230

Item	Pc	Order no.	Description	LP in INR	Item	Pc	Order no.	Description	LP in INR
1	1	1 619 P10 959	Motor Housing .	150,00	35	1	1 619 P02 821	Shim 0,1 MM .	31,00
2	1	1 604 220 59G	Field .	616,00	36	1	1 619 P00 987	Washer .	31,00
3	1	1 604 010 BN1	Armature .	787,00	37	1	1 600 100 033	Cover Disc .	26,00
4	1	1 607 200 31Y	Switch .	276,00	41	1	1 600 910 018	Needle bearing Ø8XØ12X8	59,00
5	1	1 619 P15 857	Power supply cord IND .		45	1	2 915 011 007	Hex Nut DIN 934-M6-8-A .	26,00
6	1	2 600 703 012	Grommet Ø6,5-Ø6,9X95	26,00	47	1	2 609 110 052	Special Screw .	47,00
7	1	1 601 302 017	Fastening Clamp .	31,00	48	2	1 619 P00 220	Torx Oval-Head Screw	31,00
13	1	1 619 P08 829	groove ball bearing .	217,00	49	4	1 603 435 068	Thread-forming tap. Screw	45,00
14	1	1 619 P13 103	groove ball bearing .	179,00	50	1	1 619 P00 105	Torx Oval-Head Screw	31,00
16	2	1 619 P01 811	Brush Holder .	31,00	55	4	1 619 P01 066	Torx Oval-Head Screw	31,00
17	2	1 604 652 013	Spiral Spring .	46,00	80	1	1 619 P09 390	Cover Disc .	72,00
18	1	1 619 P11 487	Compression Spring .	54,00	650/1	1	1 602 025 09T	Auxiliary Handle .	113,00
22	1	1 619 P10 968	Adjusting Slide .	51,00	650/2	1	1 619 P09 976	Round Nut With 2 Holes .	54,00
23	1	1 619 P10 969	Switch Button .	50,00	650/3	1	1 619 P08 927	Pin-Type Face-Wrench .	185,00
25	1	1 619 P13 558	Housing Cover .	137,00	650/5	1	1 605 703 113	Clamping-Flange M10,	44,00
26	1	1 600 502 023	Intermediate Ring .	71,00	650/5/2	1	1 600 210 039	O-Ring 20,35X1,78 MM .	31,00
27	1	1 600 206 025	Rubber Ring .	29,00	651	1	1 600 A00 XU5	Protective Cover Ø100 MM	127,00
28/1	1	1 619 P07 440	Ball Bearing .	219,00	810	1	1 619 P11 715	Carbon-Brush Set .	158,00
28/3	1	2 916 660 013	Retaining clip DIN	50,00	828	1	1 619 P07 451	Bearing Flange .	461,00
29	1	1 619 P10 970	Air-Deflector Ring .	67,00	831	1	1 619 P12 186	Gear Housing .	511,00
30	1	1 619 P14 139	Air Distributor .	60,00	838	1	1 619 P14 111	Set Of Gears .	417,00
32	1	1 603 523 111	Grinding Spindle M10,	99,00	840	1	1 619 P12 188	Push Button .	85,00
33	1	1 619 P02 820	O-Ring 44,0X1,0 MM .	31,00	858	2	2 910 641 081	Oval-Head Screw	54,00
35	1	1 619 P02 822	Shim 0,2 MM .	31,00	894	1	1 615 430 020	Grease Tube 225 ML .	1.512,00

Please observe: Repairing, modifying and testing of electro-tools are to be performed professionally. The safety regulations according to IEC, EN, VDE, AFNOR and other regulations of the individual countries are to be observed. Subject to change.

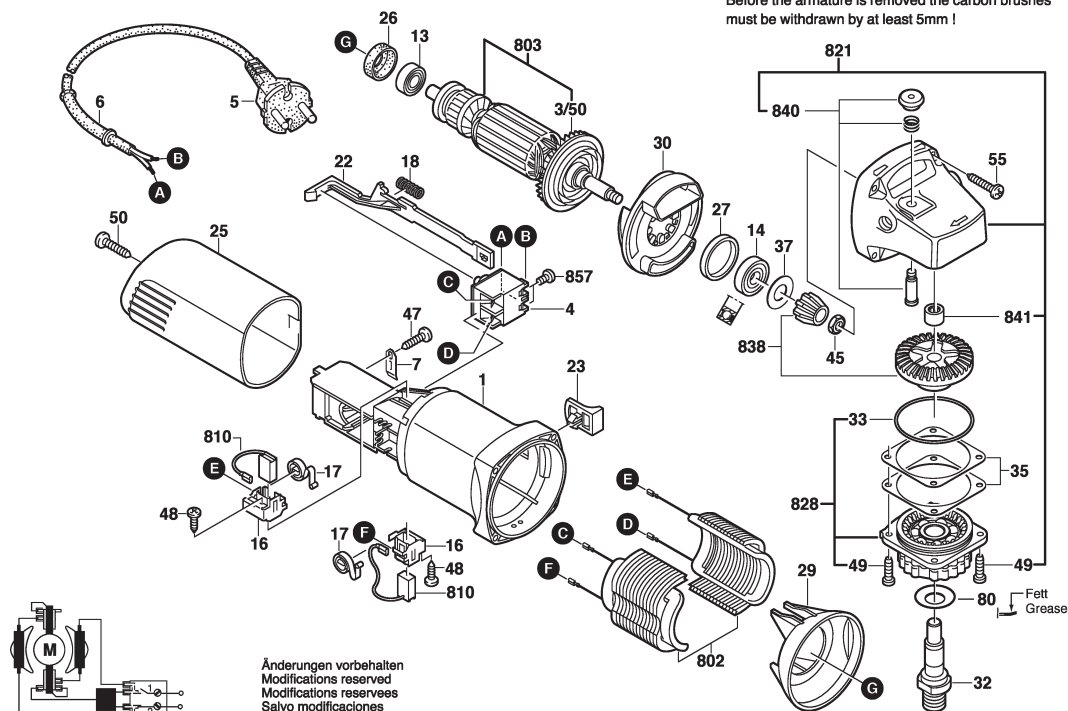
This price list supersedes all previous edition. Prices are subjected to change without any prior notice.

0 601 375 0X2
Stand 20-01
Issue 21-07-23

Fig. /Abb. 1

Gerad - Verzahnung

● Vor Demontage des Ankers
Kohlebürsten 5mm zurückziehen !
Before the armature is removed the carbon brushes
must be withdrawn by at least 5mm !



1 / 2

Model: 0 601 375 1X2 = 230

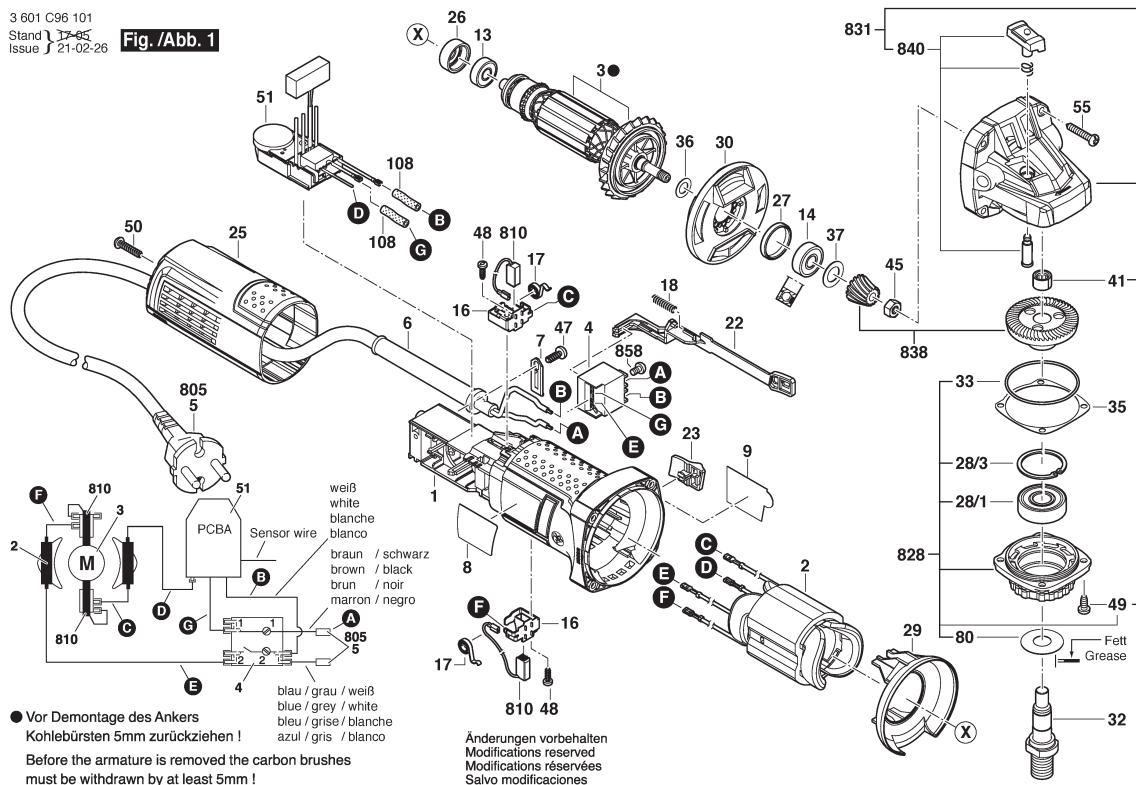
Item	Pc	Order no.	Description	LP in INR	Item	Pc	Order no.	Description	LP in INR
1	1	1 619 P09 772	Motor Housing .	136,00	37	1	1 600 100 033	Cover Disc .	26,00
2	1	1 604 220 328	Field 220-240V .	369,00	45	4	2 915 011 007	Hex Nut DIN 934-M6-8-A .	26,00
3	1	1 604 010 626	Armature 220-240V .	519,00	47	1	2 609 110 052	Special Screw .	47,00
3/5	1	1 606 610 141	Fan .	31,00	48	4	1 619 P00 220	Torx Oval-Head Screw	31,00
4	1	1 607 200 179	On-Off Switch .	132,00	49	4	1 603 435 068	Thread-forming tap. Screw	45,00
5	1	1 604 460 72V	Power supply cord IND	116,00	50	10	2 910 611 020	Tapping Screw DIN	46,00
6	1	F 002 G31 081	Grommet .	31,00	55	4	2 910 611 022	Tapping Screw DIN	31,00
7	1	1 601 302 017	Fastening Clamp .	31,00	80	1	1 619 P09 390	Cover Disc .	72,00
13	1	1 619 P11 239	groove ball bearing .	32,00	650/1	1	F 002 G30 042	Auxiliary Handle .	38,00
14	1	1 619 P11 240	groove ball bearing .	66,00	650/2	1	1 603 345 043	Round Nut M14 .	114,00
16	2	1 619 P01 811	Brush Holder .	31,00	650/3	1	1 619 P08 927	Pin-Type Face-Wrench .	185,00
17	2	1 604 652 013	Spiral Spring .	46,00	650/5	1	2 605 703 014	Clamping Flange	108,00
18	1	1 604 611 031	Compression Spring .	26,00	650/5/2	1	1 600 210 039	O-Ring 20,35X1,78 MM .	31,00
22	1	1 602 319 009	Adjusting Slide .	31,00	651	1	1 600 A00 XU7	Protective Cover Ø125 MM	570,00
23	1	1 619 P02 762	Switch Button BLACK	31,00	810	1	1 607 014 145	Carbon-Brush Set .	94,00
25	1	F 002 G31 103	Housing Cover .	106,00	821	1	1 605 806 466	Gear Housing .	437,00
26	1	1 600 206 036	Rubber Ring .	48,00	828	1	1 605 805 090	Bearing Flange BLACK	183,00
27	1	1 600 206 025	Rubber Ring .	29,00	838	1	1 600 A02 92J	Bevel Gear Set .	340,00
29	1	1 600 591 023	Air-Deflector Ring .	36,00	840	1	1 607 000 298	Push-Button BLACK	57,00
30	1	1 600 591 024	Air-Deflector Ring .	36,00	841	1	1 600 910 018	Needle bearing Ø8XØ12X8	59,00
32	1	1 619 P06 419	Grinding Spindle M 14, SW	397,00	857	2	2 910 641 081	Oval-Head Screw	54,00
33	1	1 600 210 041	O-Ring 42,0X1,1 MM .	31,00	894	1	1 615 430 020	Grease Tube 225 ML .	1.512,00
35	1	1 600 136 017	Shim 0,2 MM THICK	31,00	895	1	1 605 430 003	Grease Tube 225 ML .	1.633,00
35	1	1 600 136 016	Shim 0,1 MM THICK	31,00					

Please observe: Repairing, modifying and testing of electro-tools are to be performed professionally. The safety regulations according to IEC, EN, VDE, AFNOR and other regulations of the individual countries are to be observed. Subject to change.

This price list supersedes all previous edition. Prices are subjected to change without any prior notice.

3 601 C96 101
Stand 12-05
Issue 21-02-26

Fig./Abb. 1



1 / 2

Model: 3 601 C96 1F0

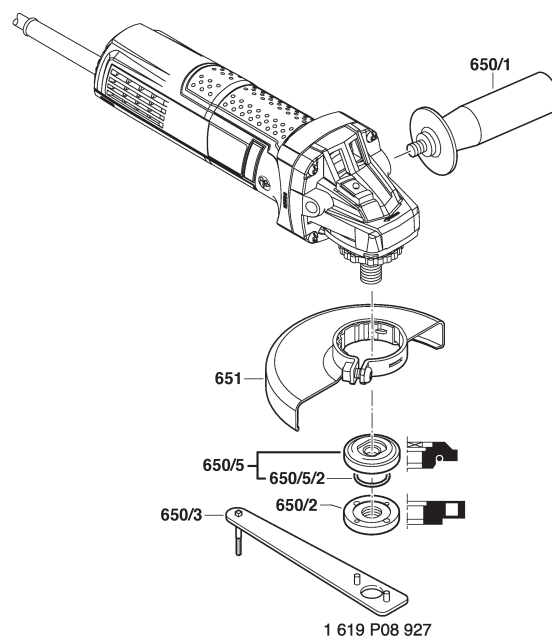
Item	Pc	Order no.	Description	LP in INR	Item	Pc	Order no.	Description	LP in INR
1	1	1 619 P10 959	Motor Housing .	150,00	33	1	1 619 P02 820	O-Ring 44,0X1,0 MM .	31,00
2	1	1 604 220 59G	Field .	616,00	35	1	1 619 P02 822	Shim 0,2 MM .	31,00
3	1	1 604 010 BN1	Armature .	787,00	35	1	1 619 P02 821	Shim 0,1 MM .	31,00
4	1	1 607 200 31Y	Switch .	276,00	36	1	1 619 P00 987	Washer .	31,00
5	1	F 002 G30 101	Power supply cord IND .	176,00	37	1	1 619 P14 544	Rotary shaft lip seal .	38,00
6	1	F 002 G31 081	Grommet .	31,00	41	1	1 600 910 018	Needle bearing Ø8XØ12X8	59,00
7	1	1 601 302 017	Fastening Clamp .	31,00	45	1	2 915 011 007	Hex Nut DIN 934-M6-8-A .	26,00
8	1	1 619 P16 123	Nameplate .		47	1	2 609 110 052	Special Screw .	47,00
9	1	1 619 P14 555	Manufacturer's nameplate		48	2	1 619 P00 220	Torx Oval-Head Screw	31,00
13	1	1 619 P08 829	groove ball bearing .	217,00	49	4	1 603 435 068	Thread-forming tap. Screw	45,00
14	1	1 619 P13 103	groove ball bearing .	179,00	50	1	1 619 P00 105	Torx Oval-Head Screw	31,00
16	2	1 619 P01 811	Brush Holder .	31,00	51	1	1 607 233 58M	Speed governor .	833,00
17	2	1 604 652 013	Spiral Spring .	46,00	55	4	1 619 P01 066	Torx Oval-Head Screw	31,00
18	1	1 619 P11 487	Compression Spring .	54,00	80	1	1 619 P09 390	Cover Disc .	72,00
22	1	1 619 P10 968	Adjusting Slide .	51,00	108	2	1 619 P02 866	Shrinkable Tube .	31,00
23	1	1 619 P10 969	Switch Button .	50,00	650/1	1	1 619 P10 681	Auxiliary Handle .	180,00
25	1	1 619 P13 557	Housing Cover .	155,00	650/2	1	1 603 345 043	Round Nut M14 .	114,00
26	1	1 600 502 023	Intermediate Ring .	71,00	650/3	1	1 619 P08 927	Pin-Type Face-Wrench .	185,00
27	1	1 600 206 025	Rubber Ring .	29,00	650/5	1	2 605 703 014	Clamping Flange	108,00
28/1	1	1 619 P07 440	Ball Bearing .	219,00	650/5/2	1	1 600 210 039	O-Ring 20,35X1,78 MM .	31,00
28/3	1	2 916 660 013	Retaining clip DIN	50,00	651	1	1 600 A00 XU7	Protective Cover Ø125 MM	570,00
29	1	1 619 P10 970	Air-Deflector Ring .	67,00	810	1	1 619 P11 715	Carbon-Brush Set .	158,00
30	1	1 619 P14 139	Air Distributor .	60,00	828	1	1 619 P07 451	Bearing Flange .	461,00
32	1	1 619 P06 419	Grinding Spindle M 14, SW	397,00	831	1	1 619 P11 122	Gear Housing .	613,00

Please observe: Repairing, modifying and testing of electro-tools are to be performed professionally. The safety regulations according to IEC, EN, VDE, AFNOR and other regulations of the individual countries are to be observed. Subject to change.

This price list supersedes all previous edition. Prices are subjected to change without any prior notice.

3 601 C96 101

Stand } 17-05-05
Issue }

Fig. /Abb. 2

Änderungen vorbehalten
Modifications reserved
Modifications réservées
Salvo modificaciones



2/2

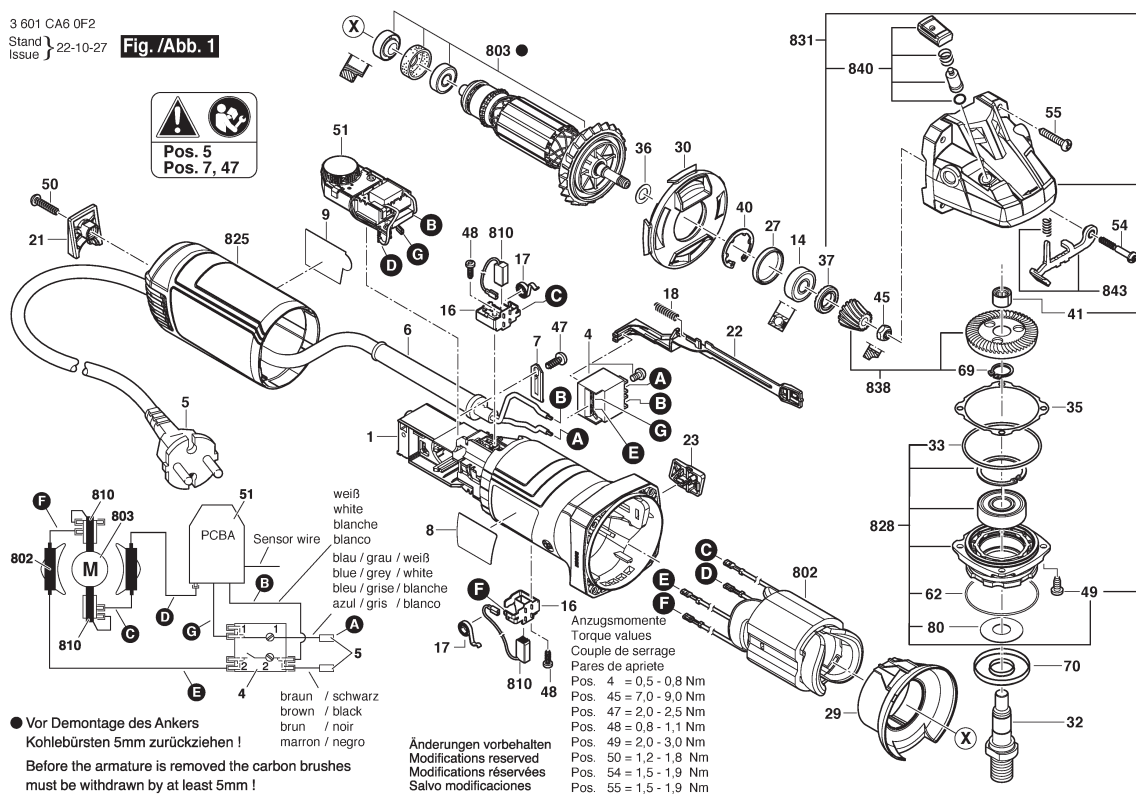
[illegible]

Please observe: Repairing, modifying and testing of electro-tools are to be performed professionally. The safety regulations according to IEC, EN, VDE, AFNOR and other regulations of the individual countries are to be observed. Subject to change.

This price list supersedes all previous edition. Prices are subjected to change without any prior notice.

3 601 CA6 0F2
Stand
Issue } 22-10-27

Fig./Abb. 1



1 / 2

Model: 3 601 CA6 0F2 = 230

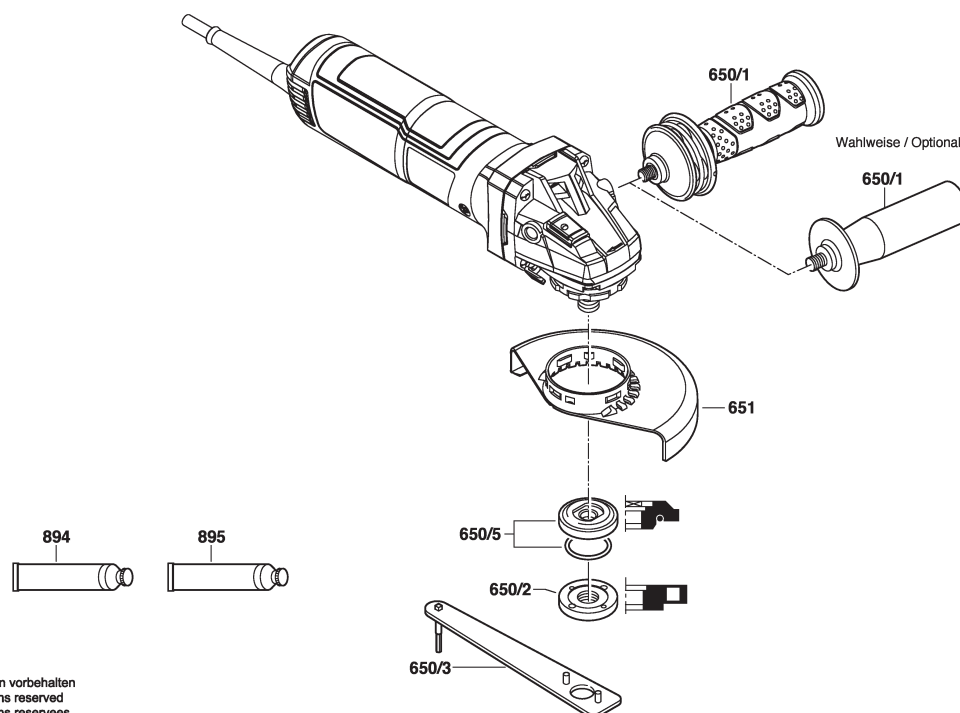
Item	Pc	Order no.	Description	LP in INR	Item	Pc	Order no.	Description	LP in INR
1	1	1 619 P20 936	Motor Housing .	171,00	41	1	1 600 910 018	Needle bearing Ø8XØ12X8	59,00
4	1	1 607 200 31S	Switch .	195,00	45	1	1 619 P16 897	Hex Nut .	27,00
5	1	F 002 G30 111	Power supply cord .	532,00	47	1	2 609 110 052	Special Screw .	47,00
6	1	1 600 703 039	Grommet .	67,00	48	2	1 619 P00 220	Torx Oval-Head Screw	31,00
7	1	1 601 302 017	Fastening Clamp .	31,00	49	4	1 603 435 08X	Thread-forming tap. Screw	30,00
8	1	1 601 11A 9E8	Nameplate .		50	1	1 619 P00 105	Torx Oval-Head Screw	31,00
9	1	1 601 11C 4Y6	Manufacturer's nameplate		51	1	1 607 233 5NX	Speed governor	1.044,00
14	1	1 619 P09 955	groove ball bearing .	82,00	54	1	1 603 414 026	Torx Oval-Head Screw	39,00
16	2	1 600 A00 RG1	Brush Holder .	45,00	55	3	1 619 P01 066	Torx Oval-Head Screw	31,00
17	2	1 604 652 013	Spiral Spring .	46,00	62	1	3 600 210 109	O-Ring 47,0X1,5 MM .	52,00
18	1	1 619 P11 487	Compression Spring .	54,00	69	1	2 916 540 007	Retaining ring .	27,00
21	1	1 619 P20 983	Cap .	27,00	70	1	3 600 150 038	Cover Disc .	41,00
22	1	1 619 P20 940	Adjusting Slide .	27,00	80	1	1 619 P09 390	Cover Disc .	72,00
23	1	1 619 P21 162	Switch Button .	27,00	650/1	1	1 602 025 0A0	Auxiliary Handle .	806,00
27	1	1 600 206 025	Rubber Ring .	29,00	650/2	1	1 603 345 043	Round Nut M14 .	114,00
29	1	1 619 P20 938	Air-Deflector Ring .	33,00	650/3	1	1 619 P08 927	Pin-Type Face-Wrench .	185,00
30	1	1 619 P20 939	Air Distributor .	27,00	650/5	1	2 605 703 014	Clamping Flange	108,00
32	1	1 619 P15 210	Grinding Spindle M14 .	146,00	651	1	1 600 A02 5XR	Protective Cover .	129,00
33	1	1 619 P14 427	O-Ring .	56,00	802	1	1 619 P21 170	Field .	726,00
35	1	1 600 136 013	Shim 0,1 MM THICK	74,00	803	1	1 619 P21 171	Armature .	1.365,00
35	1	1 600 136 014	Shim 0,2 MM THICK	74,00	810	1	1 619 P21 172	Carbon-Brush Set .	194,00
36	1	1 619 P00 987	Washer .	31,00	825	1	1 619 P21 173	Housing Cover .	146,00
37	1	1 600 290 016	Rotary shaft lip seal .	64,00	828	1	1 619 P21 174	Bearing Flange .	351,00
40	1	1 600 119 011	Retaining clip .	52,00	831	1	1 619 P21 176	Gear Housing .	675,00

Please observe: Repairing, modifying and testing of electro-tools are to be performed professionally. The safety regulations according to IEC, EN, VDE, AFNOR and other regulations of the individual countries are to be observed. Subject to change.

This price list supersedes all previous edition. Prices are subjected to change without any prior notice.

3 601 CA6 0F2

Stand } 22-10-27
Issue }

Fig./Abb. 2

Änderungen vorbehalten
Modifications reserved
Modifications reserves
Salvo modificaciones

2/2

[illegible]

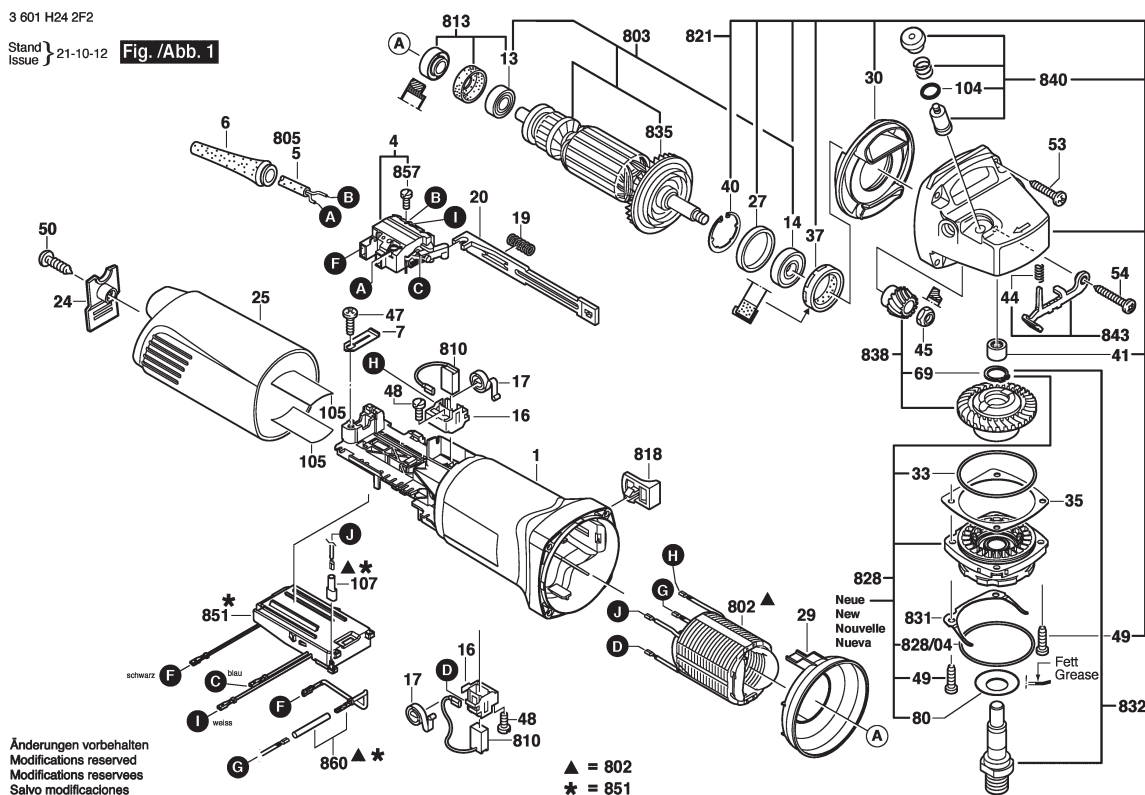
Please observe: Repairing, modifying and testing of electro-tools are to be performed professionally. The safety regulations according to IEC, EN, VDE, AFNOR and other regulations of the individual countries are to be observed. Subject to change.

This price list supersedes all previous edition. Prices are subjected to change without any prior notice.

3 601 H24 2F2

Stand
Issue } 21-10-12

Fig./Abb. 1



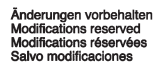
1 / 2

Model: 3 601 H24 2F2 = 230

Item	Pc	Order no.	Description	LP in INR	Item	Pc	Order no.	Description	LP in INR
1	1	1 605 108 249	Motor Housing DARK	261,00	45	1	1 603 300 016	Hex Nut M7, SW10 .	53,00
4	1	1 607 200 200	Switch .	231,00	47	1	2 912 401 018	Tapping Screw	32,00
5	1	F 002 G30 111	Power supply cord .	532,00	48	2	2 912 401 005	Tapping Screw	32,00
6	1	1 600 703 031	Grommet Ø7,3-Ø8,6X67	70,00	49	1	1 619 P07 559	Thread-forming tap. Screw	50,00
7	1	1 601 302 017	Fastening Clamp .	31,00	50	1	2 912 401 420	Tapping Screw	32,00
13	1	2 600 905 032	Ball Bearing 7X19X6 .	169,00	53	3	2 910 611 022	Tapping Screw DIN	31,00
14	1	1 600 905 032	groove ball bearing 8X22X7	85,00	54	1	2 603 490 025	Torx Oval-Head Screw	32,00
16	2	1 601 323 023	Brush Holder WITH	106,00	69	1	2 916 540 007	Retaining ring .	27,00
17	2	1 604 652 013	Spiral Spring .	46,00	80	1	1 619 P09 390	Cover Disc .	72,00
19	1	1 604 611 026	Compression Spring .	40,00	104	1	1 600 210 044	O-Ring 4,5X1,0 MM BLUE	32,00
20	1	1 602 319 011	Adjusting Slide .	47,00	105	2	1 601 008 005	Insulating Plate .	85,00
24	1	1 605 500 228	Cover BLUE	89,00	107	1	1 619 P11 818	Insulating Part .	37,00
25	1	1 605 500 251	Housing Cover DARK	224,00	651	1	1 600 A02 5XR	Protective Cover .	129,00
27	1	1 600 206 025	Rubber Ring .	29,00	802	1	1 607 000 397	Field 220-240V .	951,00
29	1	1 600 591 025	Air-Deflector Ring .	75,00	803	1	1 604 010 A22	Armature With Fan	1.814,00
30	1	1 600 591 014	Air-Deflector Ring .	76,00	805	1	F 002 G30 111	Power supply cord .	532,00
33	1	1 600 210 035	O-Ring 46,0X1,1 MM .	53,00	810	1	1 607 014 176	Carbon-Brush Set .	244,00
35	1	1 600 136 013	Shim 0,1 MM THICK	74,00	813	1	1 607 000 378	Parts Set .	283,00
35	1	1 600 136 015	Shim 0,3 MM THICK	71,00	818	1	1 602 026 088	Switch Handle .	32,00
35	1	1 600 136 014	Shim 0,2 MM THICK	74,00	821	1	1 605 806 5SB	Gear Housing .	798,00
37	1	1 600 290 016	Rotary shaft lip seal .	64,00	828	1	1 607 000 D6C	Bearing Flange .	362,00
40	1	1 600 119 011	Retaining clip .	52,00	828/04	1	3 600 210 109	O-Ring 47,0X1,5 MM .	52,00
41	1	2 600 917 003	Needle-Roller Bearing	77,00	831	1	1 601 290 013	Spring Element .	53,00
44	1	1 604 611 042	Compression Spring .	32,00	832	1	1 619 P15 212	Grinding Spindle .	232,00

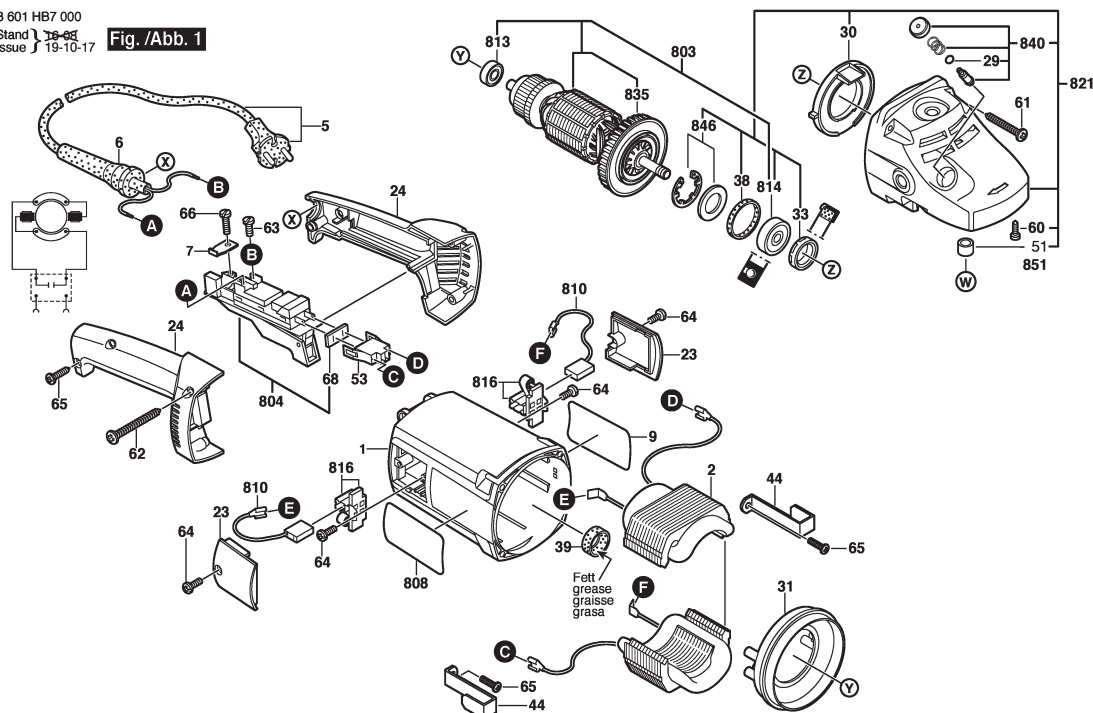
Please observe: Repairing, modifying and testing of electro-tools are to be performed professionally. The safety regulations according to IEC, EN, VDE, AFNOR and other regulations of the individual countries are to be observed. Subject to change.

This price list supersedes all previous edition. Prices are subjected to change without any prior notice.



3 601 HB7 000
Stand 12-08
Issue 19-10-17

Fig./Abb. 1



Änderungen vorbehalten
Modifications reserved
Modifications reserves
Salvo modificaciones

1 / 3

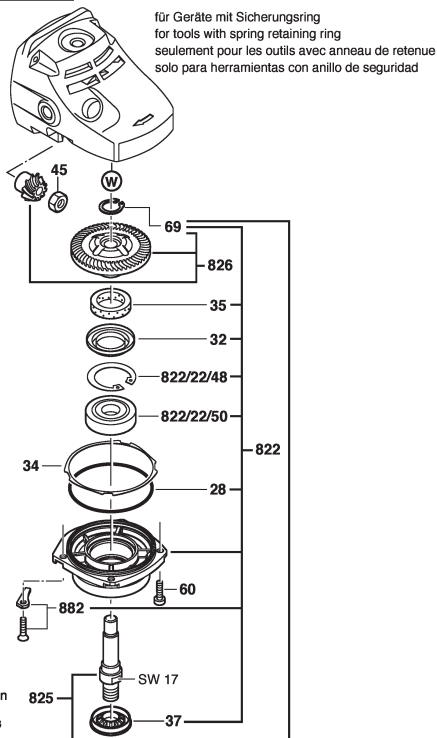
Model: 3 601 HB7 0F0 = 230

Item	Pc	Order no.	Description	LP in INR	Item	Pc	Order no.	Description	LP in INR
1	1	1 605 108 233	Motor Housing BLUE	231,00	39	1	1 619 P14 249	Rubber Ring .	31,00
2	1	1 604 220 380	Field 220-240V .	1.475,00	44	2	1 601 334 009	Pickup Clip .	37,00
5	1	F 002 G31 006	Power supply cord .	309,00	45	1	1 603 300 019	Hex Nut M10, SW14 .	52,00
6	1	2 600 703 019	Grommet Ø8,7-Ø9,6X76	67,00	53	1	1 605 190 068	Socket Housing .	52,00
7	1	1 601 302 018	Fastening Clamp .	53,00	60	3	1 603 435 023	Thread-forming tap. Screw	49,00
9	1	1 619 P13 489	Manufacturer's nameplate		61	4	2 912 401 038	Tapping Screw DIN	32,00
23	2	1 619 P14 320	Sealing cap .	93,00	62	2	1 603 435 024	Tapping Screw C4,8X63	56,00
24	1	1 619 P13 504	Handle .	165,00	63	2	1 603 410 014	Pan head screw M4X10	52,00
28	1	1 600 210 033	O-Ring 79,0X1,78 MM .	53,00	64	4	1 603 435 042	Plastic-Cutting Screw	52,00
29	1	1 600 210 045	O-Ring 8,0X1,0 MM .	52,00	65	4	2 912 401 020	Tapping Screw DIN	32,00
30	1	1 600 591 035	Air Distributor .	76,00	66	1	2 910 211 019	Tapping Screw DIN	32,00
31	1	1 619 P17 209	Air-Deflector Ring .	86,00	68	1	1 601 006 011	Sealing Plate .	52,00
32	1	1 600 290 019	Retaining snap ring .	49,00	69	1	2 916 650 905	Spring retaining ring .	30,00
33	1	1 600 290 013	Rotary shaft lip seal 18,7	77,00	651	1	1 600 A00 XL9	Protective Cover Ø180 MM	322,00
34	1	1 600 190 037	Shim 0,2 MM THICK	32,00	803	1	1 604 011 252	Armature 220-240V .	2.791,00
34	1	1 600 190 020	Shim 0,15 MM THICK	53,00	804	1	1 619 P14 186	Switch .	306,00
34	1	1 600 190 022	Shim 0,1 MM THICK	55,00	810	1	1 607 014 171	Carbon-Brush Set .	245,00
34	1	1 600 190 040	Shim 0,4 MM THICK	32,00	813	1	1 600 905 011	groove ball bearing 8X22X7	110,00
34	1	1 600 190 038	Shim 0,25 MM THICK	32,00	814	1	1 600 905 023	groove ball bearing	119,00
34	1	1 600 190 021	Shim 0,3 MM THICK	53,00	816	2	1 604 336 048	Brush Holder .	169,00
34	1	1 600 190 039	Shim 0,35 MM THICK	32,00	821	1	1 619 P14 183	Gear Housing .	807,00
35	1	1 600 205 034	Felt Washer .	53,00	822	1	1 607 000 C04	Bearing Flange Ø180 MM .	1.132,00
37	1	1 600 290 036	Seal Ring BLACK	77,00	822/22/4	1	1 600 119 010	Spring retaining ring .	53,00
38	1	1 600 206 020	Rubber Ring 7 MM WIDE	52,00	822/22/5	1	1 600 905 026	groove ball bearing	124,00

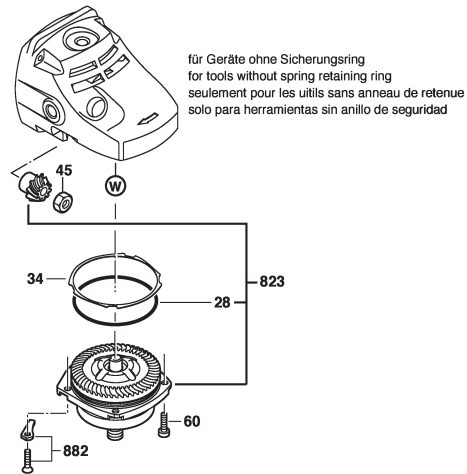
Please observe: Repairing, modifying and testing of electro-tools are to be performed professionally. The safety regulations according to IEC, EN, VDE, AFNOR and other regulations of the individual countries are to be observed. Subject to change.

This price list supersedes all previous edition. Prices are subjected to change without any prior notice.

3 601 HB7 000
Stand } ~~19-40~~
Issue } 20-03-30

Fig. /Abb. 2

Änderungen vorbehalten
Modifications reserved
Modifications réservées
Salvo modificaciones



für Geräte ohne Sicherungsring
for tools without spring retaining ring
seulement pour les outils sans anneau de retenue
solo para herramientas sin anillo de seguridad

2 / 3

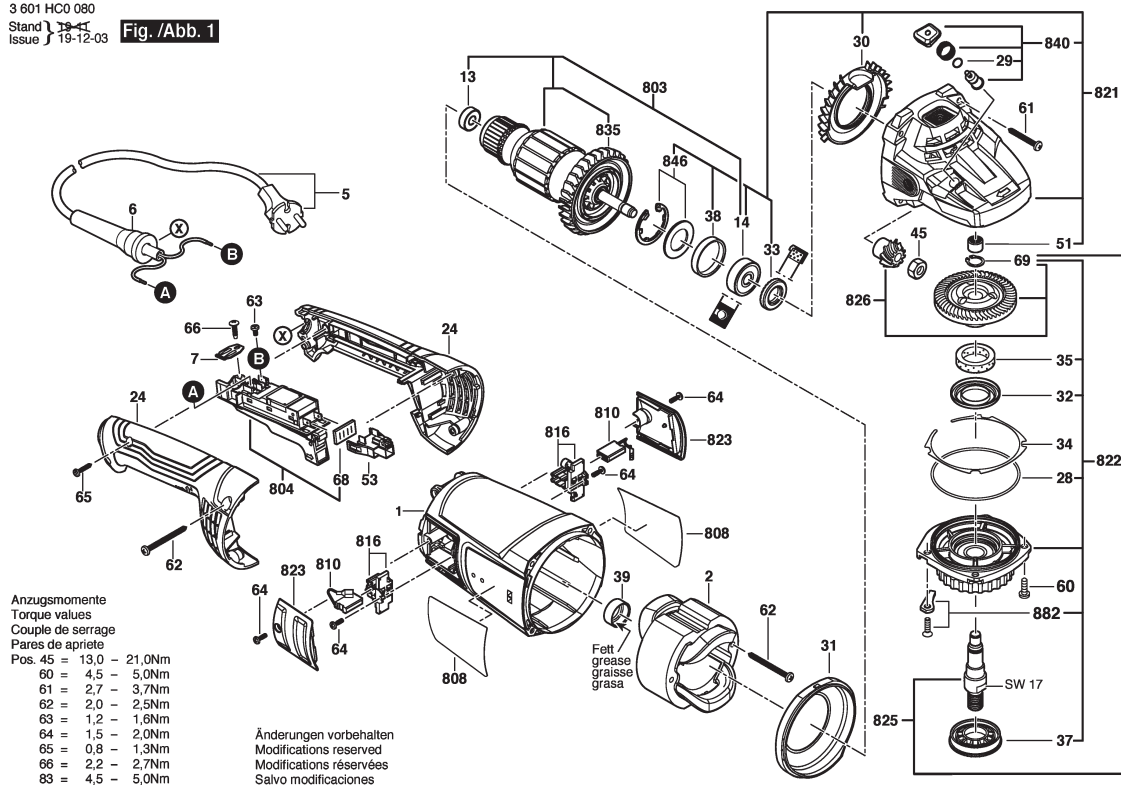
[illegible]

Please observe: Repairing, modifying and testing of electro-tools are to be performed professionally. The safety regulations according to IEC, EN, VDE, AFNOR and other regulations of the individual countries are to be observed. Subject to change.

This price list supersedes all previous edition. Prices are subjected to change without any prior notice.

3 601 HC0 080
Stand 13-1
Issue 19-12-03

Fig. /Abb. 1



1 / 2

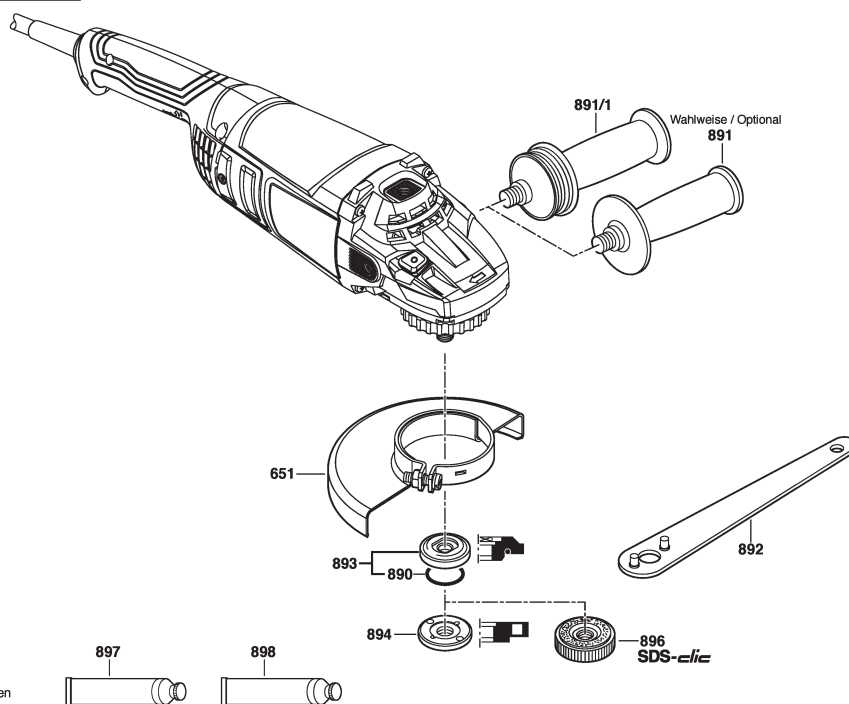
Model: 3 601 HC0 0F0 = 230

Item	Pc	Order no.	Description	LP in INR	Item	Pc	Order no.	Description	LP in INR
1	1	1 605 108 2MU	Motor Housing .		39	1	1 600 206 030	Rubber Ring .	48,00
2	1	1 619 P15 702	Field .	1.079,00	45	1	1 603 300 019	Hex Nut M10, SW14 .	52,00
5	1	F 002 G31 006	Power supply cord .	309,00	51	1	2 600 910 001	Needle-Roller Bearing Ø14	60,00
6	1	2 600 703 019	Grommet Ø8,7-Ø9,6X76	67,00	53	1	1 605 190 068	Socket Housing .	52,00
7	1	1 601 302 018	Fastening Clamp .	53,00	60	3	1 603 435 023	Thread-forming tap. Screw	49,00
13	1	1 600 905 011	groove ball bearing 8X22X7	110,00	61	4	2 912 401 038	Tapping Screw DIN	32,00
14	1	1 600 905 028	groove ball bearing .	235,00	62	2	1 603 435 060	Tapping Screw 4,8X55 .	31,00
24	1	1 619 P15 272	Handle .	228,00	63	2	1 603 410 014	Pan head screw M4X10	52,00
28	1	1 600 210 033	O-Ring 79,0X1,78 MM .	53,00	64	4	1 603 435 042	Plastic-Cutting Screw	52,00
29	1	1 600 210 045	O-Ring 8,0X1,0 MM .	52,00	65	4	2 912 401 020	Tapping Screw DIN	32,00
30	1	1 619 P15 274	Air Distributor .	41,00	66	1	2 910 211 019	Tapping Screw DIN	32,00
31	1	1 619 P17 066	Air-Deflector Ring .	54,00	68	1	1 601 006 011	Sealing Plate .	52,00
32	1	1 600 290 019	Retaining snap ring .	49,00	69	1	2 916 650 905	Spring retaining ring .	30,00
33	1	1 600 290 013	Rotary shaft lip seal 18,7	77,00	651	1	1 619 P15 622	Protective Cover Ø180 MM	348,00
34	1	1 600 190 040	Shim 0,4 MM THICK	32,00	803	1	1 619 P15 749	Armature .	1.543,00
34	1	1 600 190 020	Shim 0,15 MM THICK	53,00	804	1	1 619 P14 186	Switch .	306,00
34	1	1 600 190 037	Shim 0,2 MM THICK	32,00	810	1	1 607 014 171	Carbon-Brush Set .	245,00
34	1	1 600 190 021	Shim 0,3 MM THICK	53,00	816	2	1 604 336 048	Brush Holder .	169,00
34	1	1 600 190 039	Shim 0,35 MM THICK	32,00	821	1	1 619 P15 750	Gear Housing .	848,00
34	1	1 600 190 022	Shim 0,1 MM THICK	55,00	822	1	1 619 P15 751	Bearing Flange Ø180 MM .	651,00
34	1	1 600 190 038	Shim 0,25 MM THICK	32,00	823	1	1 619 P15 945	Sealing cap .	50,00
35	1	1 600 205 034	Felt Washer .	53,00	825	1	1 619 P15 297	Grinding Spindle .	381,00
37	1	1 600 290 036	Seal Ring BLACK	77,00	826	1	1 619 P15 405	Bevel Gear Set Ø180 MM .	701,00
38	1	1 600 206 020	Rubber Ring 7 MM WIDE	52,00	835	1	1 606 610 142	Fan .	84,00

Please observe: Repairing, modifying and testing of electro-tools are to be performed professionally. The safety regulations according to IEC, EN, VDE, AFNOR and other regulations of the individual countries are to be observed. Subject to change.

This price list supersedes all previous edition. Prices are subjected to change without any prior notice.

3 601 HCO 080
Stand } 19-11-21
Issue }

Fig. /Abb. 2

Änderungen vorbehalten
Modifications reserved
Modifications réservées
Salvo modificaciones

2/2

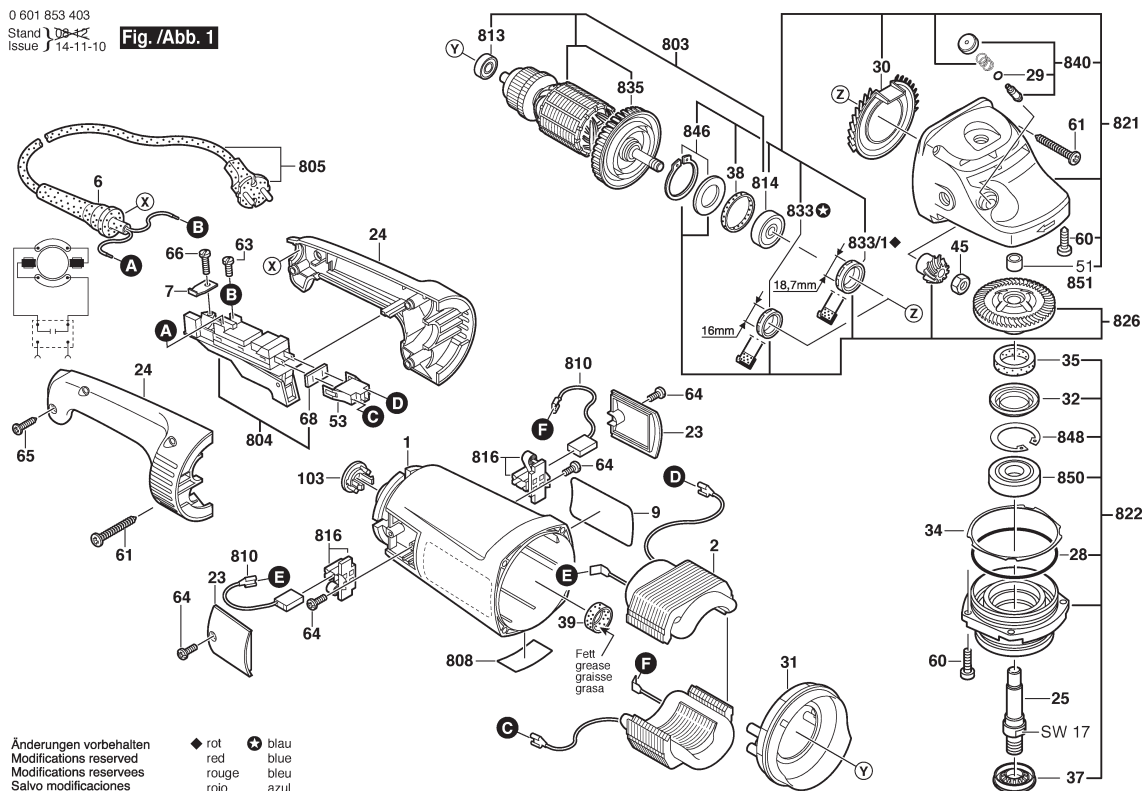
[illegible]

Please observe: Repairing, modifying and testing of electro-tools are to be performed professionally. The safety regulations according to IEC, EN, VDE, AFNOR and other regulations of the individual countries are to be observed. Subject to change.

This price list supersedes all previous edition. Prices are subjected to change without any prior notice.

0 601 853 403
Stand 10-12
Issue 14-11-10

Fig. /Abb. 1



1 / 2

Model: 0 601 853 4X0

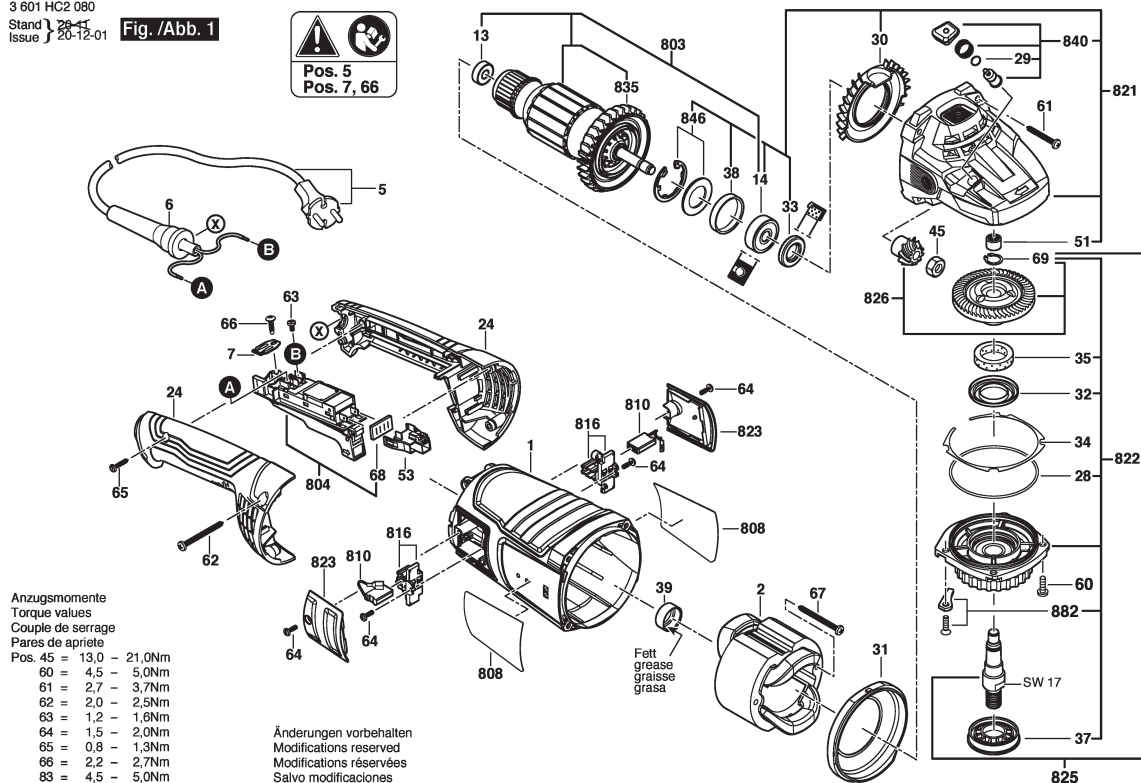
Item	Pc	Order no.	Description	LP in INR	Item	Pc	Order no.	Description	LP in INR
1	1	1 605 108 190	Motor Housing BLUE	648,00	53	1	1 605 190 068	Socket Housing .	52,00
2	1	1 604 220 57K	Field .	1.954,00	60	4	1 603 435 023	Thread-forming tap. Screw	49,00
6	1	1 600 703 023	Grommet Ø	31,00	61	6	2 912 401 038	Tapping Screw DIN	32,00
7	1	1 601 302 018	Fastening Clamp .	53,00	63	2	1 603 410 014	Pan head screw M4X10	52,00
23	2	1 618 B00 802	Sealing cap .	36,00	64	4	1 603 435 042	Plastic-Cutting Screw	52,00
24	1	1 605 132 141	Handle BLUE	381,00	65	2	2 912 401 020	Tapping Screw DIN	32,00
25	1	1 619 P15 297	Grinding Spindle .	381,00	66	1	2 910 211 019	Tapping Screw DIN	32,00
28	1	1 600 210 033	O-Ring 79,0X1,78 MM .	53,00	68	1	1 601 006 011	Sealing Plate .	52,00
29	1	1 600 210 045	O-Ring 8,0X1,0 MM .	52,00	103	1	1 602 388 035	Cable routing .	42,00
30	1	1 600 591 029	Air Distributor .	72,00	651	1	1 600 A00 XL9	Protective Cover Ø180 MM	322,00
31	1	1 600 591 028	Air-Deflector Ring .	110,00	803	1	1 604 010 BC1	Armature .	3.220,00
32	1	1 600 290 019	Retaining snap ring .	49,00	804	1	1 607 000 967	Switch BLACK	984,00
34	1	1 600 190 037	Shim 0,2 MM THICK	32,00	805	1	F 002 G31 007	Mains Cable .	844,00
34	1	1 600 190 039	Shim 0,35 MM THICK	32,00	810	1	1 607 014 171	Carbon-Brush Set .	245,00
34	1	1 600 190 022	Shim 0,1 MM THICK	55,00	813	1	1 600 905 011	groove ball bearing 8X22X7	110,00
34	1	1 600 190 021	Shim 0,3 MM THICK	53,00	814	1	1 600 905 028	groove ball bearing .	235,00
34	1	1 600 190 020	Shim 0,15 MM THICK	53,00	816	2	1 604 336 048	Brush Holder .	169,00
34	1	1 600 190 040	Shim 0,4 MM THICK	32,00	821	1	1 607 000 C03	Gear Housing .	1.939,00
34	1	1 600 190 038	Shim 0,25 MM THICK	32,00	822	1	1 607 000 C04	Bearing Flange Ø180 MM .	1.132,00
35	1	1 600 205 034	Felt Washer .	53,00	826	1	1 600 A00 3FR	Parts Set .	2.191,00
37	1	1 600 290 036	Seal Ring BLACK	77,00	833	1	1 600 290 064	Rotary shaft lip seal 16 MM	89,00
38	1	1 600 206 020	Rubber Ring 7 MM WIDE	52,00	833/1	1	1 600 290 013	Rotary shaft lip seal 18,7	77,00
39	1	1 600 206 030	Rubber Ring .	48,00	835	1	1 606 610 142	Fan .	84,00
45	1	1 603 300 019	Hex Nut M10, SW14 .	52,00	840	1	1 607 000 354	Push-Button .	235,00

Please observe: Repairing, modifying and testing of electro-tools are to be performed professionally. The safety regulations according to IEC, EN, VDE, AFNOR and other regulations of the individual countries are to be observed. Subject to change.

This price list supersedes all previous edition. Prices are subjected to change without any prior notice.

3 601 HC2 080
Stand 1 28 11
Issue 1 20 12 01

Fig. /Abb. 1



1 / 2

Model: 3 601 HC2 0F0 = 230

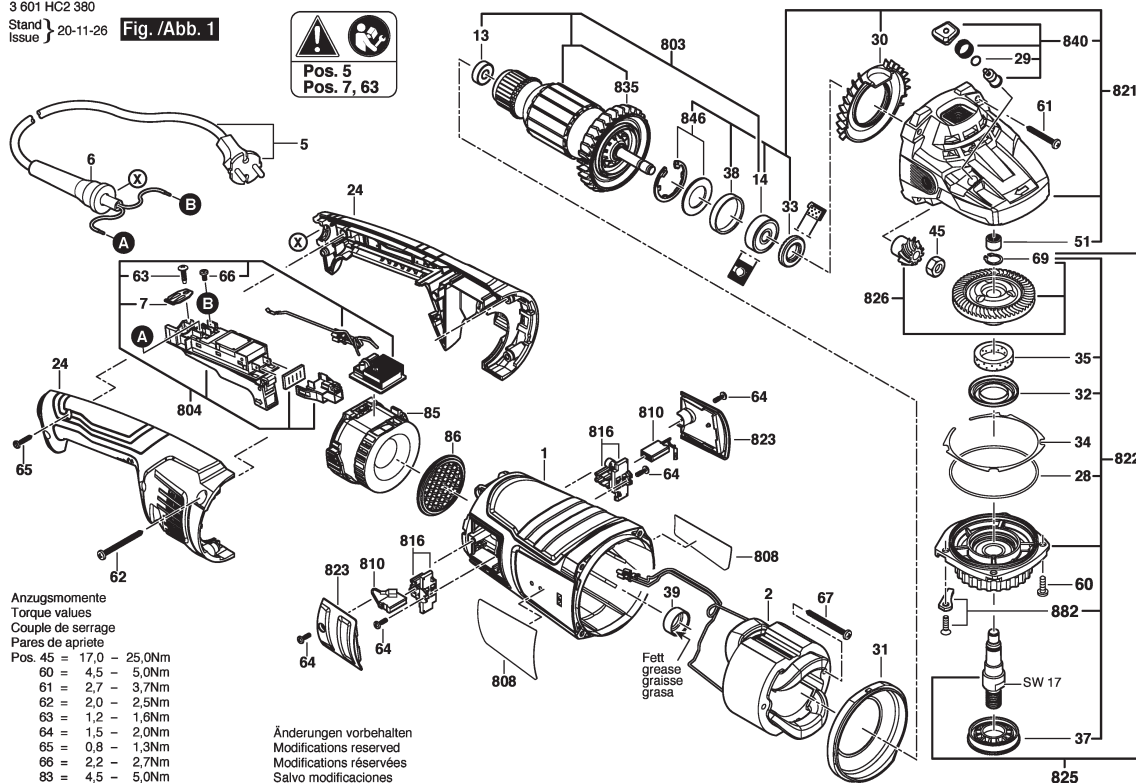
Item	Pc	Order no.	Description	LP in INR	Item	Pc	Order no.	Description	LP in INR
1	1	1 619 P15 457	Motor Housing .	746,00	39	1	1 600 206 030	Rubber Ring .	48,00
2	1	1 619 P14 999	Field .	1.950,00	45	1	1 603 300 019	Hex Nut M10, SW14 .	52,00
5	1	F 002 G31 007	Mains Cable .	844,00	51	1	2 600 910 001	Needle-Roller Bearing Ø14	60,00
6	1	2 600 703 019	Grommet Ø8,7-Ø9,6X76	67,00	53	1	1 605 190 068	Socket Housing .	52,00
7	1	1 601 302 018	Fastening Clamp .	53,00	60	3	1 603 435 023	Thread-forming tap. Screw	49,00
13	1	1 600 905 011	groove ball bearing 8X22X7	110,00	61	4	2 912 401 038	Tapping Screw DIN	32,00
14	1	1 600 905 028	groove ball bearing .	235,00	62	2	1 603 435 060	Tapping Screw 4,8X55 .	31,00
24	1	1 619 P15 273	Handle .	505,00	63	2	1 603 410 014	Pan head screw M4X10	52,00
28	1	1 600 210 033	O-Ring 79,0X1,78 MM .	53,00	64	4	1 603 435 042	Plastic-Cutting Screw	52,00
29	1	1 600 210 045	O-Ring 8,0X1,0 MM .	52,00	65	4	2 912 401 020	Tapping Screw DIN	32,00
30	1	1 619 P15 274	Air Distributor .	41,00	66	1	2 910 211 019	Tapping Screw DIN	32,00
31	1	1 619 P17 066	Air-Deflector Ring .	54,00	67	2	1 603 435 024	Tapping Screw C4,8X63	56,00
32	1	1 600 290 019	Retaining snap ring .	49,00	68	1	1 601 006 011	Sealing Plate .	52,00
33	1	1 600 290 013	Rotary shaft lip seal 18,7	77,00	69	1	2 916 650 905	Spring retaining ring .	30,00
34	1	1 600 190 037	Shim 0,2 MM THICK	32,00	651	1	1 619 P15 622	Protective Cover Ø180 MM	348,00
34	1	1 600 190 020	Shim 0,15 MM THICK	53,00	803	1	1 619 P16 541	Armature .	3.064,00
34	1	1 600 190 040	Shim 0,4 MM THICK	32,00	804	1	1 619 P14 968	Switch .	561,00
34	1	1 600 190 039	Shim 0,35 MM THICK	32,00	810	1	1 607 014 171	Carbon-Brush Set .	245,00
34	1	1 600 190 021	Shim 0,3 MM THICK	53,00	816	2	1 604 336 048	Brush Holder .	169,00
34	1	1 600 190 022	Shim 0,1 MM THICK	55,00	821	1	1 619 P15 750	Gear Housing .	848,00
34	1	1 600 190 038	Shim 0,25 MM THICK	32,00	822	1	1 619 P15 751	Bearing Flange Ø180 MM .	651,00
35	1	1 600 205 034	Felt Washer .	53,00	823	1	1 619 P15 945	Sealing cap .	50,00
37	1	1 600 290 036	Seal Ring BLACK	77,00	825	1	1 619 P15 297	Grinding Spindle .	381,00
38	1	1 600 206 020	Rubber Ring 7 MM WIDE	52,00	826	1	1 619 P15 405	Bevel Gear Set Ø180 MM .	701,00

Please observe: Repairing, modifying and testing of electro-tools are to be performed professionally. The safety regulations according to IEC, EN, VDE, AFNOR and other regulations of the individual countries are to be observed. Subject to change.

This price list supersedes all previous edition. Prices are subjected to change without any prior notice.

3 601 HC2 380
Stand
Issue 20-11-26

Fig. / Abb. 1



1 / 2

Model: 3 601 HC2 3F0 = 230

Item	Pc	Order no.	Description	LP in INR	Item	Pc	Order no.	Description	LP in INR
1	1	1 619 P15 457	Motor Housing .	746,00	39	1	1 600 206 030	Rubber Ring .	48,00
2	1	1 619 P14 999	Field .	1.950,00	45	1	1 603 300 019	Hex Nut M10, SW14 .	52,00
5	1	F 002 G31 007	Mains Cable .	844,00	51	1	2 600 910 001	Needle-Roller Bearing Ø14	60,00
6	1	2 600 703 019	Grommet Ø8,7-Ø9,6X76	67,00	60	3	1 603 435 023	Thread-forming tap. Screw	49,00
7	1	1 601 302 018	Fastening Clamp .	53,00	61	4	2 912 401 038	Tapping Screw DIN	32,00
13	1	1 600 905 011	groove ball bearing 8X22X7	110,00	62	2	1 603 435 060	Tapping Screw 4,8X55 .	31,00
14	1	1 600 905 028	groove ball bearing .	235,00	63	2	1 603 410 014	Pan head screw M4X10	52,00
24	1	1 619 P16 039	Handle .	465,00	64	4	1 603 435 042	Plastic-Cutting Screw	52,00
28	1	1 600 210 033	O-Ring 79,0X1,78 MM .	53,00	65	4	2 912 401 020	Tapping Screw DIN	32,00
29	1	1 600 210 045	O-Ring 8,0X1,0 MM .	52,00	66	1	2 910 211 019	Tapping Screw DIN	32,00
30	1	1 619 P15 274	Air Distributor .	41,00	67	2	1 603 435 024	Tapping Screw C4,8X63	56,00
31	1	1 619 P17 066	Air-Deflector Ring .	54,00	69	1	2 916 650 905	Spring retaining ring .	30,00
32	1	1 600 290 019	Retaining snap ring .	49,00	85	1	1 619 P15 700	Dust Separator .	270,00
33	1	1 600 290 064	Rotary shaft lip seal 16 MM	89,00	86	1	1 619 P16 040	Air Deflection .	148,00
34	1	1 600 190 040	Shim 0,4 MM THICK	32,00	651	1	1 619 P15 622	Protective Cover Ø180 MM	348,00
34	1	1 600 190 039	Shim 0,35 MM THICK	32,00	803	1	1 619 P16 541	Armature .	3.064,00
34	1	1 600 190 021	Shim 0,3 MM THICK	53,00	804	1	1 619 P16 542	Switch .	1.658,00
34	1	1 600 190 038	Shim 0,25 MM THICK	32,00	810	1	1 607 014 171	Carbon-Brush Set .	245,00
34	1	1 600 190 020	Shim 0,15 MM THICK	53,00	816	2	1 604 336 048	Brush Holder .	169,00
34	1	1 600 190 022	Shim 0,1 MM THICK	55,00	821	1	1 619 P15 871	Gear Housing .	2.059,00
34	1	1 600 190 037	Shim 0,2 MM THICK	32,00	822	1	1 619 P15 751	Bearing Flange Ø180 MM .	651,00
35	1	1 600 205 034	Felt Washer .	53,00	823	1	1 619 P15 945	Sealing cap .	50,00
37	1	1 600 290 036	Seal Ring BLACK	77,00	825	1	1 619 P15 297	Grinding Spindle .	381,00
38	1	1 600 206 020	Rubber Ring 7 MM WIDE	52,00	826	1	1 607 000 CV0	Bevel Gear Set .	1.441,00

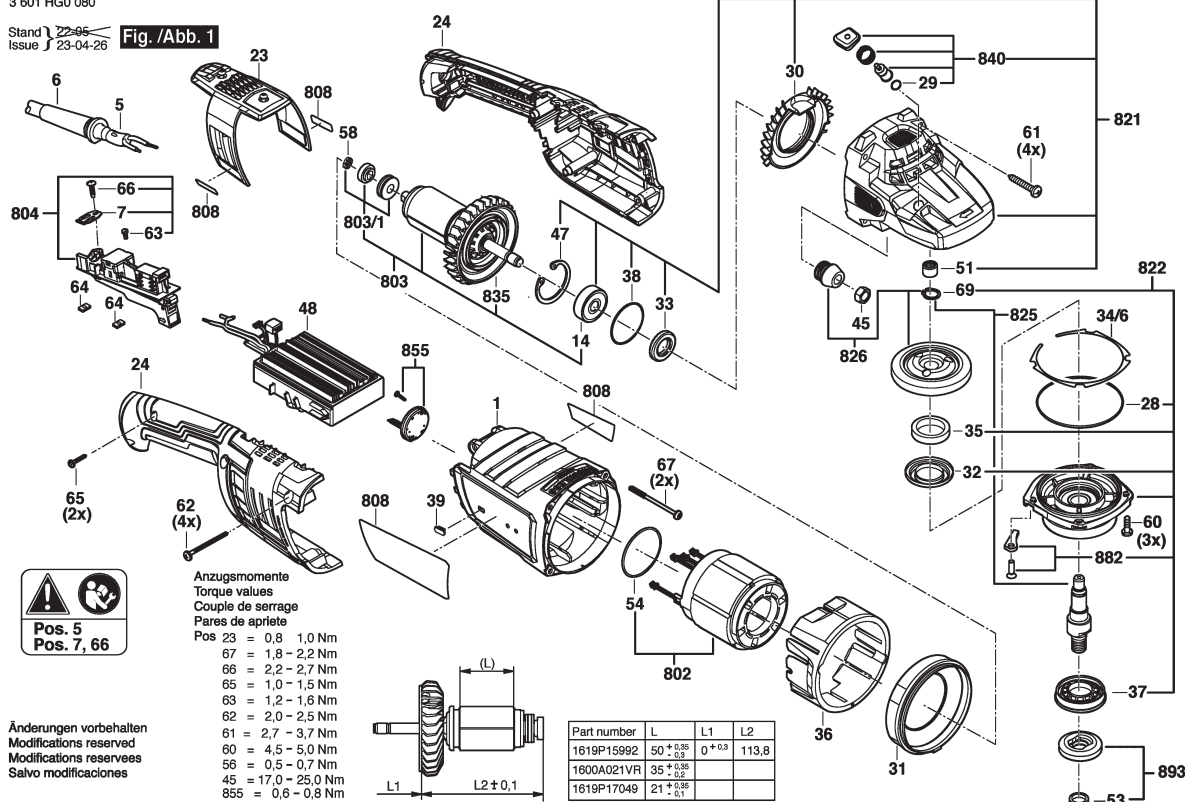
Please observe: Repairing, modifying and testing of electro-tools are to be performed professionally. The safety regulations according to IEC, EN, VDE, AFNOR and other regulations of the individual countries are to be observed. Subject to change.

This price list supersedes all previous edition. Prices are subjected to change without any prior notice.

3 601 HG0 080

Stand 22-85
Issue 23-04-26

Fig./Abb. 1



1 / 2

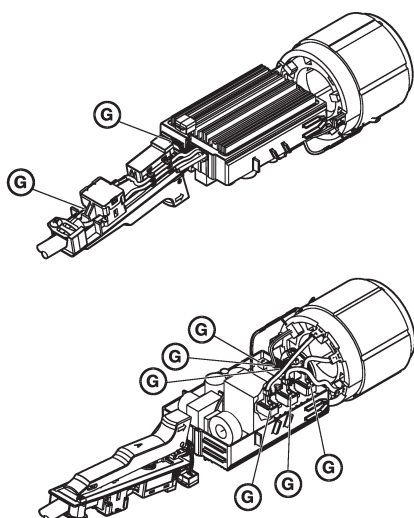
Model: 3 601 HG0 0F0 = 230

Item	Pc	Order no.	Description	LP in INR	Item	Pc	Order no.	Description	LP in INR
1	1	1 619 P15 990	Motor Housing .	685,00	39	1	1 619 P17 336	Plug .	66,00
5	1	1 604 460 78G	Power supply cord .		45	1	1 603 300 019	Hex Nut M10, SW14 .	52,00
6	1	1 619 P14 369	Grommet .	55,00	47	1	1 619 P16 535	Spring retaining ring .	82,00
7	1	1 601 302 018	Fastening Clamp .	53,00	48	1	1 619 P16 027	Electronics Module .	6.180,00
14	1	1 600 905 028	groove ball bearing .	235,00	51	1	2 600 910 001	Needle-Roller Bearing Ø14	60,00
23	1	1 619 P16 044	Filter .	362,00	53	1	1 619 P16 507	O-Ring .	90,00
24	1	1 619 P16 021	Handle .	741,00	54	1	1 619 P18 761	Rubber Ring .	
28	1	1 600 210 033	O-Ring 79,0X1,78 MM .	53,00	58	1	1 619 P16 506	Cover .	77,00
29	1	1 600 210 045	O-Ring 8,0X1,0 MM .	52,00	60	4	1 603 435 023	Thread-forming tap. Screw	49,00
30	1	1 600 591 029	Air Distributor .	72,00	61	4	2 912 401 038	Tapping Screw DIN	32,00
31	1	1 619 P16 023	Air-Deflector Ring .	113,00	62	4	1 603 435 060	Tapping Screw 4,8X55 .	31,00
32	1	1 600 290 019	Retaining snap ring .	49,00	63	1	1 603 410 014	Pan head screw M4X10	52,00
33	1	1 600 290 013	Rotary shaft lip seal 18,7	77,00	64	2	2 601 030 006	fixing plate .	45,00
34/6	1	1 600 190 040	Shim 0,4 MM THICK	32,00	65	2	2 912 401 020	Tapping Screw DIN	32,00
34/6	1	1 600 190 021	Shim 0,3 MM THICK	53,00	66	1	2 910 211 019	Tapping Screw DIN	32,00
34/6	1	1 600 190 022	Shim 0,1 MM THICK	55,00	67	2	1 619 P02 043	Screw .	39,00
34/6	1	1 600 190 037	Shim 0,2 MM THICK	32,00	69	1	2 916 650 905	Spring retaining ring .	30,00
34/6	1	1 600 190 020	Shim 0,15 MM THICK	53,00	651	1	1 619 P15 622	Protective Cover Ø180 MM	348,00
34/6	1	1 600 190 039	Shim 0,35 MM THICK	32,00	802	1	1 619 P18 808	Stator .	3.878,00
34/6	1	1 600 190 038	Shim 0,25 MM THICK	32,00	803	1	1 619 P17 480	Rotor .	5.562,00
35	1	1 600 205 034	Felt Washer .	53,00	803/1	1	1 619 P17 217	Bearing set .	913,00
36	1	1 619 P17 207	Insert .	154,00	803/2	1	1 619 P18 523	Wear and Tear Part Set .	796,00
37	1	1 619 P16 024	Seal Ring .	99,00	804	1	1 619 PS1 007	Switch .	
38	1	1 610 210 128	O-Ring 35,0X3,0 MM .	51,00	808	1	1 619 P17 494	Nameplate .	

Please observe: Repairing, modifying and testing of electro-tools are to be performed professionally. The safety regulations according to IEC, EN, VDE, AFNOR and other regulations of the individual countries are to be observed. Subject to change.

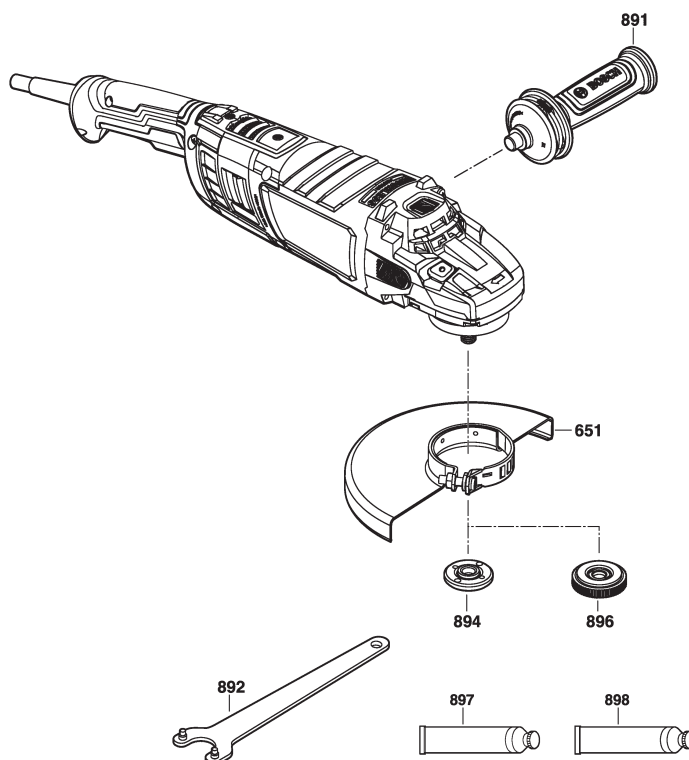
This price list supersedes all previous edition. Prices are subjected to change without any prior notice.

Stand } ~~23-04~~
Issue } 23-09-06

Fig. /Abb. 2

Kafuter K-704 Loctite FI 5145

Änderungen vorbehalten
Modifications reserved
Modifications reserves
Salvo modificaciones



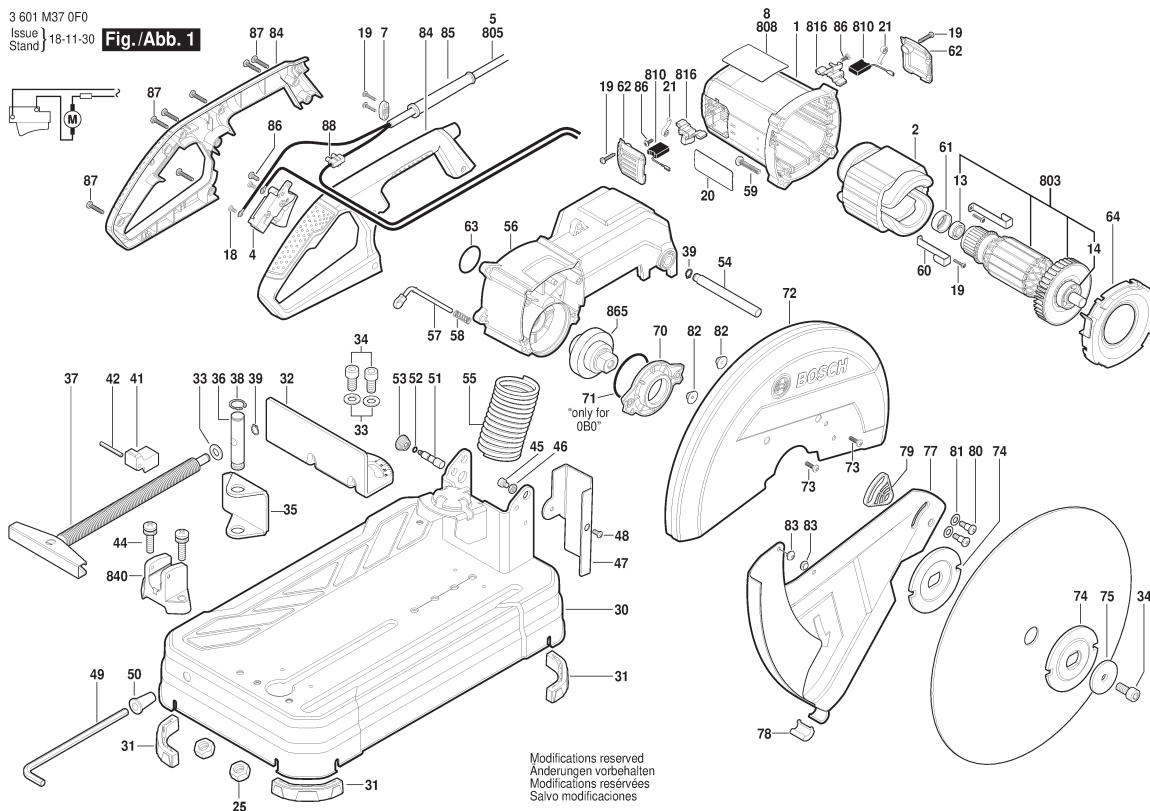
Model: 3 601 HG0 0F0 = 230

[illegible]

This price list supersedes all previous edition. Prices are subjected to change without any prior notice.

3 601 M37 0F0
Issue
Stand 18-11-30

Fig./Abb. 1



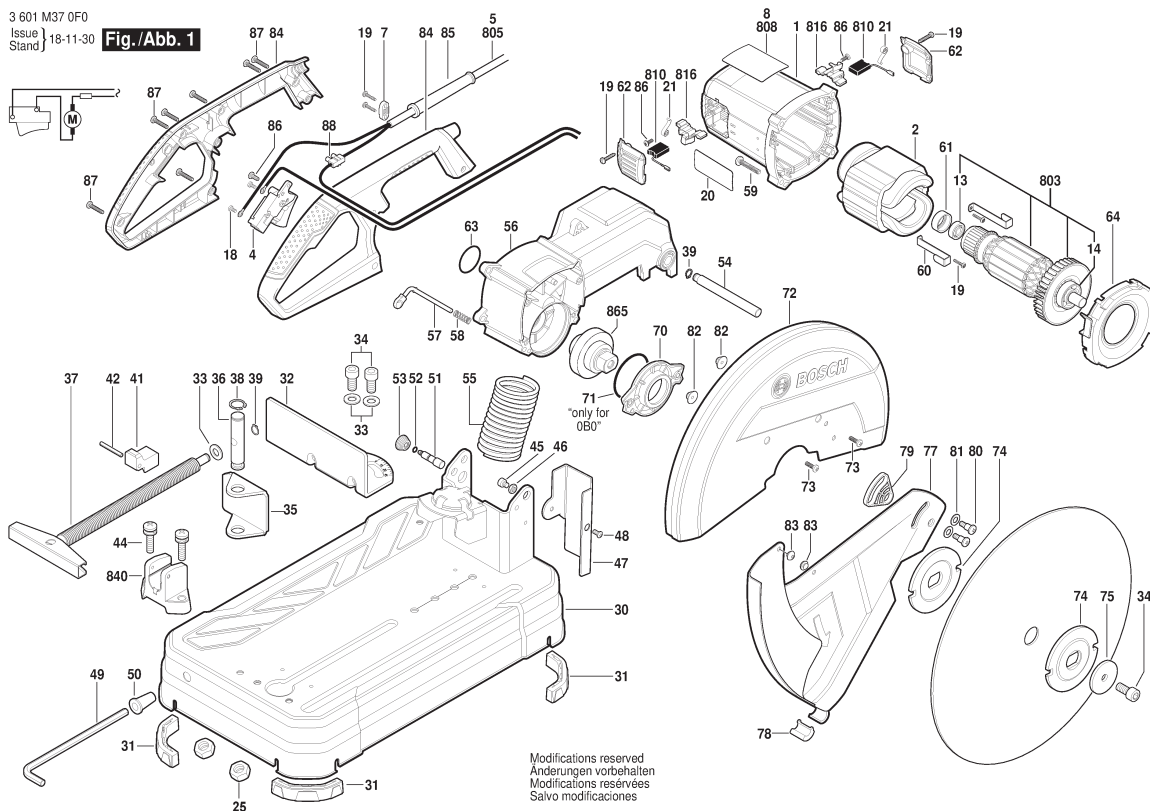
1 / 2

Model: 3 601 M37 3F0 = 230

Item	Pc	Order no.	Description	LP in INR	Item	Pc	Order no.	Description	LP in INR
1	1	1 609 B03 601	Motor Housing .	478,00	38	1	1 609 B03 616	Clip .	41,00
2	1	1 609 B00 135	Field 220-240V .	1.518,00	41	1	1 609 B03 576	Clamping Block .	355,00
4	1	1 609 B03 606	Switch .	418,00	42	1	1 619 P03 762	Spring Pin ISO 13337-4X35	31,00
5	1	1 609 B06 780	Power supply cord .		44	2	1 609 B03 629	Screw and washer	45,00
7	1	1 609 B02 153	Cable Clip .	40,00	45	1	1 609 B03 686	Screw .	45,00
8	1	1 609 B00 248	Nameplate .		46	1	1 609 B01 654	Nut .	36,00
13	1	1 619 P03 850	Bearing 608-2RS .	97,00	47	1	1 609 B01 884	Protective Guard .	76,00
14	1	1 609 B00 057	Bearing .	296,00	48	1	1 609 B06 426	Thread-Forming Screw .	40,00
18	2	1 609 B03 644	Screw .	45,00	49	1	1 609 B03 622	Hexagon Socket Wrench .	116,00
19	6	1 609 B02 357	Screw ECO-SYN ST	40,00	50	1	1 609 B03 617	Key Holder .	45,00
20	1	1 609 B03 645	Warning Label .		51	1	1 609 B03 623	Shaft .	53,00
21	2	1 604 652 019	Spiral Spring .	55,00	52	1	1 619 P03 810	O-Ring 4,5X1,8 .	31,00
25	2	1 619 P03 831	Hex Nut DIN 934-M8-8 .	30,00	53	1	1 609 B03 624	Cap .	45,00
30	1	1 609 B01 890	Base .	1.870,00	54	1	1 609 B03 618	Pivot Shaft .	92,00
31	4	1 609 B03 594	Supporting foot .	44,00	55	1	1 609 B03 619	Contact strap .	395,00
32	1	1 609 B02 474	Stop Bracket .	402,00	56	1	1 609 B03 591	Arm .	2.203,00
33	4	1 609 BP7 045	Plain Washer .	31,00	57	1	1 609 B03 610	Locking Pin .	86,00
34	3	1 609 B03 630	Screw .	45,00	58	1	1 619 P03 864	Compression Spring .	39,00
35	1	1 609 B03 609	Clamp Bracket .	168,00	59	4	1 619 P03 835	Thread-forming tap. Screw	31,00
36	1	1 609 B03 597	Connecting Rod .	148,00	60	2	1 619 P03 823	Pickup Clip .	64,00
37	1	1 609 B03 598	Clamp Screw .	433,00	61	1	1 600 206 030	Rubber Ring .	48,00
					62	2	1 609 B03 627	Brush-Cover .	45,00

Please observe: Repairing, modifying and testing of electro-tools are to be performed professionally. The safety regulations according to IEC, EN, VDE, AFNOR and other regulations of the individual countries are to be observed. Subject to change.

This price list supersedes all previous edition. Prices are subjected to change without any prior notice.

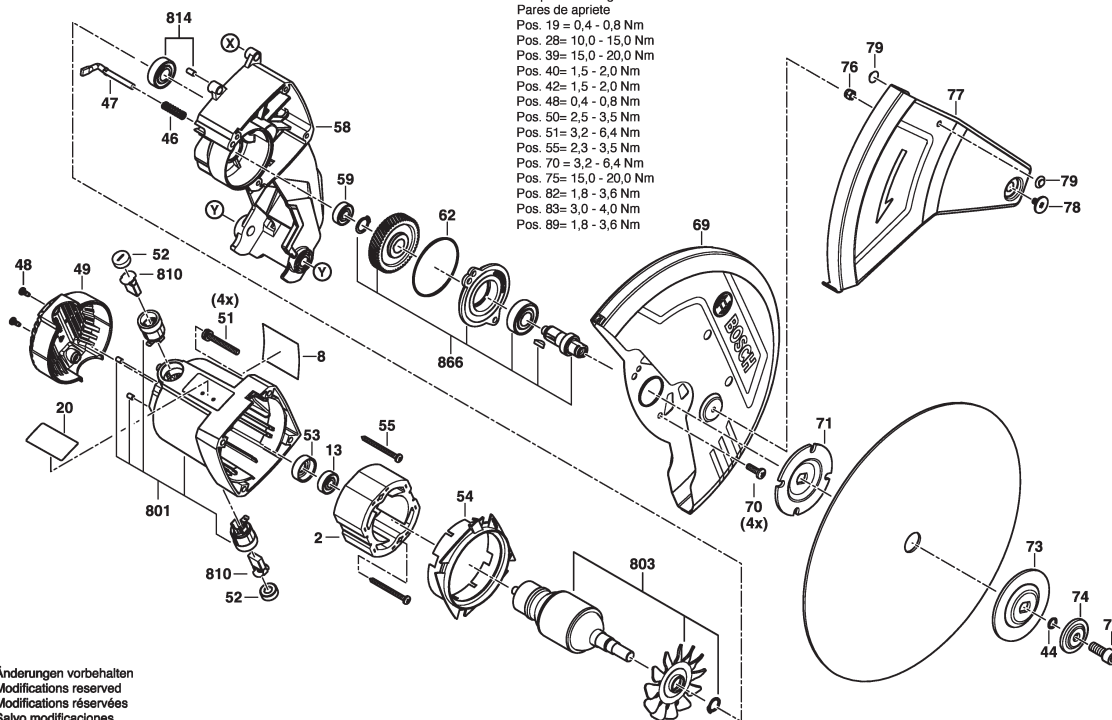


Model: 3 601 M37 3F0 = 230						
Item	Pc	Order no.	Description	LP in INR		
63	1	1 609 B00 068	O-Ring .	39,00	803	1 1 609 B03 639 Armature assembly 2.488,00
64	1	1 609 B03 604	Air-Deflector Ring .	100,00	805	1 1 609 B06 544 Power supply cord .
70	1	1 609 B03 612	Gear Cover .	204,00	810	1 1 607 014 171 Carbon-Brush Set .
					816	2 1 604 336 053 Brush Holder .
72	1	1 609 B06 429	Safety Guard .	1.270,00	840	1 1 609 B03 626 Clamping Holder .
73	4	1 609 B01 483	Screw .	41,00	865	1 1 609 B03 640 Set Of Gears .
74	2	1 609 B03 592	Flange .	254,00		
75	1	1 609 B03 625	Plain Washer .	64,00		
77	1	1 609 B02 497	Flap Guard .	572,00		
78	1	1 609 B03 631	Cover .	45,00		
79	1	1 609 B02 395	Supporting Plate .	40,00		
80	2	1 609 B03 641	Shoulder Screw .	45,00		
81	2	1 609 B03 513	Washer .	37,00		
82	2	1 609 B06 545	Nut .	30,00		
83	2	1 619 P03 871	Rubber Gasket .	31,00		
84	1	1 609 B01 785	Handle .	605,00		
85	1	1 609 B03 615	Grommet .	44,00		
86	5	1 609 B02 356	Screw .	40,00		
87	7	1 609 B02 355	Screw .	40,00		
88	1	1 609 B06 427	Connection Block .	31,00		
88	1	1 609 B01 535	Terminal Block .	412,00		

3 601 M56 0F0
Stand 22-06-19
Issue 24-05-17

Fig./Abb. 1

Anzugsmomente
Torque values
Couple de serrage
Pares de apriete
Pos. 19 = 0,4 - 0,8 Nm
Pos. 28 = 10,0 - 15,0 Nm
Pos. 39 = 15,0 - 20,0 Nm
Pos. 40 = 1,5 - 2,0 Nm
Pos. 42 = 1,5 - 2,0 Nm
Pos. 48 = 0,4 - 0,8 Nm
Pos. 50 = 2,5 - 3,5 Nm
Pos. 51 = 3,2 - 6,4 Nm
Pos. 55 = 2,3 - 3,5 Nm
Pos. 70 = 3,2 - 6,4 Nm
Pos. 75 = 15,0 - 20,0 Nm
Pos. 82 = 1,8 - 3,6 Nm
Pos. 83 = 3,0 - 4,0 Nm
Pos. 89 = 1,8 - 3,6 Nm



Änderungen vorbehalten
Modifications reserved
Modifications réservées
Salvo modificaciones

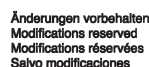
1 / 2

Model: 3 601 M56 0F0 = 230

Item	Pc	Order no.	Description	LP in INR	Item	Pc	Order no.	Description	LP in INR
2	1	1 619 PC1 802	Field .	1.479,00	39	2	1 619 PC1 861	Screw .	26,00
4	1	1 619 PC1 806	Switch .	267,00	40	1	1 619 PC1 862	Screw .	26,00
5	1	1 619 PC1 812	Power supply cord .		41	1	1 619 PC1 863	Sheet Metal Guard .	65,00
5	1	1 619 PC1 813	Power supply cord .		42	1	1 619 PC1 864	Nut .	26,00
6	1	1 619 PC1 817	Grommet .	26,00	43	1	1 619 PC1 865	Shaft .	42,00
7	1	1 619 PB9 038	Cable Clip .	27,00	44	2	1 619 PC1 866	O-Ring .	26,00
8	1	1 619 PC1 821	Nameplate .		45	1	1 619 PC1 867	Retaining ring .	26,00
8	1	1 619 PC1 823	Nameplate .		46	1	1 619 PC1 868	Spring .	26,00
8	1	1 619 PC1 825	Nameplate .		47	1	1 619 PC1 869	Shaft .	42,00
12	1	1 619 PB9 041	Capacitor .	38,00	48	2	1 619 PC1 870	Screw .	26,00
13	1	1 619 PC1 834	Ball Bearing .	73,00	49	1	1 619 PC1 871	Housing Cover .	43,00
19	2	1 619 PC1 840	Screw .	26,00	51	4	1 619 PC1 873	Screw .	42,00
20	1	1 619 PC1 841	Warning Label .		52	2	1 619 PC1 874	Cap .	43,00
22	2	1 619 PC1 844	Bushing .	26,00	53	1	1 619 PC1 875	Rubber Bushing .	42,00
23	1	1 619 PC1 845	Spring .	126,00	54	1	1 619 PC1 876	Air Distributor .	66,00
24	1	1 619 PC1 846	Connection Pin .	109,00	55	2	1 619 PC1 877	Screw .	26,00
25	1	1 619 PC1 847	Retaining ring .	26,00	58	1	1 619 PC1 880	Arm .	1.626,00
26	1	1 619 PC1 848	Base .	1.573,00	59	1	1 619 PC1 881	Ball Bearing .	60,00
27	3	1 619 PC1 849	Rubber Cap .	26,00	62	1	1 619 PC1 884	O-Ring .	26,00
28	2	1 619 PC1 850	Screw .	26,00	69	1	1 619 PC1 891	Upper guard .	749,00
29	1	1 619 PC1 851	Clamp Screw .	232,00	70	4	1 619 PC1 892	Screw .	26,00
36	2	1 619 PC1 858	Washer .	26,00	71	1	1 619 PC1 893	Clamping Flange .	141,00
37	2	1 619 PC1 859	Split Pin .	26,00	73	1	1 619 PC1 895	Clamping Flange .	105,00
38	1	1 619 PC1 860	Stop Bracket .	285,00	74	1	1 619 PC1 896	Washer .	26,00

Please observe: Repairing, modifying and testing of electro-tools are to be performed professionally. The safety regulations according to IEC, EN, VDE, AFNOR and other regulations of the individual countries are to be observed. Subject to change.

This price list supersedes all previous edition. Prices are subjected to change without any prior notice.

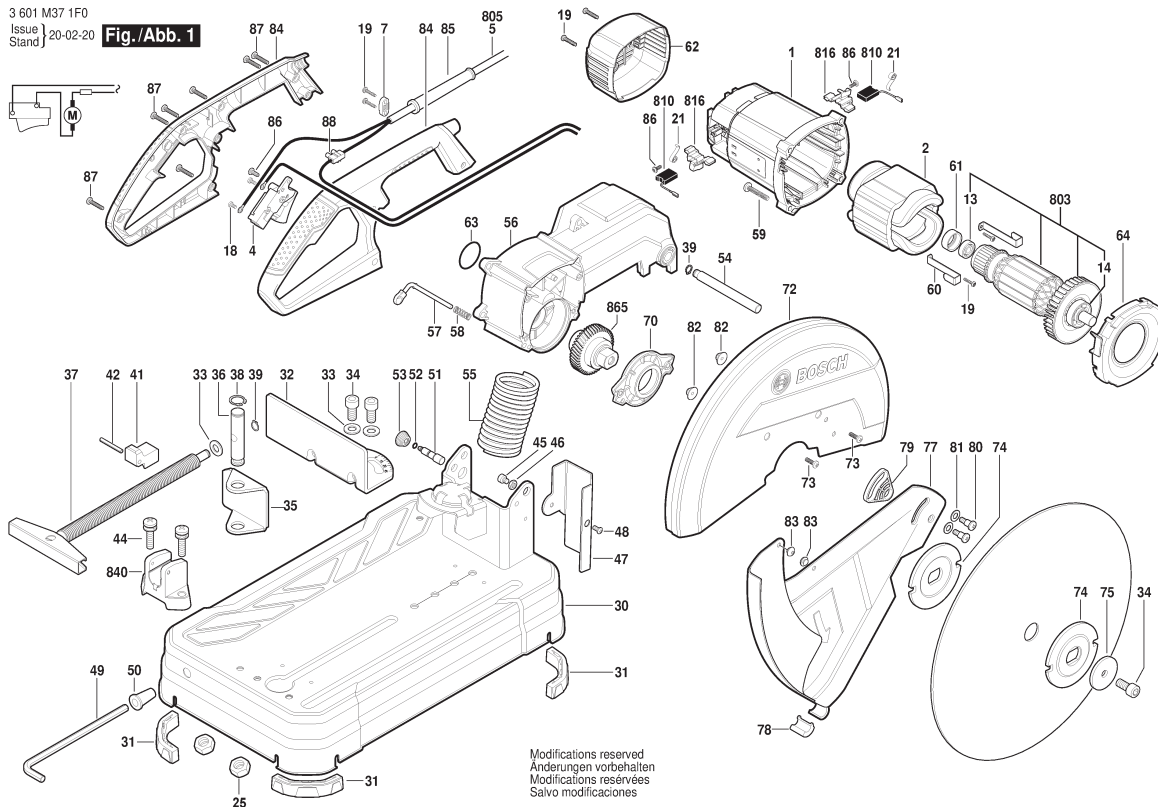


Please observe: Repairing, modifying and testing of electro-tools are to be performed professionally. The safety regulations according to IEC, EN, VDE, AFNOR and other regulations of the individual countries are to be observed. Subject to change.

 BOSCH Power Tools	Cutoff saw	Model GCO 14-24 3 601 M37 1F0 BO
---	-------------------	---

3 601 M37 1F0
Issue
Stand 20-02-20

Fig./Abb. 1



Modifications reserved
Änderungen vorbehalten
Modifications réservées
Salvo modificaciones


1 / 2

Model: 3 601 M37 1F0 = 230	
----------------------------	--

Item	Pc	Order no.	Description	LP in INR	Item	Pc	Order no.	Description	LP in INR
1	1	1 609 B03 600	Motor Housing .	656,00	45	1	1 609 B03 686	Screw .	45,00
2	1	1 609 B00 137	Field 230V .	2.083,00	46	1	1 609 B01 654	Nut .	36,00
4	1	1 609 B03 606	Switch .	418,00	47	1	1 609 B03 634	Protective Guard .	121,00
5	1	1 609 B03 599	Power supply cord .	682,00					
7	1	1 609 B02 153	Cable Clip .	40,00	48	1	1 609 B06 426	Thread-Forming Screw .	40,00
13	1	1 619 P03 850	Bearing 608-2RS .	97,00	49	1	1 609 B03 622	Hexagon Socket Wrench .	116,00
14	1	1 609 B00 057	Bearing .	296,00	50	1	1 609 B03 617	Key Holder .	45,00
18	2	1 609 B03 644	Screw .	45,00	51	1	1 609 B03 623	Shaft .	53,00
19	6	1 609 B02 357	Screw ECO-SYN ST	40,00	52	1	1 619 P03 810	O-Ring 4,5X1,8 .	31,00
21	2	1 604 652 019	Spiral Spring .	55,00	53	1	1 609 B03 624	Cap .	45,00
25	2	1 619 P03 831	Hex Nut DIN 934-M8-8 .	30,00	54	1	1 609 B03 618	Pivot Shaft .	92,00
30	1	1 609 B02 358	Base .	3.315,00	55	1	1 609 B03 619	Contact strap .	395,00
31	4	1 609 B03 594	Supporting foot .	44,00	56	1	1 609 B03 591	Arm .	2.203,00
32	1	1 609 B03 593	Stop Bracket .	583,00	57	1	1 609 B03 610	Locking Pin .	86,00
33	4	1 609 BP7 045	Plain Washer .	31,00	58	1	1 619 P03 864	Compression Spring .	39,00
34	3	1 609 B03 630	Screw .	45,00	59	4	1 619 P03 835	Thread-forming tap. Screw	31,00
35	1	1 609 B03 609	Clamp Bracket .	168,00	60	2	1 609 B00 055	Pickup Clip .	31,00
36	1	1 609 B03 597	Connecting Rod .	148,00	61	1	1 600 206 030	Rubber Ring .	48,00
37	1	1 609 B03 598	Clamp Screw .	433,00	62	1	1 609 B03 602	End cap .	163,00
38	1	1 609 B03 616	Clip .	41,00	63	1	1 609 B00 068	O-Ring .	39,00
39	2	1 609 B03 628	Clip .	41,00	64	1	1 609 B03 604	Air-Deflector Ring .	100,00
41	1	1 609 B03 576	Clamping Block .	355,00	70	1	1 609 B03 612	Gear Cover .	204,00
42	1	1 619 P03 762	Spring Pin ISO 13337-4X35	31,00	72	1	1 609 B06 429	Safety Guard .	1.270,00
44	2	1 609 B03 629	Screw and washer	45,00	73	4	1 609 B01 483	Screw .	41,00

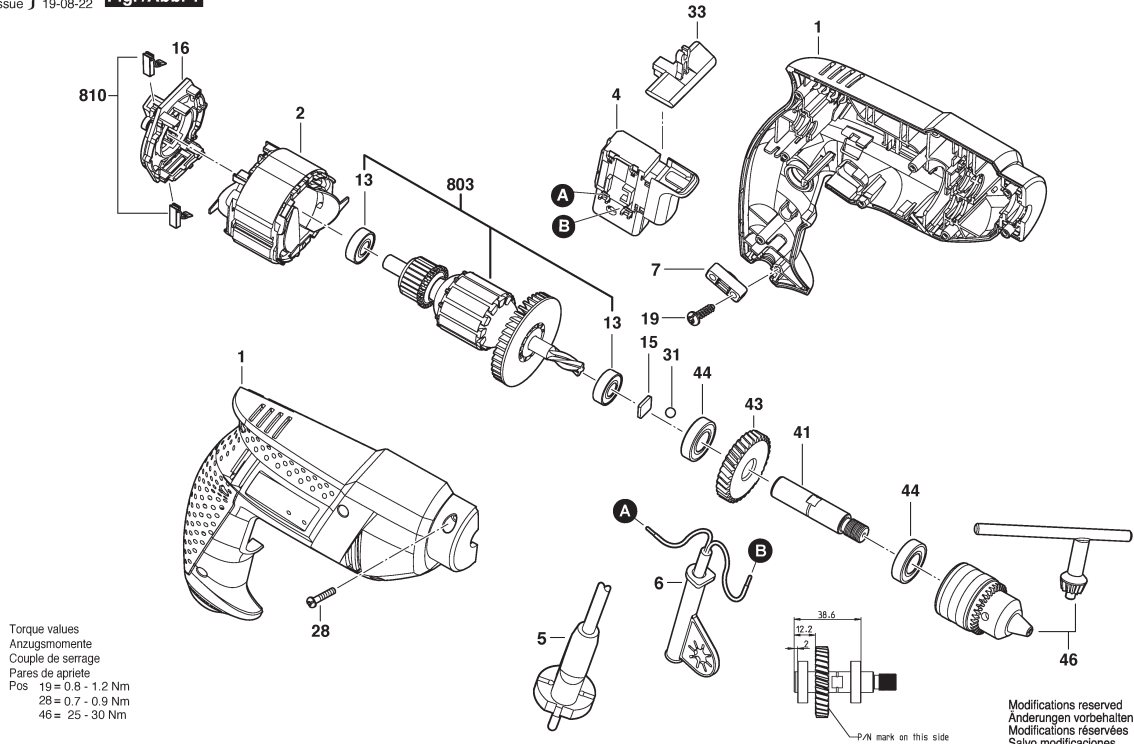
Please observe: Repairing, modifying and testing of electro-tools are to be performed professionally. The safety regulations according to IEC, EN, VDE, AFNOR and other regulations of the individual countries are to be observed. Subject to change.

This price list supersedes all previous edition. Prices are subjected to change without any prior notice.

 BOSCH Power Tools	Rotary Drill	Model GBM 350 3 601 AA9 5F2 BO
---	---------------------	---

3 601 AA9 5K0
Stand 13-83
Issue 19-08-22

Fig. /Abb. 1



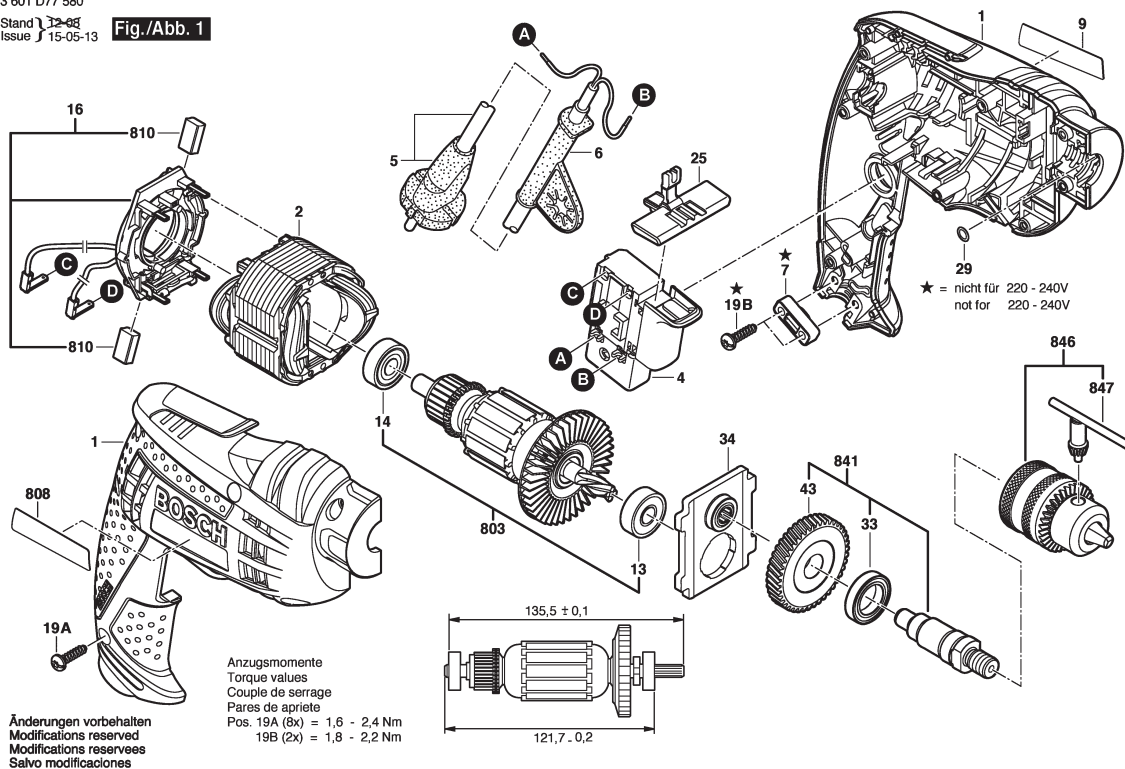
1 / 1

Model: 3 601 AA9 5F2 = 220									
Item	Pc	Order no.	Description	LP in INR	Item	Pc	Order no.	Description	LP in INR
1	1	1 619 P20 251	Housing Section .	429,00					
2	1	1 619 P20 885	Field .	1087,00					
4	1	2 607 200 623	Switch .	377,00					
5	1	1 604 460 72V	Power supply cord IND	116,00					
6	1	2 600 707 059	Grommet Ø6,9 MM .	70,00					
7	1	2 601 035 001	Cable Clip .	46,00					
13	2	1 619 P06 024	Ball Bearing .	41,00					
15	1	2 609 110 019	Pressure Plate .	45,00					
16	1	1 619 P20 167	Brush Holder .	153,00					
19	2	2 603 490 022	Screw 4X16 .	30,00					
28	8	1 619 P00 219	Tapping Screw .	47,00					
31	1	1 903 230 009	Ball DIN 5401-5 G28 .	66,00					
33	1	1 619 P20 250	Adjusting Slide .	31,00					
41	1	1 619 P10 887	Drilling Spindle .	205,00					
43	1	1 619 P10 888	Cylindrical Gear .	226,00					
44	2	1 619 X07 256	Ball Bearing .	51,00					
46	1	1 608 571 079	Chuck Ø1,0-10 MM, 3/8" .	224,00					
803	1	1 619 P20 267	Armature set .	661,00					
810	1	1 619 P20 086	Carbon-Brush Set .	55,00					

Please observe: Repairing, modifying and testing of electro-tools are to be performed professionally. The safety regulations according to IEC, EN, VDE, AFNOR and other regulations of the individual countries are to be observed. Subject to change.

This price list supersedes all previous edition. Prices are subjected to change without any prior notice.

3 601 D77 580
Stand } ~~12-08~~
Issue } 15-05-13

Fig./Abb. 1

1 / 1

Model: 3 601 D77 5F1 = 230					
Item	Pc	Order no.	Description	LP in INR	
1	1	2 609 100 574	Motor Housing BLUE	651,00	
2	1	2 604 220 718	Field 230V .	393,00	
4	1	2 607 200 623	Switch .	377,00	
5	1	1 604 460 72V	Power supply cord IND	116,00	
6	1	2 600 707 059	Grommet Ø6,9 MM .	70,00	
7	1	2 601 035 001	Cable Clip .	46,00	
13	1	2 609 110 153	Ball Bearing 8X22X7 .	45,00	
14	1	2 609 110 491	Ball Bearing .	41,00	
16	1	2 609 120 356	Brush Plate .	328,00	
19	10	2 603 490 022	Screw 4X16 .	30,00	
25	1	2 609 100 618	Reversing Switch .	139,00	
33	1	2 609 110 719	Ball Bearing .	258,00	
34	1	2 609 199 158	Bearing Bracket .	220,00	
43	1	2 609 110 709	Cylindrical Gear .	259,00	
803	1	1 619 PS1 135	Armature set .	1.236,00	
810	1	2 610 391 290	Carbon-Brush Set .	45,00	
841	1	2 609 120 407	Spindle Assembly .	609,00	
846	1	2 608 571 076	Chuck .	247,00	
847	1	2 607 950 007	Chuck Wrench SG2 .	84,00	

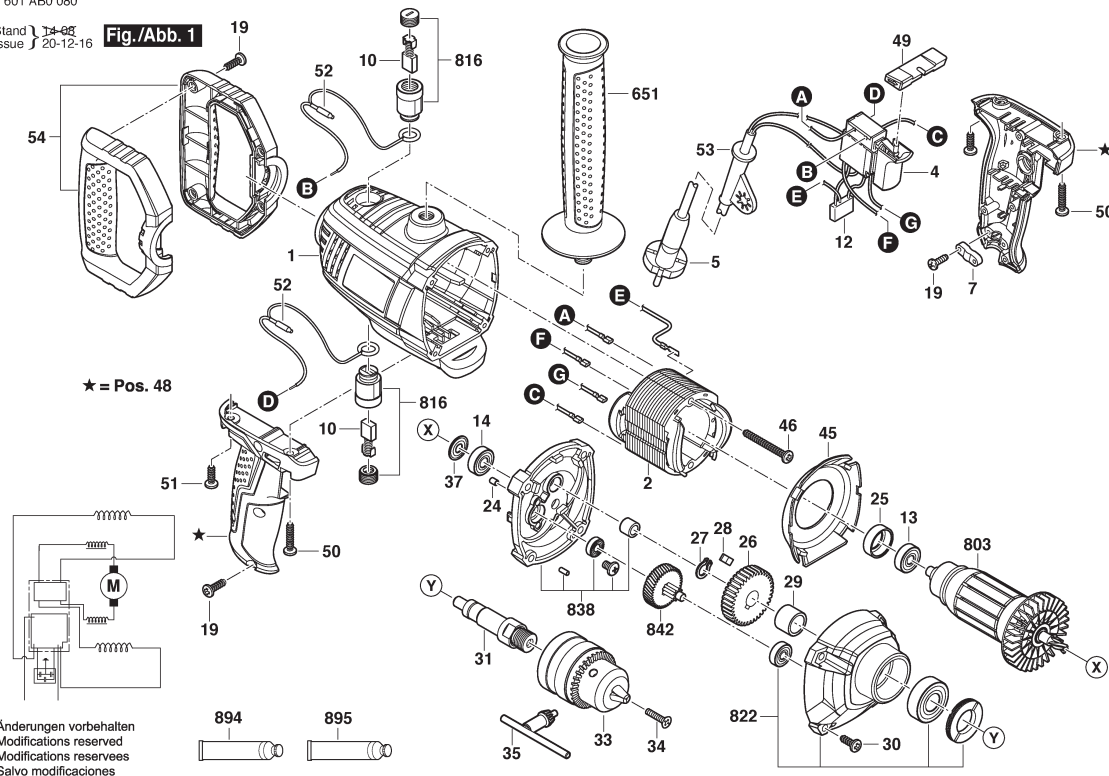
Please observe: Repairing, modifying and testing of electro-tools are to be performed professionally. The safety regulations according to IEC, EN, VDE, AFNOR and other regulations of the individual countries are to be observed. Subject to change.

This price list supersedes all previous edition. Prices are subjected to change without any prior notice.

3 601 AB0 080

Stand 14-05
Issue 20-12-16

Fig./Abb. 1



1 / 1

Model: 3 601 AB0 0F1 = 220

Item	Pc	Order no.	Description	LP in INR	Item	Pc	Order no.	Description	LP in INR
1	1	1 619 PA7 814	Motor Housing .	912,00	48	1	1 619 PA7 843	Handle .	953,00
2	1	1 619 PA7 815	Field 220-240V .	1.697,00	49	1	1 619 PA7 844	Lever .	83,00
4	1	1 619 PA7 816	On-Off Switch .	686,00	50	2	1 619 PA7 845	Tapping Screw .	43,00
5	1	1 619 PB5 639	Power supply cord .		51	2	1 619 PA7 846	Tapping Screw .	43,00
7	1	1 619 PA7 821	Fastening Clamp .	43,00	52	1	1 619 PA7 847	Suppressor Box .	127,00
10	1	1 619 PA7 827	Carbon-Brush Set .	196,00	53	1	1 619 PA7 848	Grommet .	142,00
12	1	1 619 PA7 828	Suppression Capacitor .	192,00	54	1	1 619 PA7 849	Rotary Handle .	806,00
13	1	1 619 PA7 829	Ball Bearing 627ZZ .	253,00	651	1	1 619 PA7 850	Auxiliary Handle .	192,00
14	1	1 619 PA7 830	Ball Bearing 608RS .	265,00	803	1	1 619 PA7 851	Armature 220-240V .	2.334,00
19	10	1 619 PA7 831	Tapping Screw .	55,00	816	1	1 619 PA7 852	Brush Holder .	278,00
24	1	1 619 PA7 832	Rubber Strip .	83,00	822	1	1 619 PA7 853	Gear Housing .	1.187,00
25	1	1 619 PA7 833	Bearing Sleeve .	85,00	838	1	1 619 PA7 855	Bearing Flange .	646,00
26	1	1 619 PA7 834	Cylindrical Gear .	442,00	842	1	1 619 PA7 856	Pinion Shaft .	588,00
27	1	1 619 PA7 835	Retaining ring .	31,00	894	1	1 615 430 020	Grease Tube 225 ML .	1.512,00
28	1	1 619 PA7 836	Flat Key .	31,00	895	1	1 605 430 003	Grease Tube 225 ML .	1.633,00
29	1	1 619 PA7 837	Spacer bushing .	253,00					
30	4	1 619 PA7 838	Screw .	117,00					
31	1	1 619 PA7 839	Drilling Spindle .	484,00					
33	1	1 619 PA3 304	Chuck .	1.231,00					
34	1	1 619 PA3 305	Countersunk-Head Screw .	43,00					
35	1	1 619 PA8 054	Chuck Wrench .	90,00					
37	1	1 619 PA7 840	Seal Ring .	83,00					
45	1	1 619 PA7 841	Air-Deflector Ring .	161,00					
46	2	1 619 PA7 842	Screw .	83,00					

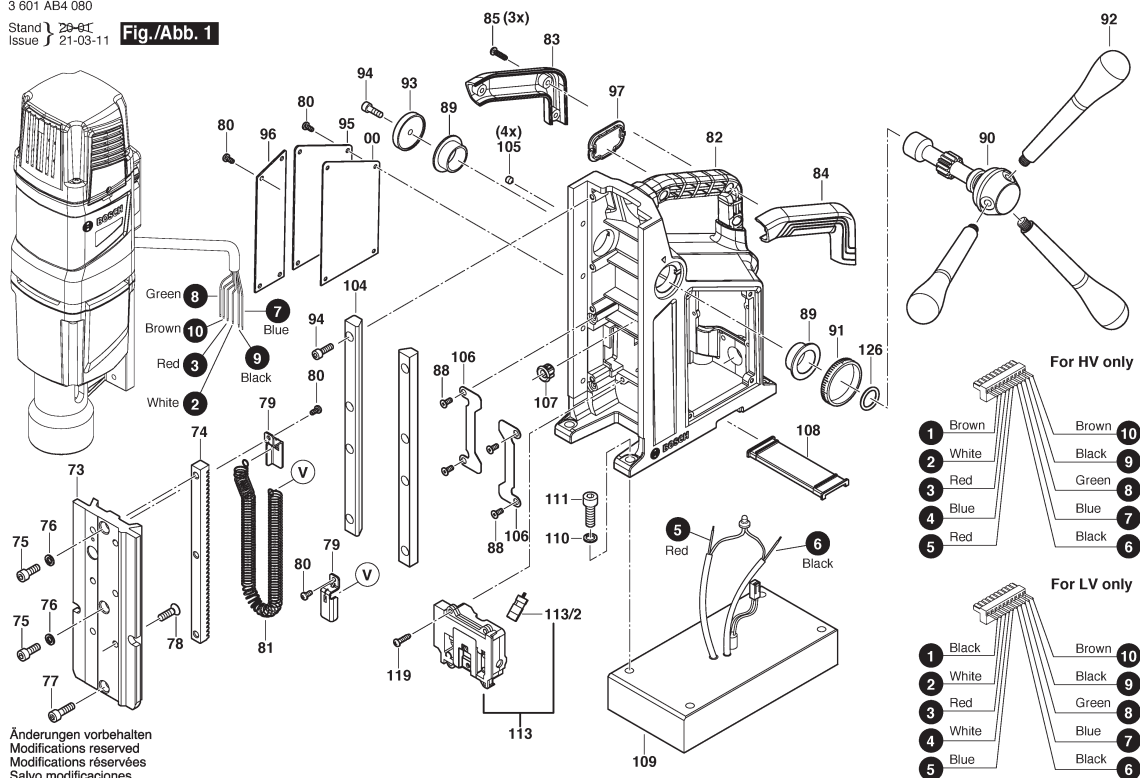
Please observe: Repairing, modifying and testing of electro-tools are to be performed professionally. The safety regulations according to IEC, EN, VDE, AFNOR and other regulations of the individual countries are to be observed. Subject to change.

This price list supersedes all previous edition. Prices are subjected to change without any prior notice.

3 601 AB4 080

Stand 20-61
Issue 21-03-11

Fig./Abb. 1



1 / 3

Model: 3 601 AB4 0F0 = 230

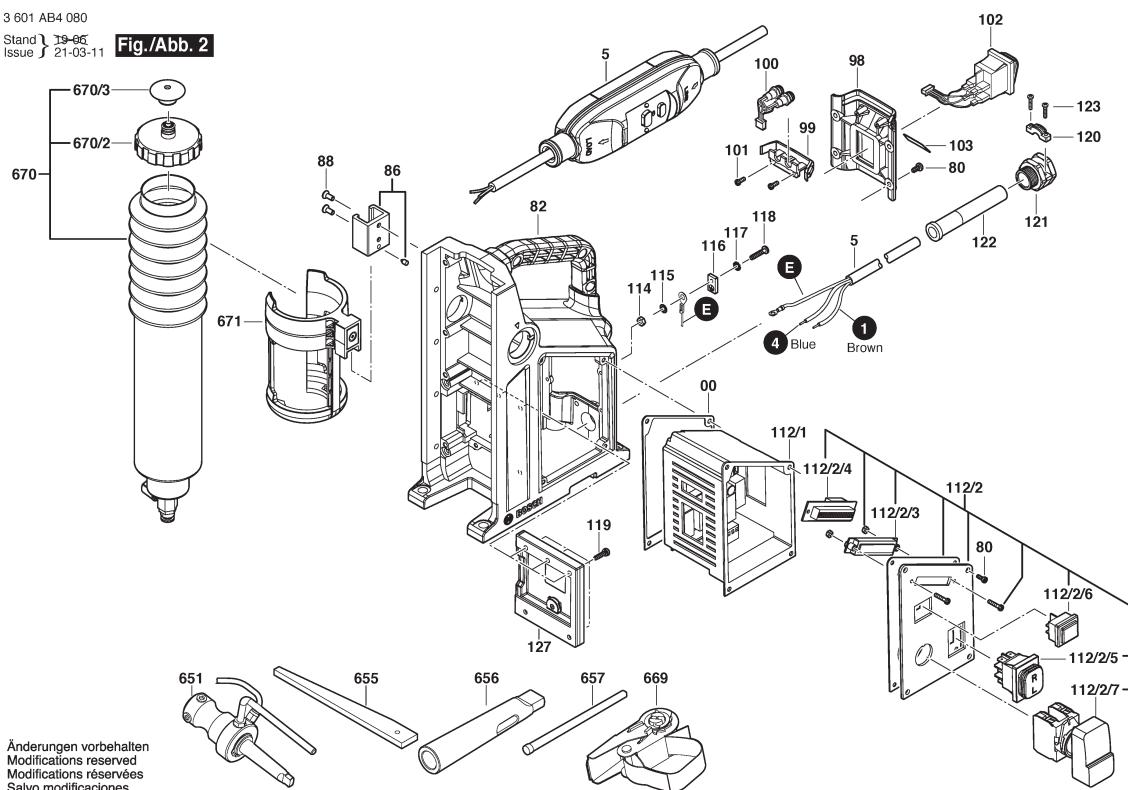
Item	Pc	Order no.	Description	LP in INR	Item	Pc	Order no.	Description	LP in INR
1	1	1 619 PB3 681	Motor Housing .	2.142,00	40	1	1 619 PB4 148	Connector Cable .	73,00
2	1	1 619 PB4 201	Field assembly 220V .	3.501,00	41	1	1 619 PB3 667	Rubber Ring .	72,00
3	1	1 619 PB3 666	Armature assembly 220V .	4.753,00	42	1	1 619 PB3 671	Air-Deflector Ring .	55,00
5	1	1 619 PB4 767	Power supply cord IN .	5.711,00	43	2	1 619 PB3 672	Tapping Screw .	72,00
8	1	1 619 PB4 141	Nameplate .		46	1	1 619 PB4 076	Flat Seal Ring .	84,00
9	1	1 619 PB4 081	Manufacturer's nameplate		47	1	1 619 PB3 662	Oil Separator .	116,00
16	2	1 619 PB3 680	Brush Holder .	354,00	48	1	1 619 PB3 658	Straight Pin .	72,00
22	1	1 619 PB3 702	Housing Cover .	714,00	50	4	1 619 PB3 642	Tapping Screw .	72,00
23	1	1 619 PB3 703	Protective Cover .	80,00	52	1	1 619 PB3 653	Retaining ring .	72,00
24	1	1 619 PB3 701	Cap .	76,00	53	1	1 619 PB3 652	Toothed Gear .	1.428,00
25	1	1 619 PB3 704	Cap .	73,00	54	1	1 619 PB3 651	Toothed Gear .	1.428,00
27	4	1 619 PB3 705	Tapping Screw .	38,00	55	1	1 619 PB3 650	Toothed rack .	1.001,00
28	1	1 619 PB4 074	Printed Circuit Board .	3.023,00	56	1	1 619 PB3 649	Parallel Key .	72,00
29	1	1 619 PB4 083	Fastening Clamp .	55,00	60	1	1 619 PB3 654	Retaining ring .	72,00
30	1	1 619 PB3 700	Indicator Light .	73,00	61	1	1 619 PB3 655	Toothed Gear .	1.428,00
31	2	1 619 PB3 699	Tapping Screw .	38,00	65	1	1 619 PB3 640	Parallel Key .	95,00
32	1	1 619 PB3 682	Stop Block .	73,00	66	1	1 619 PB3 639	Drilling Spindle .	1.714,00
33	1	1 619 PB3 684	Shaped Spring .	55,00	69	1	1 619 PB3 643	O-Ring .	73,00
34	1	1 619 PB3 686	Potentiometer .	176,00	70	1	1 619 PB3 644	Shift-Lever Knob .	298,00
35	1	1 619 PB3 687	Clamping bracket .	36,00	71	1	1 619 PB3 645	Spring .	72,00
36	1	1 619 PB3 688	Handwheel .	304,00	72	1	1 619 PB3 646	Block .	73,00
37	1	1 619 PB3 689	Connector .	231,00	73	1	1 619 PB3 709	Guide Block .	3.867,00
38	1	1 619 PB3 691	Rear Plate .	224,00	74	1	1 619 PB3 711	Toothed rack .	1.143,00
39	13	1 619 PB3 678	Tapping Screw .	72,00	75	2	1 619 PB3 706	Screw .	72,00

Please observe: Repairing, modifying and testing of electro-tools are to be performed professionally. The safety regulations according to IEC, EN, VDE, AFNOR and other regulations of the individual countries are to be observed. Subject to change.

This price list supersedes all previous edition. Prices are subjected to change without any prior notice.

3 601 AB4 080
Stand 19-05
Issue 21-03-11

Fig./Abb. 2



2 / 3

Model: 3 601 AB4 0F0 = 230

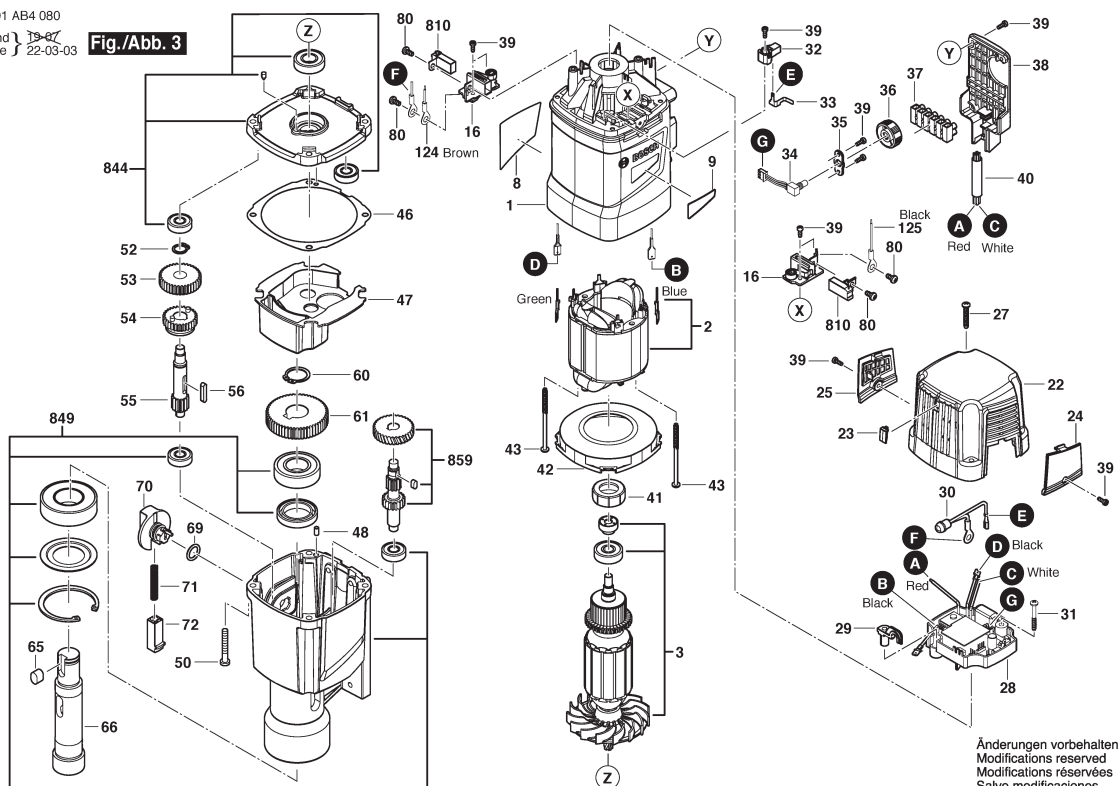
Item	Pc	Order no.	Description	LP in INR	Item	Pc	Order no.	Description	LP in INR
76	2	1 619 PB3 707	Washer .	72,00	101	2	1 619 PB3 759	Screw .	72,00
77	1	1 619 PB3 708	Screw .	72,00	102	1	1 619 PB3 755	On-Off Switch .	714,00
78	6	1 619 PB3 710	Countersunk-Head Screw .	72,00	103	1	1 619 PB4 104	Warning Label .	
79	2	1 619 PB3 712	Holding Plate .	144,00	104	2	1 619 PB3 715	Guide Bar .	929,00
80	22	1 619 PB3 713	Screw .	72,00	105	4	1 619 PB3 720	Headless Screw .	72,00
81	1	1 619 PB3 714	Spring Sleeve .	72,00	106	2	1 619 PB3 725	Stop Plate .	55,00
82	1	1 619 PB3 745	Frame .	7.138,00	107	1	1 619 PB3 724	Protection Sleeve .	72,00
83	1	1 619 PB3 718	Carrying Handle .	152,00	108	1	1 619 PB4 087	Protection Sleeve .	55,00
84	1	1 619 PB3 719	Carrying Handle .	149,00	109	1	1 619 PB3 738	Magnetic Base .	12.112,00
85	8	1 619 PB3 717	Tapping Screw .	72,00	110	4	1 619 PB3 739	Spring Washer .	72,00
86	1	1 619 PB3 761	Lifting Bracket .	114,00	111	4	1 619 PB3 740	Screw .	72,00
88	6	1 619 PB3 726	Countersunk-Head Screw .	72,00	112/1	1	1 619 PB4 118	Control Unit .	12.775,00
89	2	1 619 PB3 721	Flange Bushing .	55,00	112/2	1	1 619 PB4 119	Switch Unit .	9.348,00
90	1	1 619 PB3 746	Shaft Coupling .	2.142,00	112/2/3	1	1 619 PB4 116	Cover .	73,00
91	1	1 619 PB4 088	Scale Ring .	73,00	112/2/4	1	1 619 PB4 117	Indicator Lamp .	2.276,00
92	3	1 619 PB3 747	Handle .	573,00	112/2/5	1	1 619 PB3 823	Reversing Switch .	714,00
93	1	1 619 PB3 722	Cover Disc .	55,00	112/2/6	1	1 619 PB3 824	On-Off Switch .	714,00
94	9	1 619 PB3 716	Screw .	72,00	112/2/7	1	1 619 PB3 825	Motor Protection Switch .	1.143,00
95	1	1 619 PB7 206	Cover Plate .	273,00	113	1	1 619 PB4 086	Laser unit .	1.714,00
96	1	1 619 PB3 723	Cover Plate .	147,00	113/2	1	1 619 PB3 729	Laser .	1.386,00
97	1	1 619 PB4 334	Cover Plate .	55,00	114	1	1 619 PB4 102	Hex Nut .	72,00
98	1	1 619 PB3 756	Rear Panel .	267,00	115	1	1 619 PB4 103	Washer .	72,00
99	1	1 619 PB3 757	Protective Cover .	144,00	116	1	1 619 PB3 749	Tag .	72,00
100	1	1 619 PB3 758	Light Unit .	73,00	117	1	1 619 PB3 750	Toothed lock washer .	72,00

Please observe: Repairing, modifying and testing of electro-tools are to be performed professionally. The safety regulations according to IEC, EN, VDE, AFNOR and other regulations of the individual countries are to be observed. Subject to change.

This price list supersedes all previous edition. Prices are subjected to change without any prior notice.

3 601 AB4 080
Stand 19-07
Issue 22-03-03

Fig./Abb. 3



3 / 3

Model: 3 601 AB4 0F0 = 230

Item	Pc	Order no.	Description	LP in INR	Item	Pc	Order no.	Description	LP in INR
118	1	1 619 PB3 751	Screw .	72,00					
119	9	1 619 PB3 734	Screw .	72,00					
120	1	1 619 PB4 099	Cable Clip .	72,00					
121	1	1 619 PB4 100	Cable Holder .	72,00					
122	1	1 619 PB4 101	Grommet .	72,00					
123	2	1 619 PB4 098	Tapping Screw .	69,00					
124	1	1 619 PB3 676	Round copper wire	72,00					
125	1	1 619 PB4 647	Round copper wire BLACK	55,00					
126	1	1 619 PB4 333	O-Ring .	144,00					
127	1	1 619 PB7 205	Cover Plate .	227,00					
651	1	1 619 PB3 771	Milling machine arbor .	6.955,00					
655	1	1 619 PB3 776	Drift .	347,00					
656	1	1 619 PB3 777	Reduction Sleeve .	642,00					
657	1	1 619 PB3 778	Positioning Pin .	256,00					
669	1	1 619 PB3 779	Safety rope .	892,00					
670	1	1 619 PB3 763	Coolant Tank .	1.796,00					
670/2	1	1 619 PB3 767	Tank Cover .	144,00					
670/3	1	1 619 PB3 768	End Plug .	73,00					
671	1	1 619 PB4 127	Mounting Bracket .	777,00					
810	1	1 619 PB4 295	Carbon-Brush Set .	467,00					
844	1	1 619 PB4 392	Intermediate Flange .	1.428,00					
849	1	1 619 PB4 393	Gear Housing .	5.630,00					
859	1	1 619 PB4 394	Toothed rack .	2.142,00					

Please observe: Repairing, modifying and testing of electro-tools are to be performed professionally. The safety regulations according to IEC, EN, VDE, AFNOR and other regulations of the individual countries are to be observed. Subject to change.

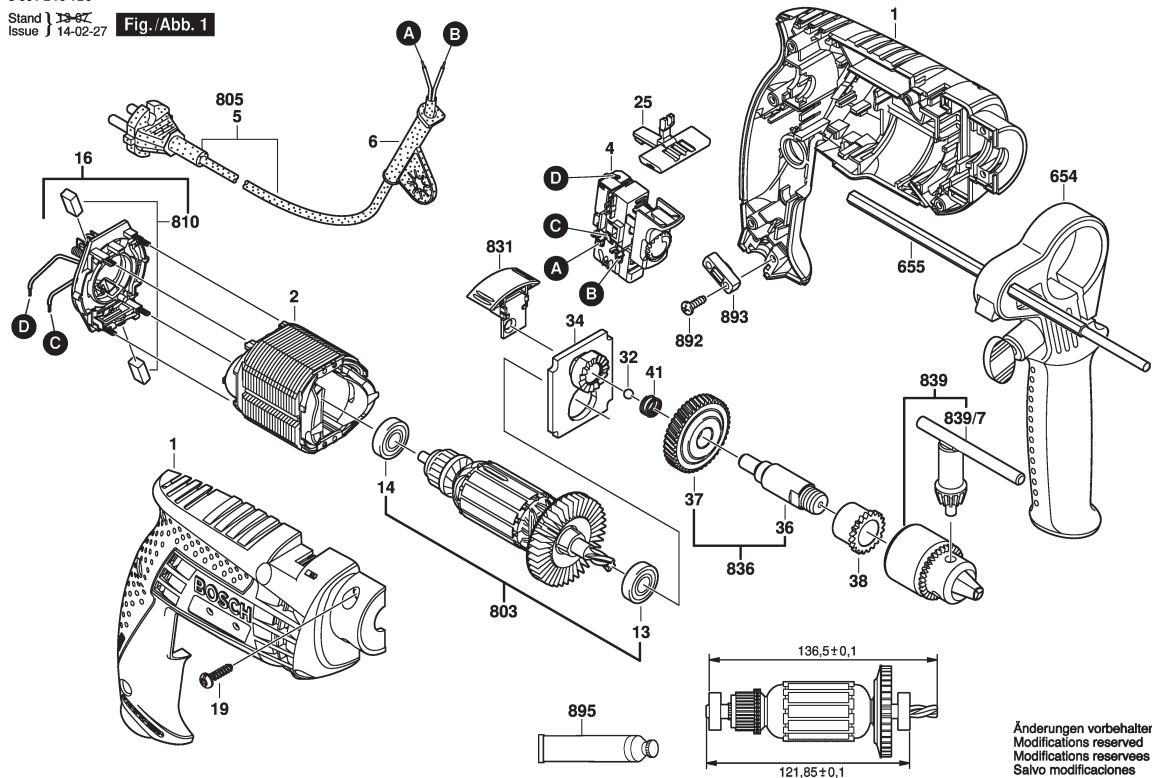
This price list supersedes all previous edition. Prices are subjected to change without any prior notice.

 BOSCH Power Tools	Impact Drill	Model GSB 450 3 601 B16 1FA BO
---	---------------------	---

3 601 B16 1B0

Stand } 13-07
Issue } 14-02-27

Fig./Abb. 1



1 / 1

Model: 3 601 B16 1FA = 230									
Item	Pc	Order no.	Description	LP in INR	Item	Pc	Order no.	Description	LP in INR
1	1	2 609 100 427	Motor Housing .	368,00	839	1	1 608 571 079	Chuck Ø1,0-10 MM, 3/8" .	224,00
2	1	2 604 220 718	Field 230V .	393,00	839/7	1	2 607 950 007	Chuck Wrench SG2 .	84,00
4	1	2 607 200 623	Switch .	377,00	892	2	2 603 490 022	Screw 4X16 .	30,00
5	1	1 604 460 72V	Power supply cord IND	116,00	893	1	2 601 035 001	Cable Clip .	46,00
6	1	2 600 707 059	Grommet Ø6,9 MM .	70,00	895	1	3 605 430 003	Grease Tube ALBIDA .	1.518,00
13	1	2 609 110 153	Ball Bearing 8X22X7 .	45,00					
14	1	2 609 110 491	Ball Bearing .	41,00					
16	1	2 609 120 375	Brush Plate .	251,00					
19	7	2 603 490 022	Screw 4X16 .	30,00					
25	1	2 609 100 580	Lever .	47,00					
32	1	1 903 230 010	Ball DIN 5401-5,5MM-III-ST	32,00					
34	1	2 609 199 073	Bearing Bracket .	107,00					
36	1	2 609 110 440	Spindle .	158,00					
37	1	2 606 320 092	Conversion Gear .	132,00					
38	1	2 609 110 442	Sintered-Metal Bushing .	47,00					
41	1	2 604 616 006	Compression Spring .	52,00					
654	1	2 602 025 094	Auxiliary Handle .	163,00					
655	1	2 603 001 009	Depth-Gauge .	222,00					
655	1	2 609 005 615	Depth-Gauge .	95,00					
803	1	2 609 120 232	Armature 220-240V .	589,00					
808	1	2 609 134 631	Label .						
810	1	2 610 391 290	Carbon-Brush Set .	45,00					
831	1	2 609 100 417	Change-Over Switch .						
836	1	2 609 160 122	Drilling Spindle .	300,00					

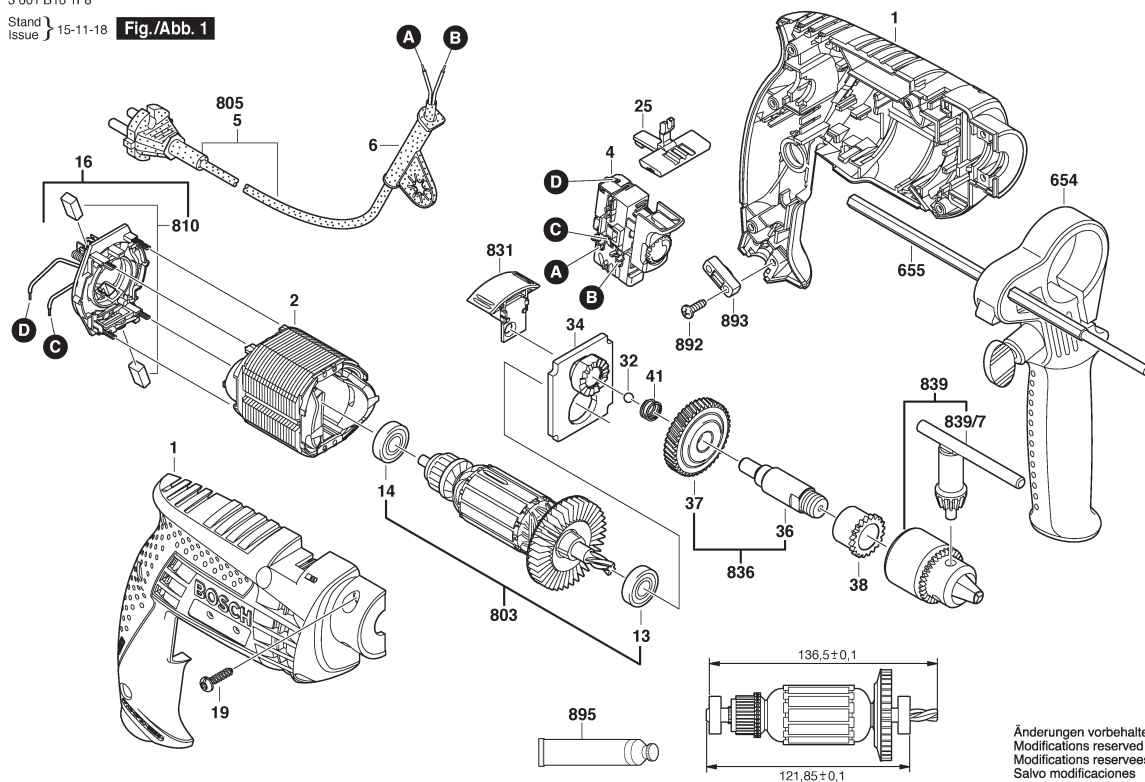
Please observe: Repairing, modifying and testing of electro-tools are to be performed professionally. The safety regulations according to IEC, EN, VDE, AFNOR and other regulations of the individual countries are to be observed. Subject to change.

This price list supersedes all previous edition. Prices are subjected to change without any prior notice.

3 601 B16 1F8

Stand
Issue } 15-11-18

Fig./Abb. 1



1 / 1

Model: 3 601 B16 1F8 = 230 / IN

Item	Pc	Order no.	Description	LP in INR	Item	Pc	Order no.	Description	LP in INR
1	1	2 609 100 427	Motor Housing .	368,00	892	2	2 603 490 022	Screw 4X16 .	30,00
2	1	2 604 220 718	Field 230V .	393,00	893	1	2 601 035 001	Cable Clip .	46,00
4	1	2 607 200 623	Switch .	377,00	895	1	3 605 430 003	Grease Tube ALBIDA .	1.518,00
5	1	1 604 460 72V	Power supply cord IND	116,00					
6	1	2 600 707 059	Grommet Ø6,9 MM .	70,00					
13	1	2 609 110 153	Ball Bearing 8X22X7 .	45,00					
14	1	2 609 110 491	Ball Bearing .	41,00					
16	1	2 609 120 317	Brush Plate .	232,00					
19	7	2 603 490 022	Screw 4X16 .	30,00					
25	1	2 609 100 580	Lever .	47,00					
32	1	1 903 230 010	Ball DIN 5401-5,5MM-III-ST	32,00					
34	1	2 609 110 445	Bearing Bracket .	111,00					
36	1	2 609 110 441	Drilling Spindle .	294,00					
37	1	2 606 320 092	Conversion Gear .	132,00					
38	1	2 609 110 442	Sintered-Metal Bushing .	47,00					
41	1	2 604 616 006	Compression Spring .	52,00					
654	1	2 602 025 094	Auxiliary Handle .	163,00					
655	1	2 609 005 615	Depth-Gauge .	95,00					
803	1	2 609 120 232	Armature 220-240V .	589,00					
810	1	2 610 391 290	Carbon-Brush Set .	45,00					
831	1	2 609 100 417	Indexing Disk .						
836	1	2 609 160 123	Drilling Spindle .	682,00					
839	1	2 608 571 076	Chuck .	247,00					
839/7	1	2 607 950 007	Chuck Wrench SG2 .	84,00					

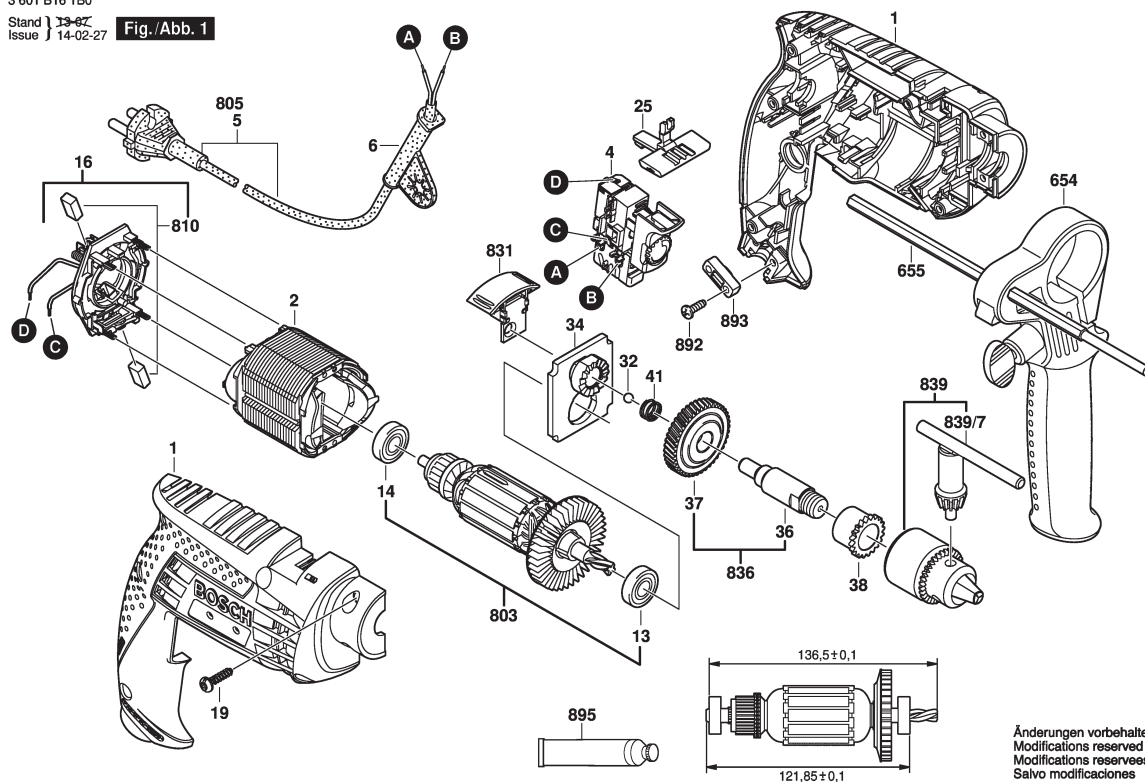
Please observe: Repairing, modifying and testing of electro-tools are to be performed professionally. The safety regulations according to IEC, EN, VDE, AFNOR and other regulations of the individual countries are to be observed. Subject to change.

This price list supersedes all previous edition. Prices are subjected to change without any prior notice.

3 601 B16 1B0

Stand } 13-07
Issue } 14-02-27

Fig./Abb. 1



1 / 1

Model: 3 601 B16 1F4 = 230

Item	Pc	Order no.	Description	LP in INR	Item	Pc	Order no.	Description	LP in INR
1	1	2 609 100 427	Motor Housing .	368,00	893	1	2 601 035 001	Cable Clip .	46,00
2	1	2 604 220 718	Field 230V .	393,00	895	1	3 605 430 003	Grease Tube ALBIDA .	1.518,00
4	1	2 607 200 623	Switch .	377,00					
5	1	1 604 460 72V	Power supply cord IND	116,00					
6	1	2 600 707 059	Grommet Ø6,9 MM .	70,00					
13	1	2 609 110 153	Ball Bearing 8X22X7 .	45,00					
14	1	2 609 110 491	Ball Bearing .	41,00					
16	1	2 609 120 317	Brush Plate .	232,00					
19	7	2 603 490 022	Screw 4X16 .	30,00					
25	1	2 609 100 580	Lever .	47,00					
32	1	1 903 230 010	Ball DIN 5401-5,5MM-III-ST	32,00					
34	1	2 609 199 073	Bearing Bracket .	107,00					
36	1	2 609 110 440	Spindle .	158,00					
37	1	2 606 320 092	Conversion Gear .	132,00					
38	1	2 609 110 442	Sintered-Metal Bushing .	47,00					
41	1	2 604 616 006	Compression Spring .	52,00					
655	1	2 603 001 009	Depth-Gauge .	222,00					
803	1	2 609 120 232	Armature 220-240V .	589,00					
810	1	2 610 391 290	Carbon-Brush Set .	45,00					
831	1	2 609 100 417	Change-Over Switch .						
836	1	2 609 160 122	Drilling Spindle .	300,00					
839	1	1 608 571 079	Chuck Ø1,0-10 MM, 3/8" .	224,00					
839/7	1	2 607 950 007	Chuck Wrench SG2 .	84,00					
892	2	2 603 490 022	Screw 4X16 .	30,00					

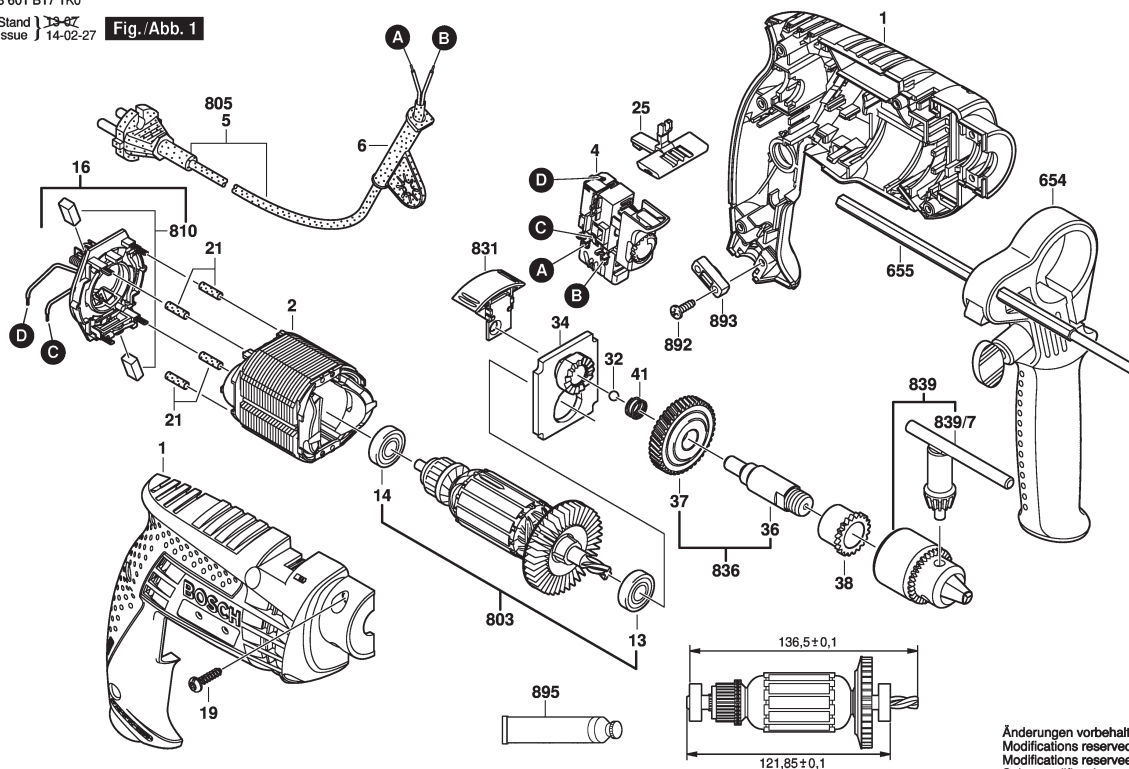
Please observe: Repairing, modifying and testing of electro-tools are to be performed professionally. The safety regulations according to IEC, EN, VDE, AFNOR and other regulations of the individual countries are to be observed. Subject to change.

This price list supersedes all previous edition. Prices are subjected to change without any prior notice.

3 601 B17 1K0

Stand } 13-07
Issue } 14-02-27

Fig./Abb. 1



1 / 1

Model: 3 601 B17 1F3 = 230

Item	Pc	Order no.	Description	LP in INR	Item	Pc	Order no.	Description	LP in INR
1	1	2 609 100 658	Housing Section .	577,00	839/7	1	2 607 950 007	Chuck Wrench SG2 .	84,00
2	1	2 604 220 718	Field 230V .	393,00	892	2	2 603 490 022	Screw 4X16 .	30,00
4	1	2 607 200 623	Switch .	377,00	893	1	2 601 035 001	Cable Clip .	46,00
5	1	1 604 460 72V	Power supply cord IND	116,00					
6	1	2 600 707 059	Grommet Ø6,9 MM .	70,00					
13	1	2 609 110 153	Ball Bearing 8X22X7 .	45,00					
14	1	2 609 110 491	Ball Bearing .	41,00					
16	1	2 609 120 317	Brush Plate .	232,00					
19	9	2 603 490 022	Screw 4X16 .	30,00					
21	4	2 600 409 021	Shrinkable Tube .	31,00					
25	1	2 609 100 580	Lever .	47,00					
32	1	1 903 230 010	Ball DIN 5401-5,5MM-III-ST	32,00					
34	1	2 609 199 073	Bearing Bracket .	107,00					
36	1	2 609 110 441	Drilling Spindle .	294,00					
37	1	2 606 320 092	Conversion Gear .	132,00					
38	1	2 609 110 442	Sintered-Metal Bushing .	47,00					
41	1	2 604 616 006	Compression Spring .	52,00					
654	1	2 602 025 094	Auxiliary Handle .	163,00					
655	1	2 603 001 009	Depth-Gauge .	222,00					
803	1	2 609 120 232	Armature 220-240V .	589,00					
810	1	2 610 391 290	Carbon-Brush Set .	45,00					
831	1	2 609 100 417	Change-Over Switch .						
836	1	2 609 160 123	Drilling Spindle .	682,00					
839	1	2 608 571 076	Chuck .	247,00					

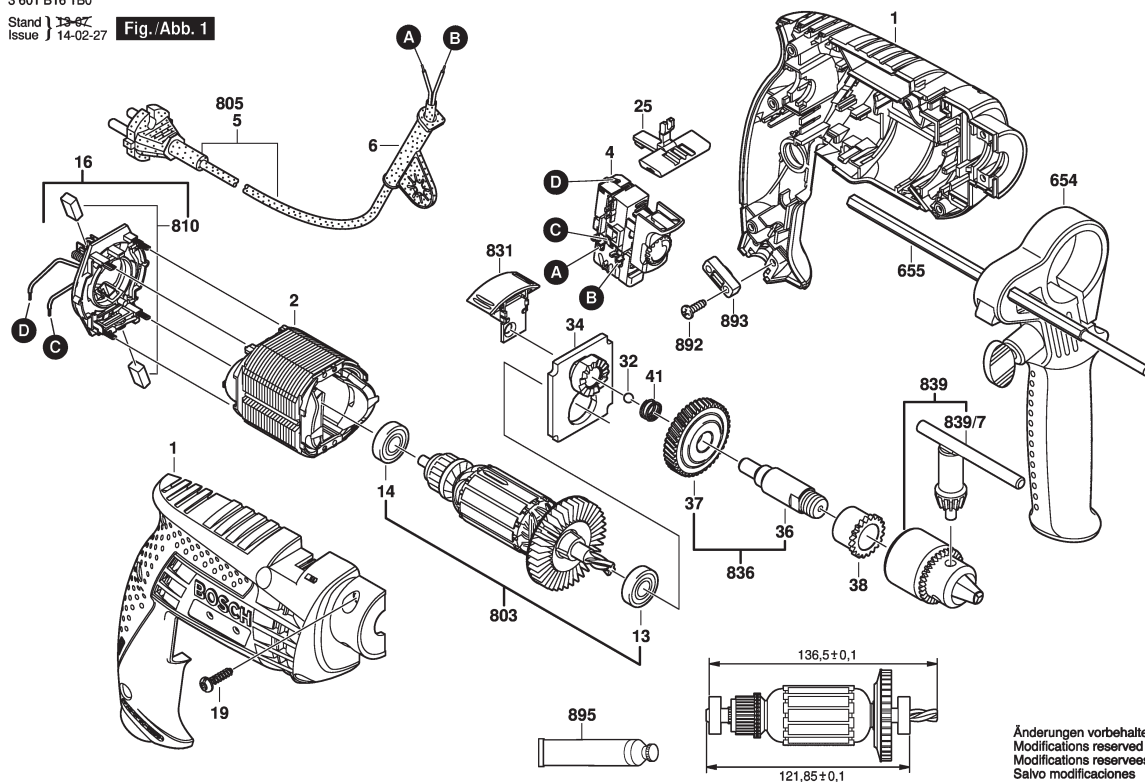
Please observe: Repairing, modifying and testing of electro-tools are to be performed professionally. The safety regulations according to IEC, EN, VDE, AFNOR and other regulations of the individual countries are to be observed. Subject to change.

This price list supersedes all previous edition. Prices are subjected to change without any prior notice.

3 601 B16 1B0

Stand } 13-07
Issue } 14-02-27

Fig./Abb. 1



1 / 1

Model: 3 601 B16 1F6 = 230

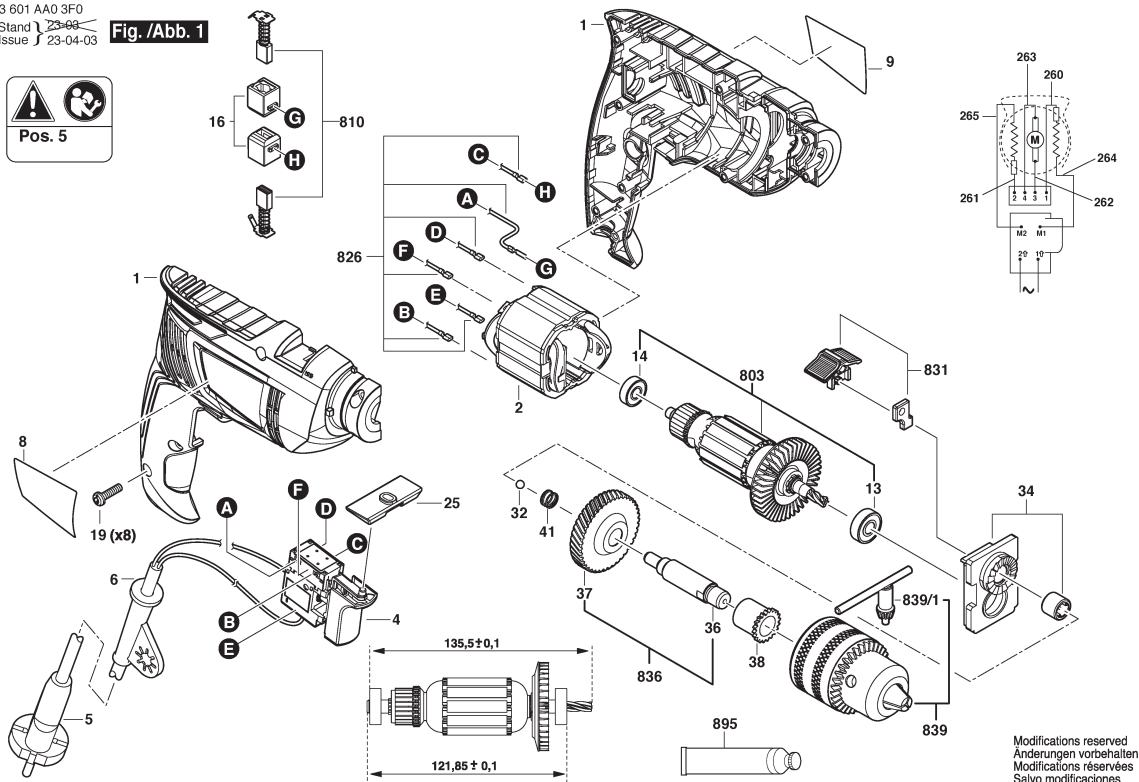
Item	Pc	Order no.	Description	LP in INR	Item	Pc	Order no.	Description	LP in INR
1	1	2 609 100 427	Motor Housing .	368,00	893	1	2 601 035 001	Cable Clip .	46,00
2	1	2 604 220 718	Field 230V .	393,00					
4	1	2 607 200 623	Switch .	377,00					
5	1	1 604 460 72V	Power supply cord IND	116,00					
6	1	2 600 707 059	Grommet Ø6,9 MM .	70,00					
13	1	2 609 110 153	Ball Bearing 8X22X7 .	45,00					
14	1	2 609 110 491	Ball Bearing .	41,00					
16	1	2 609 120 317	Brush Plate .	232,00					
19	7	2 603 490 022	Screw 4X16 .	30,00					
25	1	2 609 100 580	Lever .	47,00					
32	1	1 903 230 010	Ball DIN 5401-5,5MM-III-ST	32,00					
34	1	2 609 199 073	Bearing Bracket .	107,00					
36	1	2 609 110 440	Spindle .	158,00					
37	1	2 606 320 092	Conversion Gear .	132,00					
38	1	2 609 110 442	Sintered-Metal Bushing .	47,00					
41	1	2 604 616 006	Compression Spring .	52,00					
655	1	2 603 001 009	Depth-Gauge .	222,00					
803	1	2 609 120 232	Armature 220-240V .	589,00					
810	1	2 610 391 290	Carbon-Brush Set .	45,00					
831	1	2 609 100 417	Change-Over Switch .						
836	1	2 609 160 122	Drilling Spindle .	300,00					
839	1	1 608 571 079	Chuck Ø1,0-10 MM, 3/8" .	224,00					
839/7	1	2 607 950 007	Chuck Wrench SG2 .	84,00					
892	2	2 603 490 022	Screw 4X16 .	30,00					

Please observe: Repairing, modifying and testing of electro-tools are to be performed professionally. The safety regulations according to IEC, EN, VDE, AFNOR and other regulations of the individual countries are to be observed. Subject to change.

This price list supersedes all previous edition. Prices are subjected to change without any prior notice.

3 601 AA0 3F0
Stand 23-06
Issue 23-04-03

Fig. /Abb. 1



1 / 2

Model: 3 601 AA0 3F0 = 230

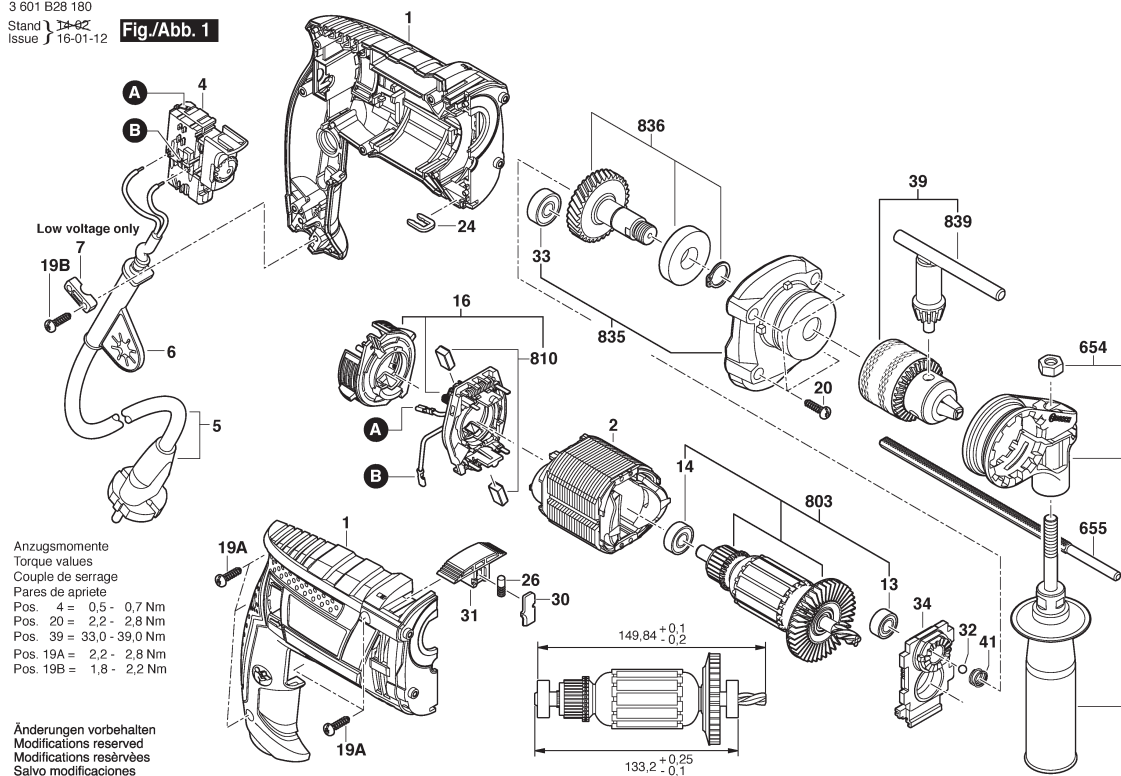
Item	Pc	Order no.	Description	LP in INR	Item	Pc	Order no.	Description	LP in INR
1	1	1 619 X10 000	Motor Housing .	299,00	836	1	1 600 A02 UH5	Drilling Spindle .	232,00
2	1	1 616 B10 269	Field 220-230 V .	330,00	839	1	2 608 571 076	Chuck .	247,00
4	1	1 607 200 394	Switch .	273,00	839/1	1	2 607 950 007	Chuck Wrench SG2 .	84,00
5	1	1 604 460 72V	Power supply cord IND	116,00	895	1	3 605 430 003	Grease Tube ALBIDA .	1.518,00
6	1	2 600 707 059	Grommet Ø6,9 MM .	70,00					
8	1	1 619 X10 002	Nameplate .						
9	1	1 619 X10 003	Manufacturer's nameplate						
13	1	2 609 110 153	Ball Bearing 8X22X7 .	45,00					
14	1	2 609 110 491	Ball Bearing .	41,00					
16	2	1 619 X04 200	Brush Holder .	52,00					
19	8	2 603 490 022	Screw 4X16 .	30,00					
25	1	1 619 X10 004	Reversing Switch .	27,00					
32	1	1 903 230 010	Ball DIN 5401-5,5MM-III-ST	32,00					
34	1	1 600 A02 UH3	Bearing Bracket .	337,00					
36	1	1 619 X10 009	Drilling Spindle .	114,00					
37	1	2 606 320 092	Conversion Gear .	132,00					
38	1	1 619 X10 010	Sintered-Metal Bushing .	39,00					
41	1	2 604 616 006	Compression Spring .	52,00					
651	1	2 603 001 009	Depth-Gauge .	222,00					
652	1	2 609 199 582	Auxiliary Handle .	501,00					
803	1	1 604 010 BU4	Armature .	580,00					
810	1	2 610 391 290	Carbon-Brush Set .	45,00					
826	1	1 600 A02 W6S	Connecting Cable .	100,00					
831	1	1 600 A02 UH4	Change-Over Switch .	40,00					

Please observe: Repairing, modifying and testing of electro-tools are to be performed professionally. The safety regulations according to IEC, EN, VDE, AFNOR and other regulations of the individual countries are to be observed. Subject to change.

This price list supersedes all previous edition. Prices are subjected to change without any prior notice.

3 601 B28 180
Stand 14-02
Issue 16-01-12

Fig./Abb. 1



1 / 1

Model: 3 601 B28 1F0 = 230

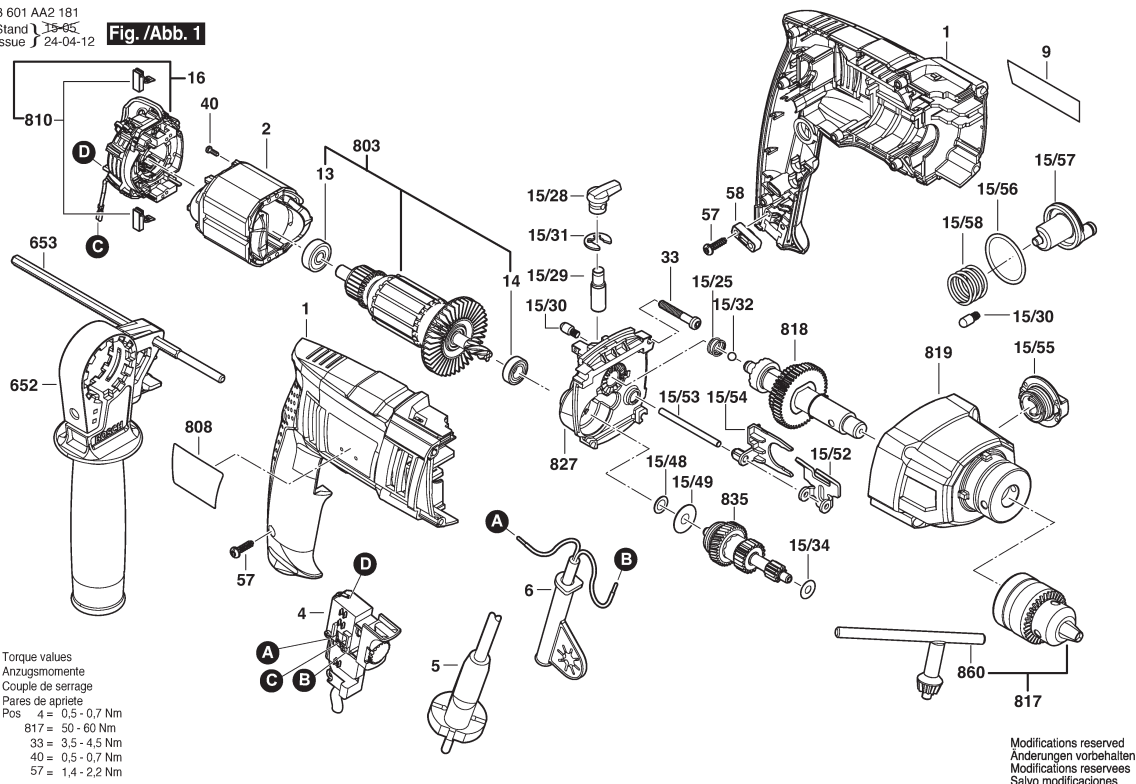
Item	Pc	Order no.	Description	LP in INR	Item	Pc	Order no.	Description	LP in INR
1	1	2 609 100 731	Housing .	1.258,00	835	1	2 609 199 665	Gear Housing .	593,00
4	1	1 607 200 312	Switch .	947,00	836	1	2 609 199 666	Spindle Assembly .	942,00
5	1	1 604 460 781	Power supply cord IND .		839	1	2 607 950 007	Chuck Wrench SG2 .	84,00
6	1	2 600 707 059	Grommet Ø6,9 MM .	70,00					
7	1	1 611 035 005	Cable Clip .	45,00					
13	1	2 609 110 153	Ball Bearing 8X22X7 .	45,00					
14	1	2 609 110 491	Ball Bearing .	41,00					
16	1	2 609 199 403	Brush Plate .	520,00					
19	7	2 603 490 022	Screw 4X16 .	30,00					
20	4	2 603 490 022	Screw 4X16 .	30,00					
24	1	2 609 110 537	Clip .	46,00					
26	1	2 600 590 006	Ratchet Cap .	52,00					
30	1	2 609 110 922	Pressure Plate .	166,00					
31	1	2 609 100 728	Shift Lever .	145,00					
32	1	1 903 230 010	Ball DIN 5401-5,5MM-III-ST	32,00					
33	1	2 600 905 068	groove ball bearing	421,00					
34	1	2 609 199 228	Bearing Bracket .	496,00					
39	1	2 608 571 076	Chuck .	247,00					
41	1	2 604 616 006	Compression Spring .	52,00					
654	1	2 609 199 582	Auxiliary Handle .	501,00					
655	1	2 603 001 009	Depth-Gauge .	222,00					
803	1	2 609 199 668	Armature set 230V .	1.837,00					
808	1	1 601 11A 835	Nameplate .						
810	1	2 610 391 290	Carbon-Brush Set .	45,00					

Please observe: Repairing, modifying and testing of electro-tools are to be performed professionally. The safety regulations according to IEC, EN, VDE, AFNOR and other regulations of the individual countries are to be observed. Subject to change.

This price list supersedes all previous edition. Prices are subjected to change without any prior notice.

3 601 AA2 181
Stand 13-65
Issue 24-04-12

Fig./Abb. 1



1 / 1

Model: 3 601 AA2 1F1 = 230

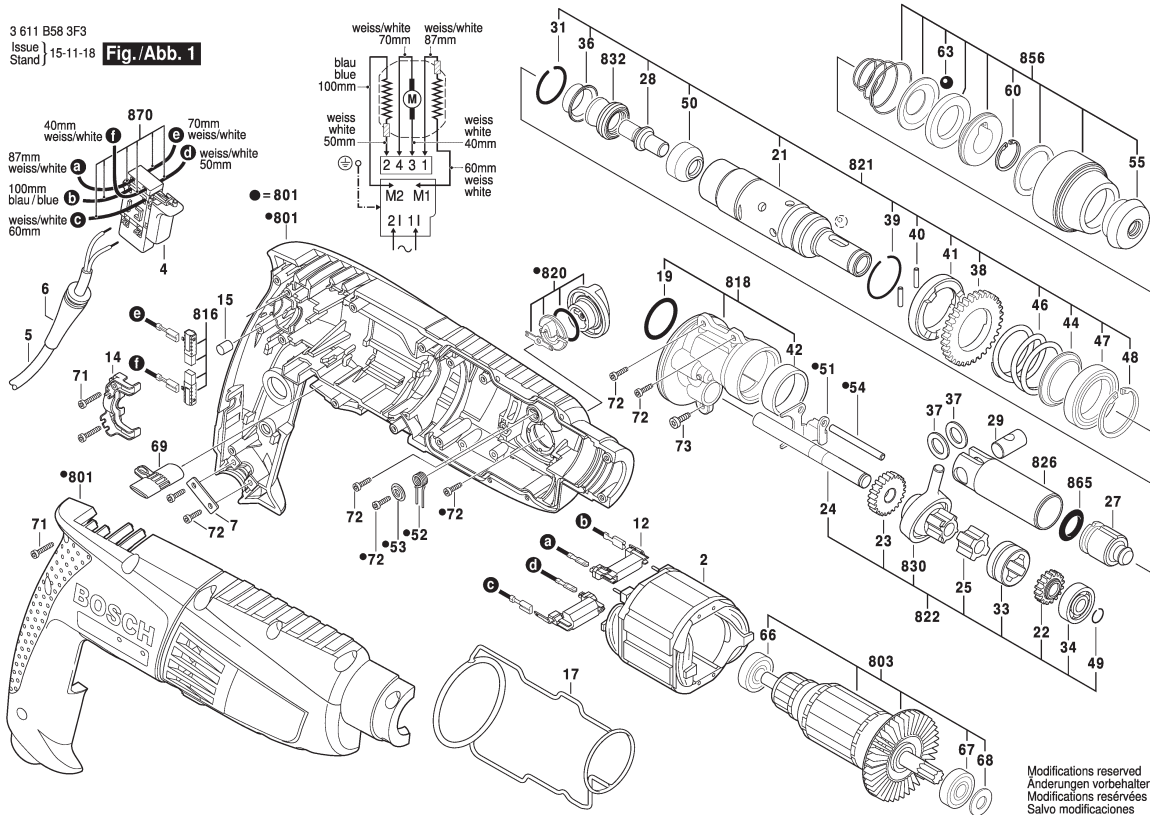
Item	Pc	Order no.	Description	LP in INR	Item	Pc	Order no.	Description	LP in INR
1	1	2 609 100 936	Motor Housing .	1.153,00	33	4	2 609 111 383	Headless Screw .	34,00
2	1	2 609 120 463	Field .	789,00	40	2	2 910 611 002	Tapping Screw DIN	33,00
4	1	1 607 200 270	Switch BLACK	947,00	57	8	2 603 490 022	Screw 4X16 .	30,00
5	1	1 604 460 262	Power supply cord CN	1.027,00	58	1	2 601 035 001	Cable Clip .	46,00
6	1	2 600 707 059	Grommet Ø6,9 MM .	70,00	652	1	2 609 199 430	Auxiliary Handle .	588,00
13	1	1 900 905 020	groove ball bearing DIN	139,00	653	1	2 603 001 009	Depth-Gauge .	222,00
14	1	1 900 905 021	groove ball bearing 9X24X7	136,00	803	1	1 619 PS1 248	Armature set .	
15/25	1	2 604 616 006	Compression Spring .	52,00	810	1	1 617 000 525	Carbon-Brush Set 220 V /	161,00
15/28	1	2 609 100 939	Knob .	40,00	817	1	2 609 112 171	Chuck .	274,00
15/29	1	2 609 111 330	Control Shaft .	183,00	818	1	2 609 199 446	Drilling Spindle .	1.360,00
15/30	2	2 600 590 006	Ratchet Cap .	52,00	819	1	2 609 199 450	Gear Housing .	1.214,00
15/31	1	2 916 080 912	Locking washer .	37,00	827	1	2 609 199 449	Bearing Flange .	1.396,00
15/32	1	1 903 230 010	Ball DIN 5401-5,5MM-III-ST	32,00	835	1	2 609 199 447	Transmission .	2.187,00
15/34	1	2 609 111 487	Shim .	40,00	860	1	2 607 950 007	Chuck Wrench SG2 .	84,00
15/48	1	2 600 101 047	Shim 0,3 MM .	82,00					
15/49	1	2 600 550 008	Disc Spring .	48,00					
15/52	1	2 609 111 907	Adjusting Slide .	256,00					
15/53	1	2 609 111 220	Slide Pin .	53,00					
15/54	1	2 609 101 436	Holding Plate .	95,00					
15/55	1	2 609 101 419	Rotary Knob .	114,00					
15/56	1	2 600 206 025	O-Ring .	93,00					
15/57	1	2 609 111 893	Link Guide .	411,00					
15/58	1	2 604 651 026	Coiled Spring .	80,00					
16	1	2 609 199 439	Brush Plate .	922,00					

Please observe: Repairing, modifying and testing of electro-tools are to be performed professionally. The safety regulations according to IEC, EN, VDE, AFNOR and other regulations of the individual countries are to be observed. Subject to change.

This price list supersedes all previous edition. Prices are subjected to change without any prior notice.

3 611 B58 3F3
Issue 15-11-18

Fig./Abb. 1



1 / 2

Model: 3 611 B58 3F3 = 220

Item	Pc	Order no.	Description	LP in INR	Item	Pc	Order no.	Description	LP in INR
2	1	1 614 220 182	Field 230V .	298,00	39	1	1 614 601 055	Retaining ring .	31,00
4	1	1 617 200 515	On-Off Switch .	278,00	40	2	1 613 100 032	Straight Pin .	31,00
5	1	1 604 460 72W	Power supply cord .	312,00	41	1	1 610 102 072	Ratchet Disc .	115,00
6	1	2 600 703 018	Grommet Ø7,3-Ø8,6X76	29,00	42	1	1 610 301 004	Plain bearing .	58,00
7	1	1 611 035 007	Cable Clip .	29,00	44	1	1 610 190 054	Support Disc .	44,00
12	2	1 600 A00 32J	Adapter module .	88,00	46	1	1 614 630 002	Compression Spring .	29,00
14	1	1 615 806 187	Bearing Bracket .	29,00	47	1	1 610 905 035	Ball Bearing .	73,00
15	2	2 603 100 056	Damping rubber .	54,00	48	1	1 614 601 054	Retaining ring .	42,00
17	1	1 611 015 055	Sealing Frame .	57,00	49	1	1 619 P00 829	Retaining ring .	31,00
19	1	1 610 210 184	O-Ring 22,0X2,5 MM .	31,00	50	1	1 600 A00 FL3	Thrust Ring .	127,00
21	1	1 615 806 188	Hammer Pipe .	449,00	51	1	1 613 231 014	Shift Plate .	30,00
22	1	1 616 317 069	Pinion .	149,00	52	1	1 614 690 005	Coiled Spring .	44,00
23	1	1 616 317 070	Cylindrical Gear .	75,00	53	3	1 619 P00 828	Pressure Disc .	28,00
24	1	1 613 101 011	Transmission Shaft .	43,00	54	1	1 613 100 033	Guide Rod .	44,00
25	1	1 616 409 023	Coupling hub .	29,00	55	1	1 610 508 052	Protective Cap .	47,00
27	1	1 618 710 085	Striker .	101,00	60	1	1 614 601 077	Spring retaining ring .	58,00
28	1	1 613 124 084	Striker Pin .	33,00	63	1	1 903 230 013	Ball DIN 5401-Ø7MM-III-ST	73,00
29	1	1 613 100 034	Piston Pin .	31,00	66	1	1 900 905 029	Ball Bearing 8X22X7 .	41,00
31	1	1 614 601 053	Retaining ring .	29,00	67	1	1 610 905 033	Ball Bearing .	63,00
33	1	1 610 322 014	Switching Element .	63,00	68	1	1 614 601 052	Plain Washer .	29,00
34	1	1 610 905 034	Ball Bearing 8X22X6 .	40,00	69	1	1 613 231 016	Change-Over Switch .	29,00
36	1	1 610 551 008	Holding Plate .	47,00	71	15	1 619 P00 219	Tapping Screw .	47,00
37	2	1 610 100 016	Guide Disc .	47,00	72	6	1 619 P00 220	Torx Oval-Head Screw	31,00
38	1	1 616 317 072	Cylindrical Gear .	94,00	73	3	2 914 201 483	Torx Oval-Head Screw .	31,00

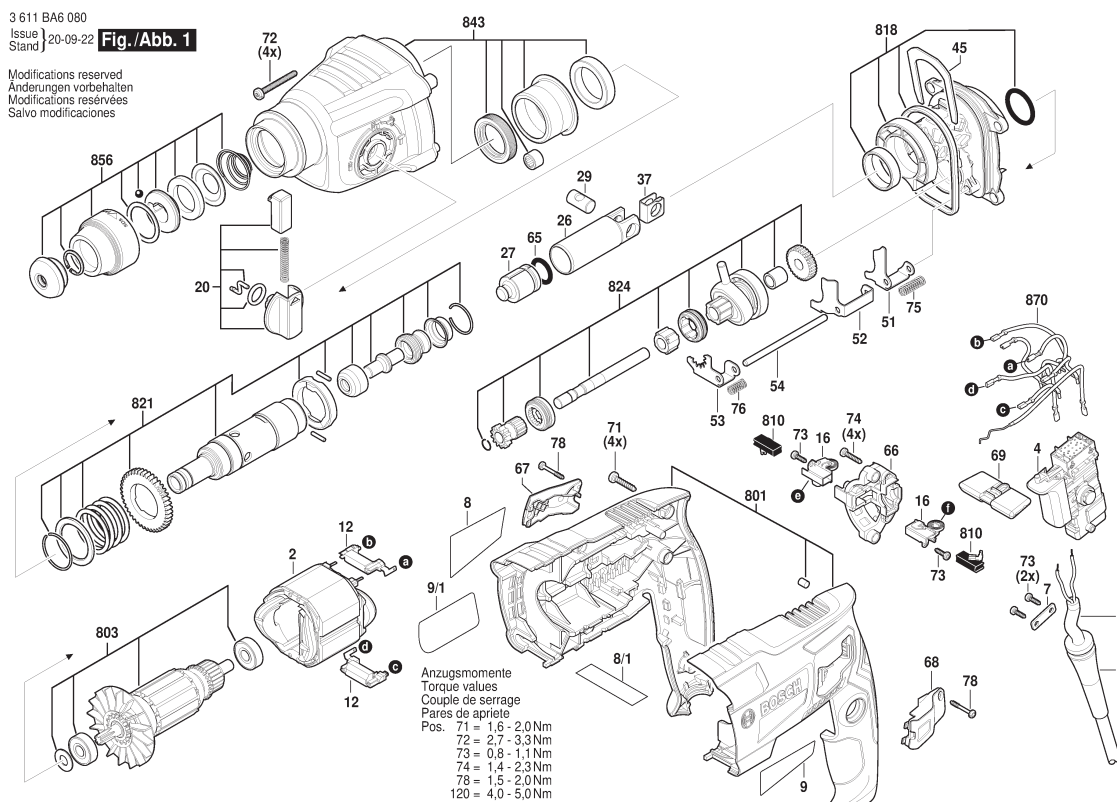
Please observe: Repairing, modifying and testing of electro-tools are to be performed professionally. The safety regulations according to IEC, EN, VDE, AFNOR and other regulations of the individual countries are to be observed. Subject to change.

This price list supersedes all previous edition. Prices are subjected to change without any prior notice.

3 611 BA6 080
Issue
Stand

Fig./Abb. 1

Modifications reserved
Änderungen vorbehalten
Modifications réservées
Salvo modificaciones



1 / 2

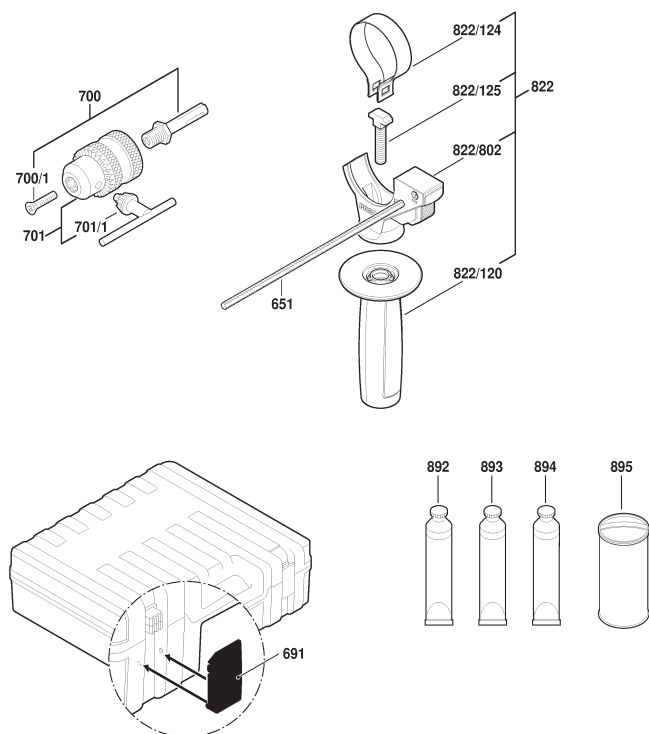
Model: 3 611 BA6 0F0 = 230

Item	Pc	Order no.	Description	LP in INR	Item	Pc	Order no.	Description	LP in INR
2	1	1 616 B10 269	Field 220-230 V	330,00	74	4	1 619 P00 219	Tapping Screw	47,00
4	1	1 607 200 372	Switch	348,00	75	1	1 614 643 025	Compression Spring	31,00
6	1	2 600 703 018	Grommet Ø7,3-Ø8,6X76	29,00	76	1	1 614 643 023	Compression Spring	31,00
7	1	1 611 035 007	Cable Clip	29,00	78	2	1 619 P20 563	Tapping Screw	111,00
12	1	1 600 A00 32J	Adapter module	88,00	651	1	2 603 001 009	Depth-Gauge	222,00
16	2	1 619 P20 535	Brush Holder	90,00	691	1	1 615 438 426	Lock for 1 615 438 395	156,00
20	1	1 612 026 151	Clamp Handle BLACK	71,00	691	1	1 615 438 409	Lock for 1 615 438	78,00
26	1	1 619 P20 540	Hammer Piston	165,00	691	1	1 615 438 431	Lock for 1 615 438 429 + 1	31,00
27	1	1 619 P20 541	Striker	105,00	700	1	1 617 000 154	Drill Chuck Shank 1/2"	243,00
29	1	1 613 100 034	Piston Pin	31,00	700/1	1	2 603 421 207	Countersunk-Head Screw	127,00
37	2	1 610 100 016	Guide Disc	47,00	701	1	1 608 571 088	Chuck	269,00
45	1	1 611 016 003	Holding Plate	59,00	701/1	1	2 607 950 007	Chuck Wrench SG2	84,00
51	1	1 610 021 004	Shift Plate	39,00	801	1	1 619 P16 274	Motor Housing	418,00
52	1	1 610 021 006	Shift Plate	45,00	803	1	1 619 P16 276	Armature	674,00
53	1	1 610 021 005	Shift Plate	39,00	810	1	1 617 000 525	Carbon-Brush Set 220 V /	161,00
54	1	1 613 023 005	Guide Rod	46,00	818	1	1 619 P16 278	Intermediate Flange	462,00
65	1	1 610 210 070	O-Ring 14,0X3,0 MM	76,00	821	1	1 619 P16 280	Hammer Pipe	992,00
66	1	1 619 P20 537	Bracket	48,00	822	1	1 602 025 08X	Auxiliary Handle	596,00
67	1	1 619 P20 547	Insulating Cap	45,00	822/120	1	1 602 025 07H	Auxiliary Handle	506,00
68	1	1 619 P20 548	Insulating Cap	45,00	822/124	1	1 611 316 021	Clamping Band Ø50 MM	73,00
69	1	1 619 P20 702	Change-Over Switch	67,00	822/125	1	1 613 490 002	T-Head Bolt M8X40 MM	76,00
71	5	2 603 490 023	Torx Oval-Head Screw	31,00	822/802	1	1 617 000 475	Support clamp	84,00
72	4	1 619 P09 645	Torx Oval-Head Screw	31,00	824	1	1 619 P16 282	Jack Shaft	937,00
73	4	1 619 P00 220	Torx Oval-Head Screw	31,00	843	1	1 619 P16 284	Gear Housing	497,00

Please observe: Repairing, modifying and testing of electro-tools are to be performed professionally. The safety regulations according to IEC, EN, VDE, AFNOR and other regulations of the individual countries are to be observed. Subject to change.

This price list supersedes all previous edition. Prices are subjected to change without any prior notice.

3 611 BA6 080
Issue } 20-09-16
Stand }

Fig./Abb. 2

Modifications reserved
Änderungen vorbehalten
Modifications réservées
Salvo modificaciones

2/2

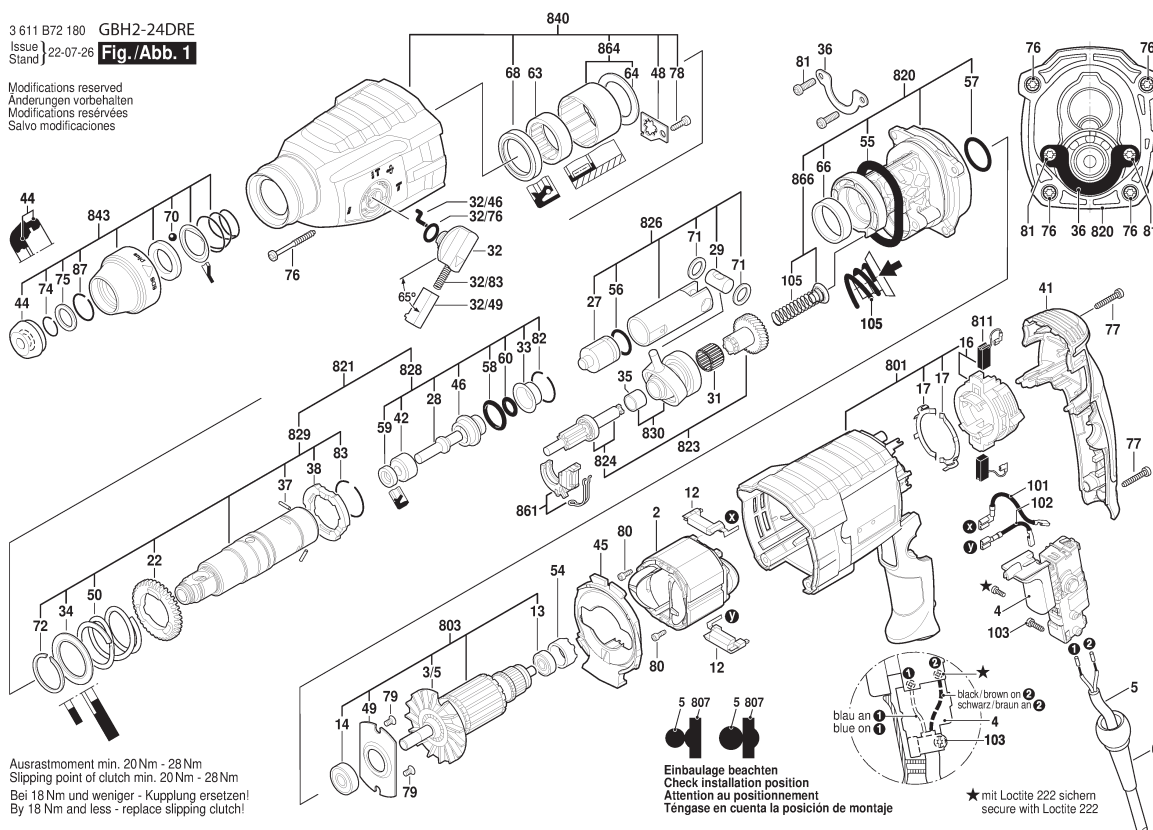
[illegible]

Please observe: Repairing, modifying and testing of electro-tools are to be performed professionally. The safety regulations according to IEC, EN, VDE, AFNOR and other regulations of the individual countries are to be observed. Subject to change.

This price list supersedes all previous edition. Prices are subjected to change without any prior notice.

3 611 B72 180 GBH2-24DRE
Issue 22-07-26 Fig./Abb. 1

Modifications reserved
Änderungen vorbehalten
Modifications réservées
Salvo modificaciones



1 / 2

Model: 3 611 B72 1F1 = 230

Item	Pc	Order no.	Description	LP in INR	Item	Pc	Order no.	Description	LP in INR
2	1	1 619 P11 998	Field 230V .	299,00	37	3	1 613 100 019	Straight Pin	50,00
3/5	1	1 619 P12 021	Fan .	31,00	38	1	1 610 190 048	Catch Disk .	55,00
4	1	1 607 200 32D	Switch .	305,00	41	1	1 619 P12 191	Housing Cover .	144,00
5	1	1 619 P15 855	Power supply cord .		42	1	1 610 102 073	Thrust Ring .	117,00
6	1	1 600 703 034	Grommet Ø7,3-Ø8,6X66	78,00	44	1	1 610 508 034	Protective Cap .	58,00
12	2	1 614 465 011	Suppression Filter .	185,00	45	1	1 619 P12 192	Air-Deflector Ring .	31,00
13	1	1 610 905 025	groove ball bearing 7X19X6	189,00	46	1	2 608 670 714	Guide Bushing .	117,00
14	1	1 610 905 048	Ball Bearing .	192,00	48	1	1 611 098 008	Tab Washer .	63,00
16	1	1 619 P16 871	Brush Plate .	215,00	49	1	1 615 700 044	End Shield .	59,00
17	1	1 616 B10 337	Switch Contact .	52,00	50	1	1 614 611 020	Compression Spring .	116,00
22	1	1 616 312 004	Cylindrical Gear .	288,00	54	1	1 610 502 016	Rubber Bushing .	39,00
27	1	1 610 311 018	Striker .	283,00	55	1	1 619 P18 144	O-Ring .	63,00
28	1	1 613 124 081	Striker Pin .	235,00	56	1	1 610 210 187	O-Ring .	67,00
29	1	1 613 105 012	Piston Pin .	57,00	57	1	1 610 210 068	O-Ring 24,0X2,5 MM .	51,00
31	1	1 610 913 016	Needle-Roller Assembly .	103,00	58	1	1 610 210 178	O-Ring .	47,00
32	1	1 612 026 157	Clamp Handle BLACK	50,00	59	1	1 610 283 035	Rotary shaft lip seal .	77,00
32/46	1	1 619 P09 571	Driver Pin .	40,00	60	1	1 610 210 176	O-Ring 9,0X3,5 MM .	31,00
32/49	1	1 612 026 035	Switch Button RED	50,00	63	1	1 610 910 063	Needle bearing	163,00
32/76	1	1 610 210 046	O-Ring 10,5X2,7 MM .	53,00	64	1	1 619 P12 278	Supporting Disc .	57,00
32/83	1	1 614 611 006	Compression Spring .	73,00	66	1	1 610 202 021	Plain bearing .	73,00
33	1	1 610 590 014	Holding Jacket .	63,00	68	1	1 610 283 017	Rotary shaft lip seal .	92,00
34	1	1 619 P12 280	Supporting Disc .	76,00	70	1	1 903 230 013	Ball DIN 5401-Ø7MM-III-ST	73,00
35	1	1 616 B10 325	Plain bearing .	57,00	71	2	1 610 101 011	Shim washer 1,2 MM	51,00
36	1	1 615 808 106	Bearing Holder .	59,00	72	1	1 604 601 027	Retaining ring .	31,00

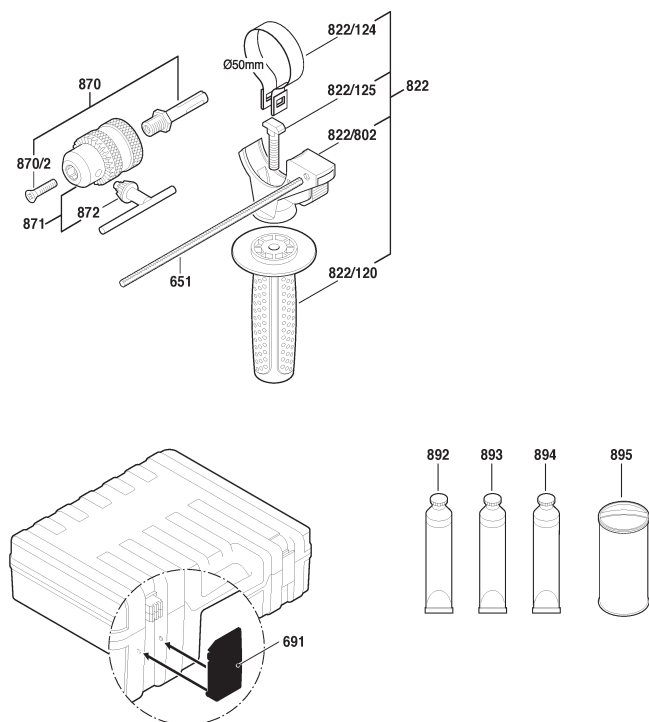
Please observe: Repairing, modifying and testing of electro-tools are to be performed professionally. The safety regulations according to IEC, EN, VDE, AFNOR and other regulations of the individual countries are to be observed. Subject to change.

This price list supersedes all previous edition. Prices are subjected to change without any prior notice.

 BOSCH Power Tools	Rotary Hammer	Model GBH 2-24 DRE 3 611 B72 1F1 BO
---	----------------------	--

3 611 B72 180
Issue
Stand 15-08-05

Fig./Abb. 2



Modifications reserved
Änderungen vorbehalten
Modificaciones reservadas
Salvo modificaciones

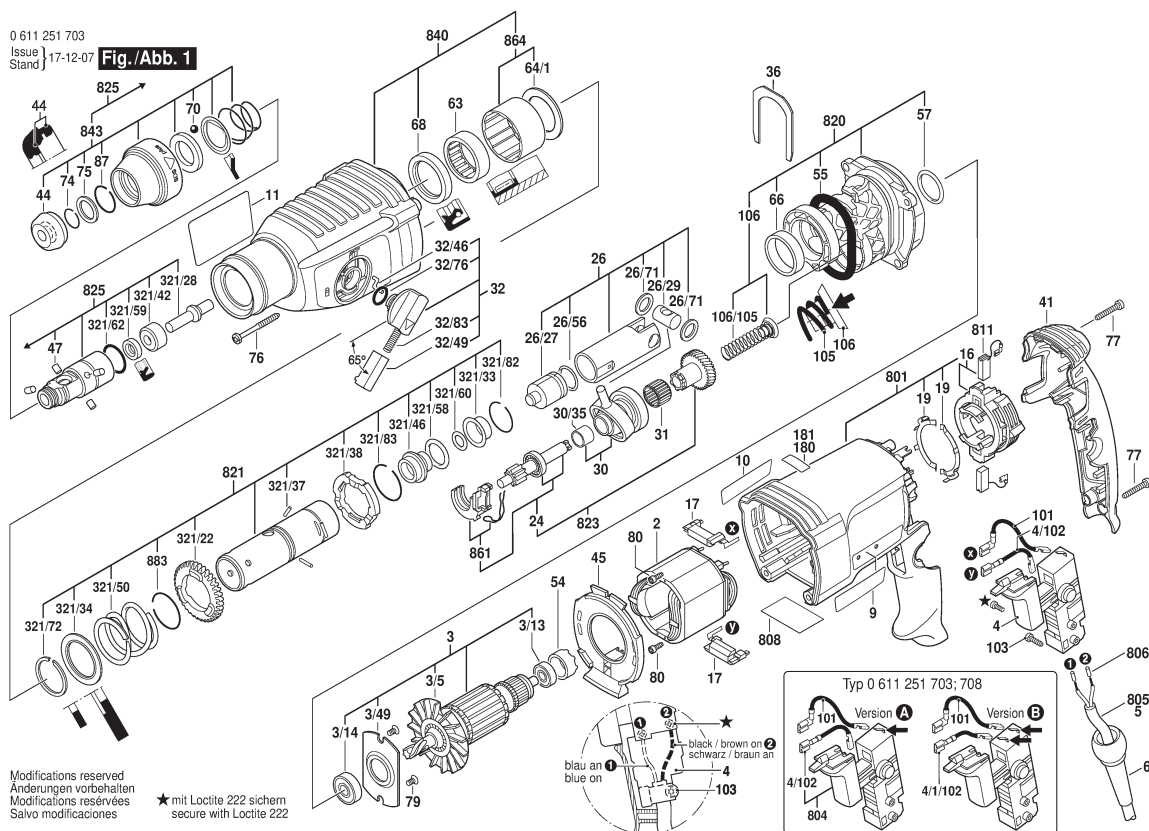
2 / 2

Model: 3 611 B72 1F1 = 230	
----------------------------	--

Item	Pc	Order no.	Description	LP in INR	Item	Pc	Order no.	Description	LP in INR
74	1	1 614 601 027	Retaining ring .	31,00	822	1	1 602 025 08X	Auxiliary Handle .	596,00
75	2	1 610 101 629	Retaining Washer .	31,00	822/120	1	1 602 025 07H	Auxiliary Handle .	506,00
76	4	1 613 435 022	Thread-forming tap. Screw	31,00	822/124	1	1 611 316 021	Clamping Band Ø50 MM .	73,00
77	3	2 603 490 024	Torx Oval-Head Screw	50,00	822/125	1	1 613 490 002	T-Head Bolt M8X40 MM .	76,00
78	3	2 603 490 022	Screw 4X16 .	30,00	822/802	1	1 617 000 475	Support clamp .	84,00
79	2	1 613 435 023	Thread-forming tap. Screw	31,00	823	1	1 619 P13 456	Toothed Shaft .	575,00
80	2	1 619 P08 803	Thread-forming tap. Screw	39,00	824	1	1 619 P13 457	Toothed Shaft .	358,00
81	2	1 613 435 029	Thread-forming tap. Screw	31,00	826	1	1 617 000 557	Hammer Piston .	994,00
82	1	1 614 601 034	Retaining ring .	31,00	828	1	1 619 P13 453	Striker Pin .	328,00
83	2	1 604 601 028	Retaining ring A22 DIN	31,00	829	1	1 619 P13 455	Pipe .	811,00
87	1	2 916 540 012	Retaining ring DIN	31,00	830	1	1 615 819 028	Drive bearing .	1.243,00
101	1	1 614 449 014	Connecting Cable .	31,00	840	1	1 619 P13 462	Gear Housing .	625,00
102	1	1 614 449 015	Connecting Cable .	31,00	843	1	1 619 P13 459	Protective Cap .	232,00
105	1	1 614 611 021	Compression Spring .	47,00	861	1	1 619 P13 460	Switching Element .	76,00
651	1	1 613 001 009	Depth-Gauge SW 6X210	173,00	864	1	1 619 P13 461	Supporting Disc .	190,00
691	2	1 615 438 409	Lock for 1 615 438	78,00	866	1	1 614 611 022	Plain bearing .	73,00
691	2	1 615 438 431	Lock for 1 615 438 429 + 1	31,00	870	1	1 613 523 011	Drill Chuck Shank 1/2",	390,00
691	2	1 615 438 426	Lock for 1 615 438 395	156,00	870/2	1	2 603 421 207	Countersunk-Head Screw	127,00
801	1	1 619 P13 454	Motor Housing BLUE	632,00	871	1	1 608 571 088	Chuck .	269,00
803	1	1 619 P13 450	Armature 230V .	864,00	872	1	2 607 950 007	Chuck Wrench SG2 .	84,00
807	1	2 601 035 001	Cable Clip .	46,00	892	1	1 615 430 001	Grease Tube 225 ML .	563,00
811	1	1 617 000 525	Carbon-Brush Set 220 V /	161,00	893	1	1 615 430 002	Grease Tube 225 ML .	2.864,00
820	1	1 619 P13 451	Intermediate Flange .	495,00	894	1	1 615 430 020	Grease Tube 225 ML .	1.512,00
821	1	1 619 P13 452	Pipe .	1.095,00	895	1	1 615 430 019	Oil Reservoir 1000 ML .	2.708,00

Please observe: Repairing, modifying and testing of electro-tools are to be performed professionally. The safety regulations according to IEC, EN, VDE, AFNOR and other regulations of the individual countries are to be observed. Subject to change.

This price list supersedes all previous edition. Prices are subjected to change without any prior notice.



1 / 2

Model: 0 611 251 7X0 = 230 / IN

Item	Pc	Order no.	Description	LP in INR	Item	Pc	Order no.	Description	LP in INR
2	1	1 614 220 117	Field 230V .	647,00	32/49	1	1 612 026 035	Switch Button RED	50,00
3	1	1 614 010 709	Armature 230V .	2.305,00	32/76	1	1 610 210 046	O-Ring 10,5X2,7 MM .	53,00
3/5	1	1 616 610 094	Fan .	71,00	32/83	1	1 614 611 006	Compression Spring .	73,00
3/13	1	1 610 905 025	groove ball bearing 7X19X6	189,00	36	1	1 611 016 003	Holding Plate .	59,00
3/14	1	1 610 905 048	Ball Bearing .	192,00	41	1	1 615 500 343	Housing Cover BLUE	254,00
3/49	1	1 615 700 044	End Shield .	59,00	44	1	1 610 508 047	Protective Cap .	62,00
4	1	1 617 200 532	Switch .	647,00	45	1	1 610 522 013	Air-Deflector Ring .	60,00
4/102	1	1 614 449 015	Connecting Cable .	31,00	47	4	1 613 100 030	Needle Roller .	55,00
5	1	1 614 460 095	Power supply cord BR		54	1	1 610 502 016	Rubber Bushing .	39,00
6	1	1 600 703 034	Grommet Ø7,3-Ø8,6X66	78,00	55	1	1 610 290 226	Seal Ring 53,0X7,0 MM .	102,00
16	1	1 614 336 061	Brush Plate .	500,00	57	1	1 610 210 068	O-Ring 24,0X2,5 MM .	51,00
17	2	1 614 465 011	Suppression Filter .	185,00	63	1	1 610 910 063	Needle bearing	163,00
19	1	1 611 329 024	Switch Contact .	42,00	64/1	1	1 610 190 060	Supporting Disc .	92,00
24	1	1 617 000 589	Toothed Shaft .	349,00	66	1	1 610 202 021	Plain bearing .	73,00
26	1	1 617 000 557	Hammer Piston .	994,00	68	1	1 610 283 036	Rotary shaft lip seal .	157,00
26/27	1	1 610 311 018	Striker .	283,00	70	1	1 903 230 013	Ball DIN 5401-Ø7MM-III-ST	73,00
26/29	1	1 613 105 012	Piston Pin .	57,00	74	1	1 614 601 027	Retaining ring .	31,00
26/56	1	1 610 210 187	O-Ring .	67,00	75	2	1 610 101 629	Retaining Washer .	31,00
26/71	2	1 610 101 011	Shim washer 1,2 MM	51,00	76	4	1 613 435 022	Thread-forming tap. Screw	31,00
30	1	1 615 819 028	Drive bearing .	1243,00	77	3	2 603 490 024	Torx Oval-Head Screw	50,00
30/35	1	1 610 202 024	Plain bearing .	39,00	79	2	1 613 435 023	Thread-forming tap. Screw	31,00
31	1	1 610 913 016	Needle-Roller Assembly .	103,00	80	2	1 619 P18 154	Screw .	39,00
32	1	1 612 026 037	Clamp Handle BLACK	261,00	87	1	2 916 540 012	Retaining ring DIN	31,00
32/46	1	1 614 690 002	Driver Pin .	50,00	101	1	1 614 449 014	Connecting Cable .	31,00

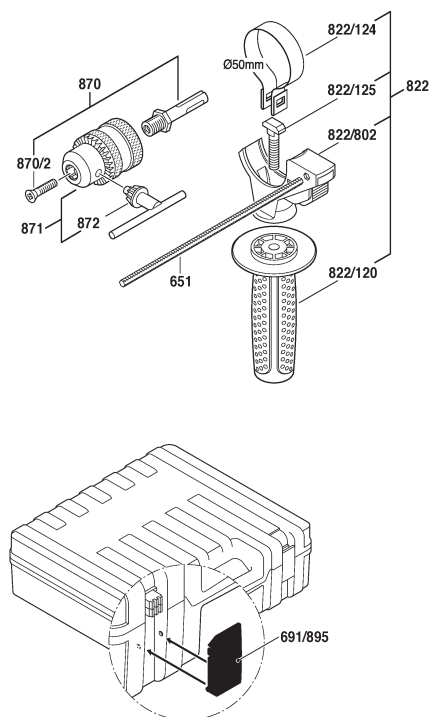
Please observe: Repairing, modifying and testing of electro-tools are to be performed professionally. The safety regulations according to IEC, EN, VDE, AFNOR and other regulations of the individual countries are to be observed. Subject to change.

This price list supersedes all previous edition. Prices are subjected to change without any prior notice.

 BOSCH Power Tools	Rotary Hammer	Model GBH 2-26 RE 0 611 251 7X0 BO
---	----------------------	---

0 611 251 703
Issue
Stand

Fig./Abb. 2



Modifications reserved
Änderungen vorbehalten
Modifications réservées
Salvo modificaciones

2 / 2

Model: 0 611 251 7X0 = 230	
----------------------------	--

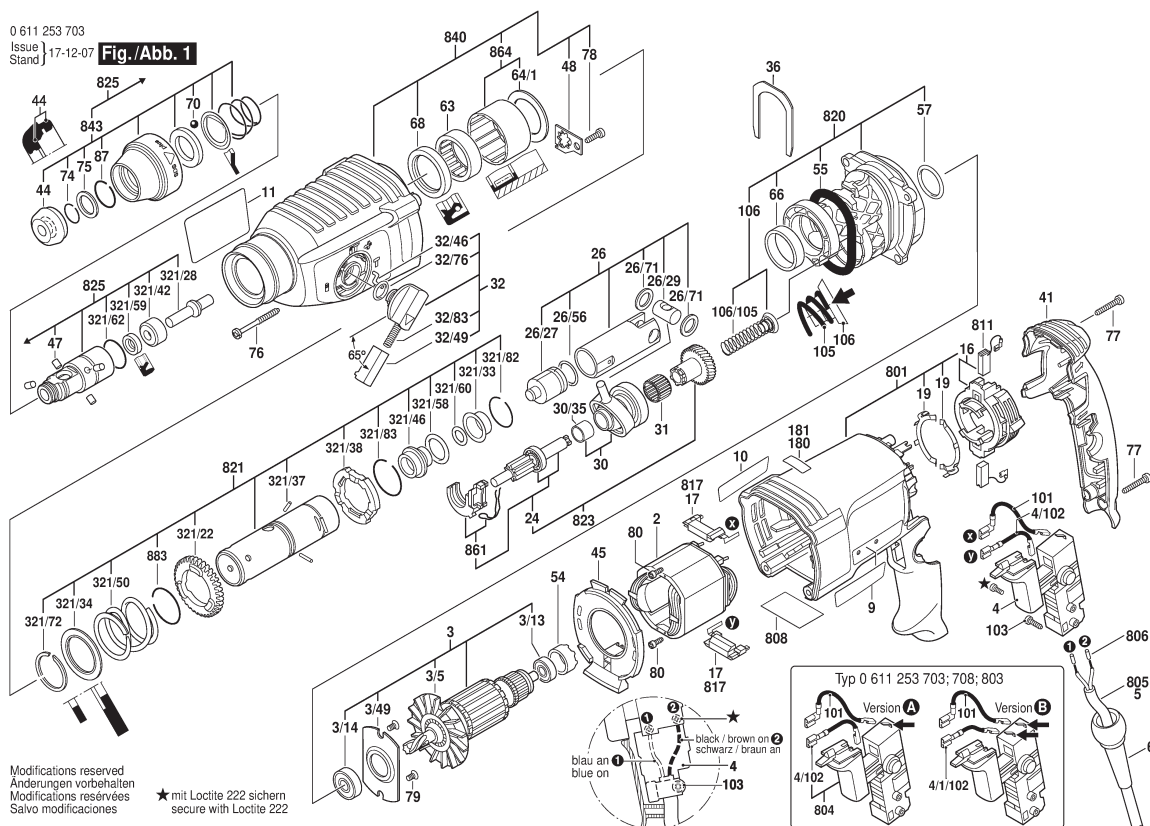
Item	Pc	Order no.	Description	LP in INR	Item	Pc	Order no.	Description	LP in INR
103	1	1 613 435 034	Lens Head Screw 3X10 ST	148,00	822/124	1	1 611 316 021	Clamping Band Ø50 MM .	73,00
106	1	1 614 611 022	Plain bearing .	73,00	822/125	1	1 613 490 002	T-Head Bolt M8X40 MM .	76,00
106/105	1	1 614 611 021	Compression Spring .	47,00	822/802	1	1 617 000 475	Support clamp .	84,00
321/22	1	1 616 312 004	Cylindrical Gear .	288,00	823	1	1 617 000 597	Toothed Shaft .	769,00
321/28	1	1 613 124 081	Striker Pin .	235,00	825	1	1 617 000 598	Tool Holding Fixture .	2.238,00
321/33	1	1 610 590 014	Holding Jacket .	63,00	840	1	1 617 000 599	Gear Housing .	851,00
321/34	1	1 610 190 067	Supporting Disc .	31,00	843	1	1 617 000 582	Protection Sleeve .	287,00
321/38	1	1 600 A00 8AG	Catch Disk .	97,00	861	1	1 615 820 097	Switching Element .	31,00
321/42	1	1 610 102 073	Thrust Ring .	117,00	864	1	1 617 000 A07	Supporting Disc .	146,00
321/46	1	1 610 390 051	Guide Bushing .	190,00	870	1	1 613 523 011	Drill Chuck Shank 1/2",	390,00
321/50	1	1 614 611 020	Compression Spring .	116,00	870/2	1	2 603 421 207	Countersunk-Head Screw	127,00
321/58	1	1 610 210 178	O-Ring .	47,00	871	1	1 608 571 088	Chuck .	269,00
321/59	1	1 610 283 035	Rotary shaft lip seal .	77,00	872	1	2 607 950 007	Chuck Wrench SG2 .	84,00
321/60	1	1 610 210 176	O-Ring 9,0X3,5 MM .	31,00	883	1	1 604 601 028	Retaining ring A22 DIN	31,00
321/62	1	1 610 210 179	O-Ring .	51,00					
321/72	1	1 604 601 027	Retaining ring .	31,00					
321/82	1	1 614 601 034	Retaining ring .	31,00					
321/83	1	1 604 601 028	Retaining ring A22 DIN	31,00					
651	1	2 603 001 009	Depth-Gauge .	222,00					
801	1	1 617 000 558	Motor Housing BLUE	1.009,00					
811	1	1 617 000 525	Carbon-Brush Set 220 V /	161,00					
811	1	1 607 000 485	Carbon-Brush Set 10 X 1	1.575,00					
820	1	1 617 000 526	Intermediate Flange .	387,00					
821	1	1 617 000 564	Pipe .	1.450,00					

Please observe: Repairing, modifying and testing of electro-tools are to be performed professionally. The safety regulations according to IEC, EN, VDE, AFNOR and other regulations of the individual countries are to be observed. Subject to change.

This price list supersedes all previous edition. Prices are subjected to change without any prior notice.

0 611 253 703
Issue
Stand 17-12-07

Fig./Abb. 1



1 / 2

Model: 0 611 253 7X0 = 230

Item	Pc	Order no.	Description	LP in INR	Item	Pc	Order no.	Description	LP in INR
2	1	1 614 220 117	Field 230V .	647,00	32/76	1	1 610 210 046	O-Ring 10,5X2,7 MM .	53,00
3	1	1 614 010 709	Armature 230V .	2.305,00	32/83	1	1 614 611 006	Compression Spring .	73,00
3/5	1	1 616 610 094	Fan .	71,00	36	1	1 611 016 003	Holding Plate .	59,00
3/13	1	1 610 905 025	groove ball bearing 7X19X6	189,00	41	1	1 615 500 343	Housing Cover BLUE	254,00
3/14	1	1 610 905 048	groove ball bearing 9X24X7	192,00	44	1	1 610 508 047	Protective Cap .	62,00
3/49	1	1 615 700 044	End Shield .	59,00	45	1	1 610 522 013	Air-Deflector Ring .	60,00
4	1	1 617 200 532	Switch .	647,00	47	4	1 613 100 030	Needle Roller .	55,00
4/102	1	1 614 449 015	Connecting Cable .	31,00	48	1	1 611 098 008	Tab Washer .	63,00
5	1	1 614 460 095	Power supply cord BR		54	1	1 610 502 016	Rubber Bushing .	39,00
6	1	1 600 703 034	Grommet Ø7,3-Ø8,6X66	78,00	55	1	1 610 290 226	Seal Ring 53,0X7,0 MM .	102,00
16	1	1 614 336 061	Brush Plate .	500,00	57	1	1 610 210 068	O-Ring 24,0X2,5 MM .	51,00
19	2	1 611 329 024	Switch Contact .	42,00	63	1	1 610 910 063	Needle bearing	163,00
24	1	1 617 000 6EJ	Toothed Shaft .	549,00	64/1	1	1 610 190 060	Supporting Disc .	92,00
26	1	1 617 000 557	Hammer Piston .	994,00	66	1	1 610 202 021	Plain bearing .	73,00
26/27	1	1 610 311 018	Striker .	283,00	68	1	1 610 283 036	Rotary shaft lip seal .	157,00
26/29	1	1 613 105 012	Piston Pin .	57,00	70	1	1 903 230 013	Ball DIN 5401-Ø7MM-III-ST	73,00
26/56	1	1 610 210 187	O-Ring .	67,00	74	1	1 614 601 027	Retaining ring .	31,00
26/71	2	1 610 101 011	Shim washer 1,2 MM	51,00	75	2	1 610 101 629	Retaining Washer .	31,00
30	1	1 615 819 028	Drive bearing .	1243,00	76	1	1 613 435 022	Thread-forming tap. Screw	31,00
30/35	1	1 610 202 024	Plain bearing .	39,00	77	3	2 603 490 024	Torx Oval-Head Screw	50,00
31	1	1 610 913 016	Needle-Roller Assembly .	103,00	78	1	2 603 490 022	Screw 4X16 .	30,00
32	1	1 612 026 037	Clamp Handle BLACK	261,00	79	2	1 613 435 023	Thread-forming tap. Screw	31,00
32/46	1	1 614 690 002	Driver Pin .	50,00	80	2	1 619 P18 154	Screw .	39,00
32/49	1	1 612 026 035	Switch Button RED	50,00	87	1	2 916 540 012	Retaining ring DIN	31,00

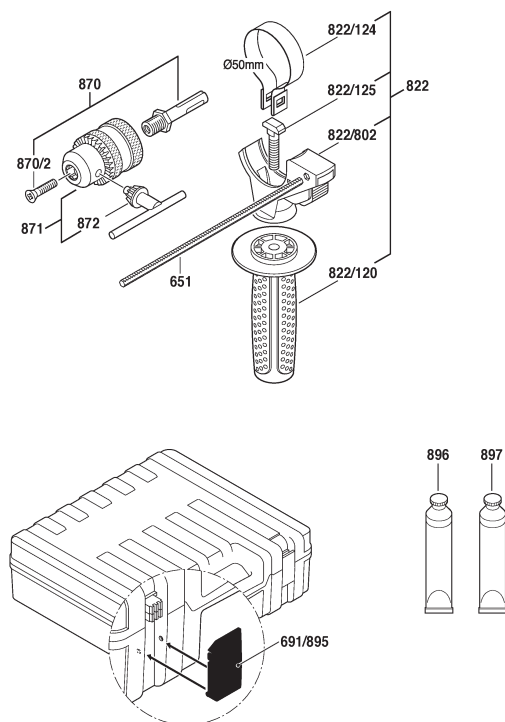
Please observe: Repairing, modifying and testing of electro-tools are to be performed professionally. The safety regulations according to IEC, EN, VDE, AFNOR and other regulations of the individual countries are to be observed. Subject to change.

This price list supersedes all previous edition. Prices are subjected to change without any prior notice.

 BOSCH Power Tools	Rotary Hammer	Model GBH 2-26 DRE 0 611 253 7X0 BO
---	----------------------	--

0 611 253 703
Issue
Stand 14-10-29

Fig./Abb. 2



Modifications reserved
Änderungen vorbehalten
Modificaciones reservadas
Salvo modificaciones

2 / 2

Model: 0 611 253 7X0 = 230	
----------------------------	--

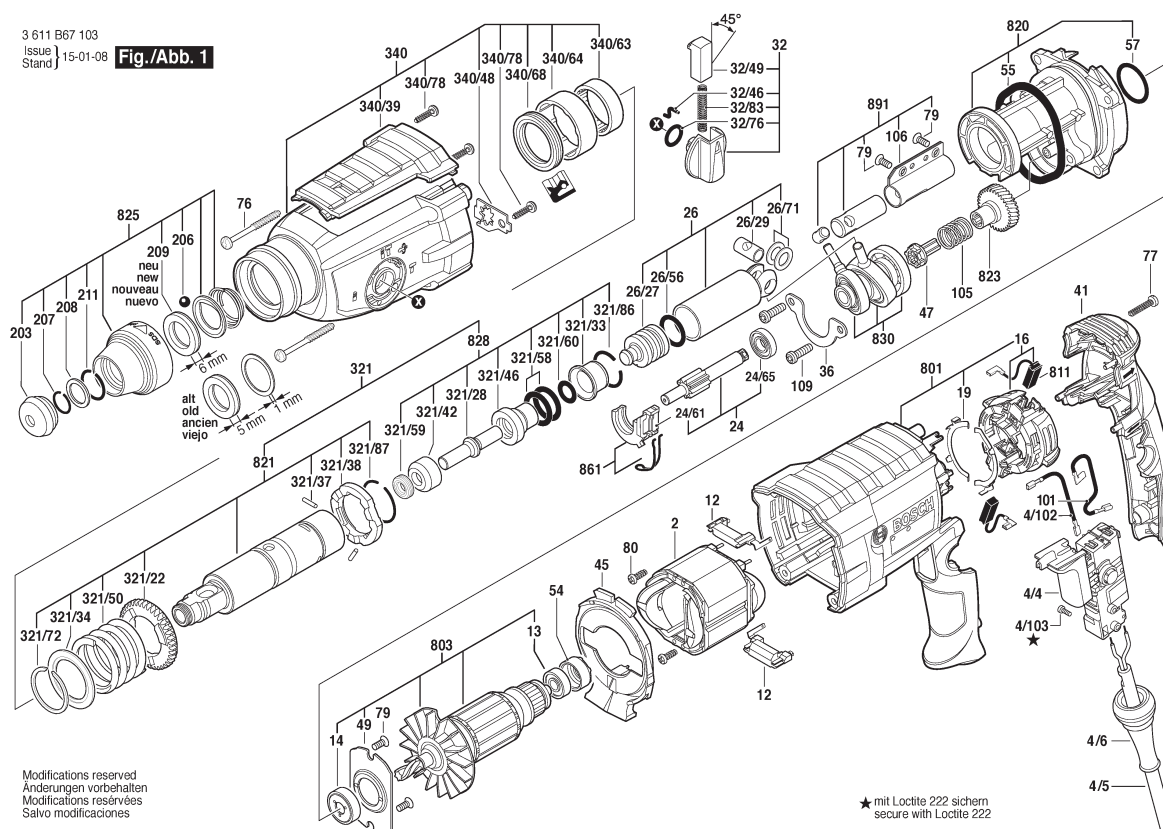
Item	Pc	Order no.	Description	LP in INR	Item	Pc	Order no.	Description	LP in INR
101	1	1 614 449 014	Connecting Cable .	31,00	820	1	1 617 000 6DX	Intermediate Flange .	1.009,00
103	1	1 619 P00 220	Torx Oval-Head Screw	31,00	821	1	1 617 000 564	Pipe .	1.450,00
106	1	1 614 611 022	Plain bearing .	73,00	822/124	1	1 611 316 021	Clamping Band Ø50 MM .	73,00
106/105	1	1 614 611 021	Compression Spring .	47,00	822/125	1	1 613 490 002	T-Head Bolt M8X40 MM .	76,00
321/22	1	1 616 312 004	Cylindrical Gear .	288,00	822/802	1	1 617 000 475	Support clamp .	84,00
321/28	1	1 613 124 081	Striker Pin .	235,00	823	1	1 617 000 579	Toothed Shaft .	1.514,00
321/33	1	1 610 590 014	Holding Jacket .	63,00	825	1	1 617 000 598	Tool Holding Fixture .	2.238,00
321/34	1	1 610 190 067	Supporting Disc .	31,00	840	1	1 617 000 581	Gear Housing .	887,00
321/37	3	1 613 100 019	Straight Pin	50,00	843	1	1 617 000 582	Protection Sleeve .	287,00
321/38	1	1 600 A00 8AG	Catch Disk .	97,00	861	1	1 615 820 097	Switching Element .	31,00
321/42	1	1 610 102 073	Thrust Ring .	117,00	864	1	1 617 000 A07	Supporting Disc .	146,00
321/46	1	1 610 390 051	Guide Bushing .	190,00	870	1	1 613 523 011	Drill Chuck Shank 1/2",	390,00
321/50	1	1 614 611 020	Compression Spring .	116,00	870/2	1	2 603 421 207	Countersunk-Head Screw	127,00
321/58	1	1 610 210 178	O-Ring .	47,00	871	1	1 608 571 088	Chuck .	269,00
321/59	1	1 610 283 035	Rotary shaft lip seal .	77,00	872	1	2 607 950 007	Chuck Wrench SG2 .	84,00
321/60	1	1 610 210 176	O-Ring 9,0X3,5 MM .	31,00	883	1	1 604 601 028	Retaining ring A22 DIN	31,00
321/62	1	1 610 210 179	O-Ring .	51,00					
321/72	1	1 604 601 027	Retaining ring .	31,00					
321/82	1	1 614 601 034	Retaining ring .	31,00					
321/83	1	1 604 601 028	Retaining ring A22 DIN	31,00					
651	1	2 603 001 009	Depth-Gauge .	222,00					
801	1	1 617 000 558	Motor Housing BLUE	1.009,00					
811	1	1 617 000 525	Carbon-Brush Set 220 V /	161,00					
811	1	1 607 000 485	Carbon-Brush Set 10 X 1	1.575,00					

Please observe: Repairing, modifying and testing of electro-tools are to be performed professionally. The safety regulations according to IEC, EN, VDE, AFNOR and other regulations of the individual countries are to be observed. Subject to change.

This price list supersedes all previous edition. Prices are subjected to change without any prior notice.

3 611 B67 103
Issue
Stand 15-01-08

Fig./Abb. 1



1 / 2

Model: 3 611 B67 1F0 = 230

Item	Pc	Order no.	Description	LP in INR	Item	Pc	Order no.	Description	LP in INR
2	1	1 619 P11 938	Field 230V .	678,00	36	1	1 615 808 106	Bearing Holder .	59,00
4/4	1	1 617 200 532	Switch .	647,00	41	1	1 615 500 428	Housing Cover .	155,00
4/5	1	1 619 P15 855	Power supply cord .		45	1	1 610 522 015	Air-Deflector Ring .	71,00
4/6	1	1 600 703 034	Grommet Ø7,3-Ø8,6X66	78,00	47	1	1 619 P18 790	Control Element .	
4/102	1	1 614 449 015	Connecting Cable .	31,00	49	1	1 615 700 044	End Shield .	59,00
4/103	1	1 613 435 034	Lens Head Screw 3X10 ST	148,00	54	1	1 610 502 016	Rubber Bushing .	39,00
12	2	1 600 A00 32J	Adapter module .	88,00	55	1	1 619 P18 144	O-Ring .	63,00
13	1	1 610 905 032	groove ball bearing 7X19X6	47,00	57	1	1 610 210 208	O-Ring 24,0X2,0 MM .	50,00
14	1	1 610 905 048	groove ball bearing 9X24X7	192,00	76	4	1 613 435 022	Thread-forming tap. Screw	31,00
16	1	1 619 P16 871	Brush Plate .	215,00	77	3	2 603 490 024	Torx Oval-Head Screw	50,00
19	2	1 616 B10 337	Switch Contact .	52,00	79	4	1 619 P07 062	Thread-Forming Screw .	36,00
24	1	1 617 000 6EJ	Toothed Shaft .	549,00	80	2	2 914 201 483	Torx Oval-Head Screw .	31,00
24/61	1	1 615 820 097	Switching Element .	31,00	101	1	1 614 449 014	Connecting Cable .	31,00
24/65	1	1 610 905 016	groove ball bearing .	146,00	105	1	1 614 643 027	Compression Spring .	59,00
26	1	1 617 000 6A5	Hammer Piston .	1.585,00	106	1	1 610 590 024	Protective Sleeve .	71,00
26/27	1	1 619 P16 681	Striker .	61,00	109	2	1 613 435 014	Torx Oval-Head Screw	50,00
26/56	1	1 610 210 121	O-Ring 17,0X3,0 MM	31,00	120	1	1 602 025 07H	Auxiliary Handle .	506,00
26/71	2	1 610 100 016	Guide Disc .	47,00	121	1	1 617 000 475	Support clamp .	84,00
26/97	1	1 600 A01 TD0	Piston Pin .	83,00	124	1	1 611 316 021	Clamping Band Ø50 MM .	73,00
32	1	1 619 P12 076	Clamp Handle .	115,00	125	1	1 613 490 002	T-Head Bolt M8X40 MM .	76,00
32/46	1	1 619 P09 571	Driver Pin .	40,00	203	1	1 610 508 047	Protective Cap .	62,00
32/49	1	1 612 026 035	Switch Button RED	50,00	206	1	1 613 230 003	Ball Ø7,3 MM .	55,00
32/76	1	1 610 210 046	O-Ring 10,5X2,7 MM .	53,00	207	1	1 614 601 027	Retaining ring .	31,00
32/83	1	1 614 611 006	Compression Spring .	73,00	208	1	1 610 101 629	Retaining Washer .	31,00

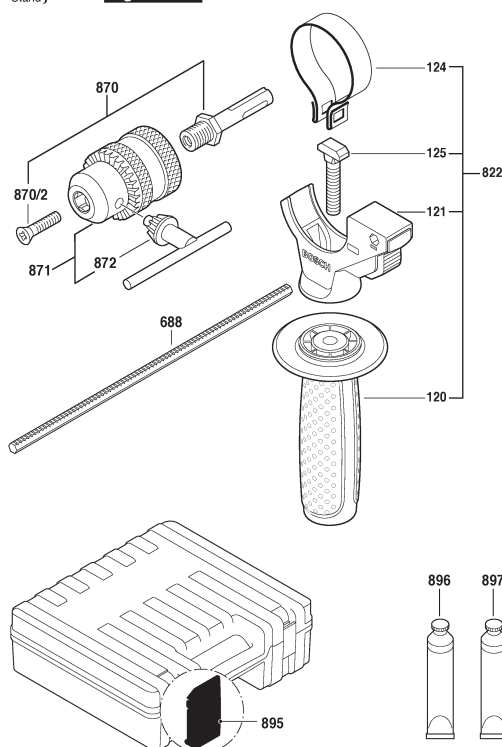
Please observe: Repairing, modifying and testing of electro-tools are to be performed professionally. The safety regulations according to IEC, EN, VDE, AFNOR and other regulations of the individual countries are to be observed. Subject to change.

This price list supersedes all previous edition. Prices are subjected to change without any prior notice.

 BOSCH Power Tools	Rotary Hammer	Model GBH 2-28 DV 3 611 B67 1F0 BO
---	----------------------	---

3 611 B67 103
Issue
Stand 15-01-08

Fig./Abb. 2



Modifications reserved
Änderungen vorbehalten
Modificaciones reservadas
Salvo modificaciones

2 / 2

Model: 3 611 B67 1F0 = 230	
----------------------------	--

Item	Pc	Order no.	Description	LP in INR	Item	Pc	Order no.	Description	LP in INR
209	1	1 610 102 638	Friction Washer .	92,00	340/78	3	2 603 490 022	Screw 4X16 .	30,00
211	1	2 916 540 012	Retaining ring DIN	31,00	688	1	1 613 001 009	Depth-Gauge SW 6X210	173,00
321	1	1 617 000 6CA	Toolholder .	3.405,00	801	1	1 617 000 6BS	Motor Housing .	694,00
321/22	1	1 616 312 004	Cylindrical Gear .	288,00	803	1	1 619 P12 114	Armature set 230V .	1.360,00
321/28	1	1 613 124 098	Striker Pin .	506,00	811	1	1 617 000 525	Carbon-Brush Set 220 V /	161,00
321/33	1	1 610 590 020	Holding Jacket .	90,00	811	1	1 607 000 485	Carbon-Brush Set 10 X 1	1.575,00
321/34	1	1 610 190 067	Supporting Disc .	31,00	820	1	1 617 000 6BT	Intermediate Flange .	634,00
321/37	3	1 613 100 019	Straight Pin	50,00	821	1	1 617 000 6C9	Tool Holding Fixture .	2.392,00
321/38	1	1 600 A00 8AG	Catch Disk .	97,00	822	1	1 602 025 08X	Auxiliary Handle .	596,00
321/42	1	1 610 102 084	Thrust Ring .	96,00	823	1	1 617 000 6BW	Gear Sleeve .	522,00
321/46	1	1 610 390 068	Guide Bushing .	553,00	825	1	1 617 000 6CB	Tool Holding Fixture .	405,00
321/50	1	1 614 615 008	Compression Spring .	103,00	828	1	1 617 000 697	Striker Pin .	1.009,00
321/58	2	1 610 210 105	O-Ring 18,0X3,5 MM .	115,00	830	1	1 617 000 6BX	Drive bearing .	1.585,00
321/59	1	1 600 A00 9VC	Shaft Seal .	146,00	861	1	1 615 820 097	Switching Element .	31,00
321/60	1	1 610 210 209	O-Ring 9,5X3,5 MM .	50,00	870	1	1 613 523 011	Drill Chuck Shank 1/2",	390,00
321/72	1	1 604 601 027	Retaining ring .	31,00	870/2	1	2 603 421 226	Countersunk-Head Screw	44,00
321/86	1	1 614 601 034	Retaining ring .	31,00	871	1	1 608 571 069	Chuck Ø1,5-13 MM, 1/2" .	424,00
321/87	1	1 604 601 028	Retaining ring A22 DIN	31,00	872	1	2 607 950 007	Chuck Wrench SG2 .	84,00
340	1	1 617 000 6BY	Gear Housing .	940,00	891	1	1 617 000 6BZ	Weight .	348,00
340/39	1	1 605 500 2CF	Cover .	149,00	895	1	1 615 438 431	Lock for 1 615 438 429 + 1	31,00
340/48	1	1 611 098 008	Tab Washer .	63,00	896	1	1 615 430 001	Grease Tube 225 ML .	563,00
340/63	1	1 610 910 063	Needle bearing	163,00	897	1	1 615 430 002	Grease Tube 225 ML .	2.864,00
340/64	1	1 610 390 069	Bushing .	116,00					
340/68	1	1 610 283 036	Rotary shaft lip seal .	157,00					

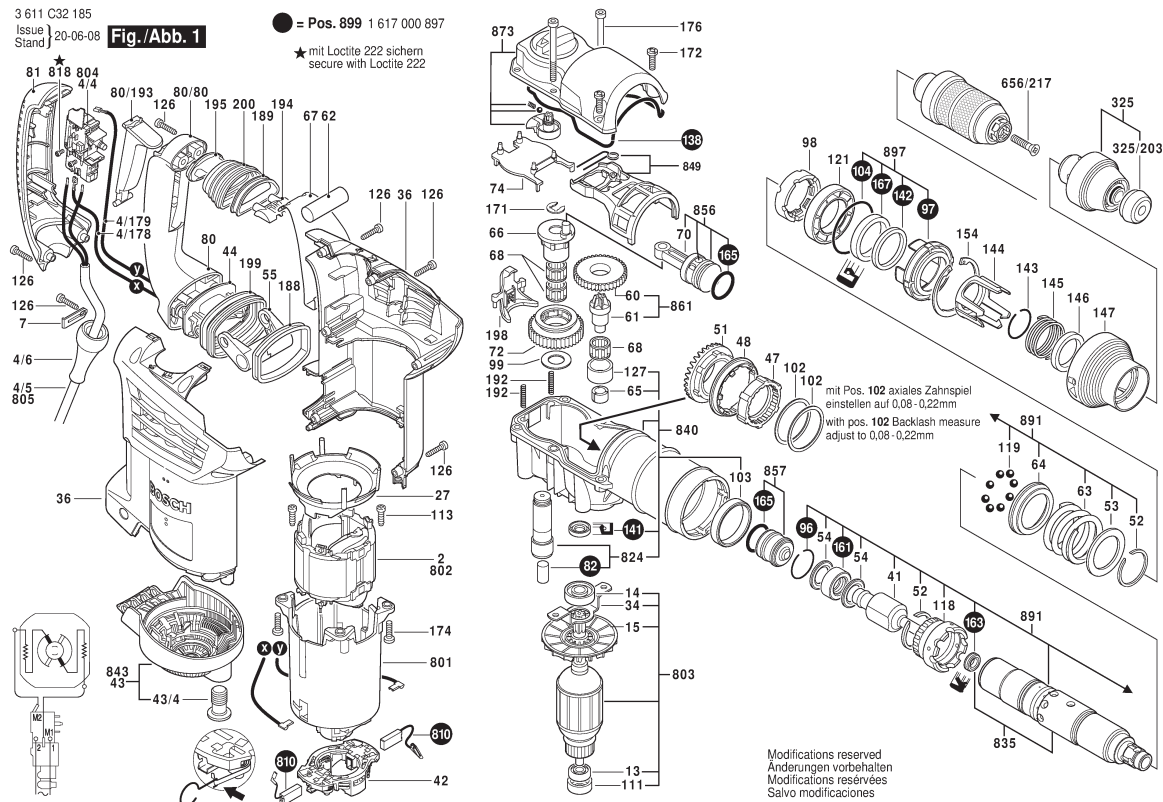
Please observe: Repairing, modifying and testing of electro-tools are to be performed professionally. The safety regulations according to IEC, EN, VDE, AFNOR and other regulations of the individual countries are to be observed. Subject to change.

This price list supersedes all previous edition. Prices are subjected to change without any prior notice.

3 611 C32 185
Issue
Stand 20-06-08

Fig./Abb. 1

● = Pos. 899 1 617 000 897
★ mit Loctite 222 sichern
secure with Loctite 222



1 / 3

Model: 3 611 C32 1K5 = 230

Item	Pc	Order no.	Description	LP in INR	Item	Pc	Order no.	Description	LP in INR
2	1	1 619 P08 340	Field 230V .	1.301,00	60	1	1 616 317 076	Cylindrical Gear .	414,00
4/4	1	1 617 200 127	Switch .	789,00	61	1	1 616 333 046	Pinion .	513,00
4/5	1	1 614 460 026	Power supply cord EU	971,00	62	1	1 610 026 002	Damping rubber .	49,00
4/6	1	1 600 703 034	Grommet Ø7,3-Ø8,6X66	78,00	63	1	1 614 611 026	Compression Spring .	147,00
4/178	1	1 614 412 055	Connecting Cable .	46,00	64	1	1 616 409 024	Clutch Ring .	277,00
4/179	1	1 614 412 056	Connecting Cable .	42,00	65	1	1 610 301 007	Plain bearing .	32,00
7	1	1 601 302 017	Fastening Clamp .	31,00	66	1	1 616 455 006	Eccentric .	1.438,00
13	1	2 600 905 032	Ball Bearing 7X19X6 .	169,00	67	1	1 616 232 006	Leaf Spring .	190,00
14	1	1 610 905 036	groove ball bearing	113,00	68	3	1 610 913 021	Needle-Roller Assembly .	83,00
15	1	1 616 610 100	Fan .	101,00	70	1	1 612 001 041	Connecting Rod .	505,00
27	1	1 610 591 043	Air-Deflector Ring BLACK	32,00	72	1	1 619 P11 452	Eccentric Cog Wheel .	1.101,00
34	1	1 611 322 004	Fixing Plate .	86,00	74	1	1 614 336 075	Support Plate .	32,00
36	1	1 615 104 049	Housing Section .	1.054,00	80/80	1	1 615 133 033	Handle BLUE	398,00
41	1	1 619 P11 442	Striker Pin .	827,00	80/193	1	1 612 026 126	Switch-Pawl RED	31,00
42	1	1 614 336 072	Brush Holder .	673,00	81	1	1 617 000 6AE	Handle Cover BLACK	346,00
43/4	1	1 613 490 007	Clamp Screw .	49,00	82	1	1 610 205 010	Felt Seal .	32,00
44	1	1 614 611 025	Rocker Foot BLACK	60,00	84	1	1 602 025 07H	Auxiliary Handle .	506,00
47	1	1 616 328 049	Gear Sleeve .	308,00	85	1	1 618 040 087	Support clamp .	201,00
48	1	1 610 290 085	Clutch Sleeve .	1.012,00	86	1	1 613 490 002	T-Head Bolt M8X40 MM .	76,00
51	1	1 616 333 044	Crown Gear .	1.796,00	87	1	1 611 316 019	Clamping Band Ø62 MM .	123,00
52	2	1 614 601 061	Spring retaining ring .	62,00	96	1	1 614 601 060	Retaining ring .	53,00
53	1	1 610 102 634	Supporting Disc .	80,00	97	1	1 610 314 005	Sealing Sleeve .	44,00
54	2	1 610 101 020	Stop Disc .	127,00	98	1	1 610 211 019	Spacer Sleeve .	37,00
55	2	1 612 099 001	Rocker Arm BLACK	60,00	99	1	1 610 101 626	Supporting Disc 1,0 MM	32,00

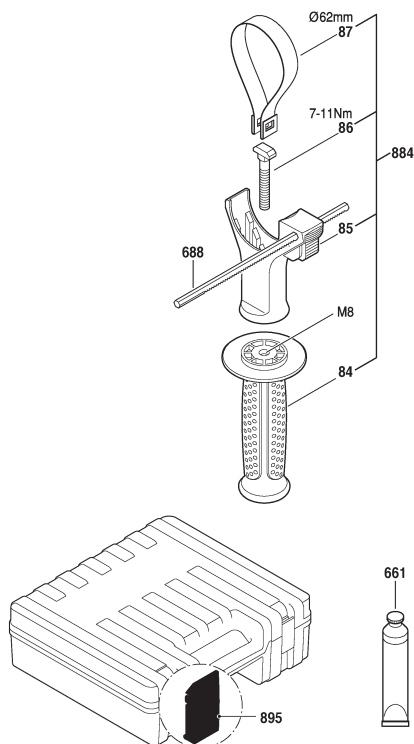
Please observe: Repairing, modifying and testing of electro-tools are to be performed professionally. The safety regulations according to IEC, EN, VDE, AFNOR and other regulations of the individual countries are to be observed. Subject to change.

This price list supersedes all previous edition. Prices are subjected to change without any prior notice.

 BOSCH Power Tools	Rotary Hammer	Model GBH 4-32 DFR 3 611 C32 1K5 BO
---	----------------------	--

3 611 C32 185
Issue
Stand 14-05-21

Fig./Abb. 2



Änderungen vorbehalten
Modifications reserved
Modifications réservées
Salvo modificaciones

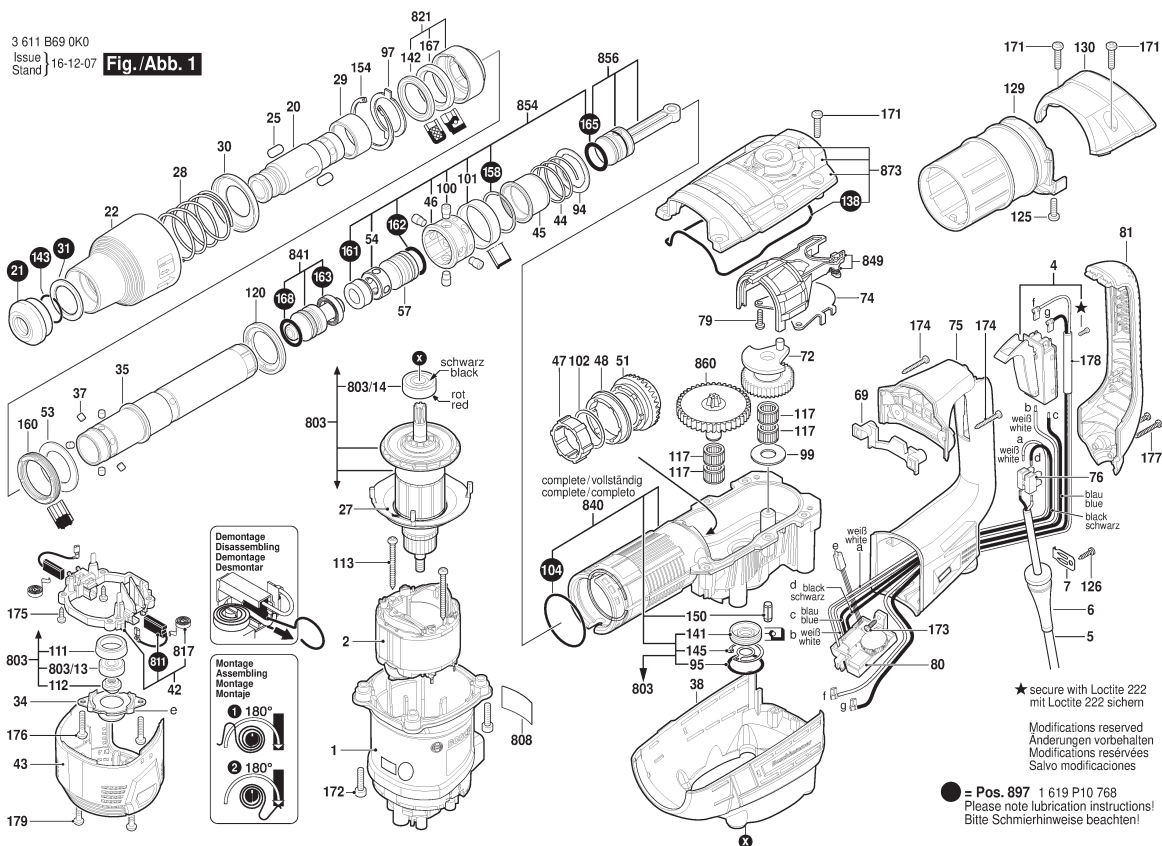
2 / 3

Model: 3 611 C32 1K5 = 230	
----------------------------	--

Item	Pc	Order no.	Description	LP in INR	Item	Pc	Order no.	Description	LP in INR
102	2	1 610 102 080	Shim 0,9 MM THICK	53,00	167	1	1 610 283 030	Rotary shaft lip seal DIN	226,00
102	2	1 610 102 079	Shim 0,8 MM THICK	52,00	171	1	2 916 080 911	Locking washer .	52,00
102	2	1 610 102 081	Shim 1,0 MM THICK	64,00	172	4	1 613 490 013	Thread-forming tap. Screw	53,00
103	1	1 610 200 027	Plain bearing .	112,00	174	4	1 613 490 014	Thread-forming tap. Screw	52,00
104	1	1 610 210 196	O-Ring 46,0X3,5 MM .	52,00	176	2	2 912 738 178	Socket head cap screw .	32,00
111	1	1 600 502 023	Intermediate Ring .	71,00	188	1	1 610 209 008	Grip-Spring Tensioning E .	31,00
113	2	1 613 435 038	Lens Head Screw .	53,00	189	1	1 610 209 009	Clamping Piece .	32,00
118	1	1 616 455 007	Clutch Sleeve .	1.791,00	192	2	1 614 611 016	Compression Spring .	53,00
119	8	1 903 230 013	Ball DIN 5401-Ø7MM-III-ST	73,00	194	1	1 610 099 008	Screw Plate .	61,00
121	1	1 610 200 028	Plain bearing .	222,00	195	1	1 610 099 009	Clamping Piece .	32,00
126	11	2 603 490 023	Torx Oval-Head Screw	31,00	198	1	1 612 099 000	Switch Slide .	32,00
127	1	1 610 422 021	Bushing .	108,00	199	1	1 610 284 002	Bellows .	151,00
138	1	1 611 015 058	Sealing Frame .	112,00	200	1	1 610 284 001	Bellows .	76,00
141	1	1 600 A00 89A	Rotary shaft lip seal .	220,00	325	1	1 619 P10 517	Tool Holding Fixture .	2.041,00
142	1	1 610 205 012	Felt Washer .	53,00	325/203	1	1 610 508 047	Protective Cap .	62,00
143	1	2 916 540 015	Retaining ring DIN 7993-28	53,00	656/217	1	2 603 421 229	Countersunk-Head Screw	52,00
144	1	1 610 241 001	Collar .	32,00	661	1	1 615 430 010	Grease Tube 30 ML .	120,00
145	1	1 614 611 023	Compression Spring .	53,00	688	1	1 613 001 008	Depth-Gauge SW 6X330	376,00
146	1	1 610 200 029	Backup ring .	82,00	801	1	1 615 108 150	Motor Housing BLACK	615,00
147	1	1 610 390 056	Guide Sleeve BLACK	83,00	803	1	1 614 010 252	Armature With Fan 230V .	3.748,00
154	1	1 614 601 062	Spring retaining ring .	64,00	810	1	1 614 321 079	Carbon-Brush Set .	376,00
161	1	1 610 290 092	Damping Ring .	177,00	818	2	2 603 410 001	Socket head cap screw	52,00
163	1	1 600 A00 9VC	Shaft Seal .	146,00	824	1	1 613 123 013	Eccentric Shaft .	528,00
165	2	1 610 210 199	O-Ring 21,0X3,5 MM .	53,00	835	1	1 615 806 229	Hammer Pipe .	4.367,00

Please observe: Repairing, modifying and testing of electro-tools are to be performed professionally. The safety regulations according to IEC, EN, VDE, AFNOR and other regulations of the individual countries are to be observed. Subject to change.

This price list supersedes all previous edition. Prices are subjected to change without any prior notice.



1 / 3

Model: 3 611 B69 0F0 = 230

Item	Pc	Order no.	Description	LP in INR	Item	Pc	Order no.	Description	LP in INR
1	1	1 619 P07 704	Motor Housing .	932,00	47	1	1 610 300 064	Gear Sleeve .	127,00
2	1	1 619 P08 323	Field 220-240V .	1.351,00	48	1	1 616 334 012	Clutch Sleeve .	93,00
4	1	1 619 P10 396	Switch .	1.111,00	51	1	1 619 P12 336	Crown Gear .	1.086,00
5	1	1 619 P15 735	Power supply cord 230V	1.052,00	53	1	1 610 290 068	Support Disc .	154,00
6	1	1 619 P07 722	Grommet .	80,00	54	1	1 619 P11 329	Guide Bushing .	406,00
7	1	1 601 302 019	Fastening Clamp .	65,00	57	1	1 618 710 091	Striker .	864,00
20	1	1 619 P10 164	Toolholder .	2.201,00	69	1	1 610 099 004	Retaining Bracket .	118,00
21	1	1 619 P07 829	Protective Cap .	145,00	72	1	1 600 A01 4S9	Eccentric Cog Wheel .	3.464,00
22	1	1 619 P10 160	Protection Sleeve .	1.021,00	74	1	1 611 921 001	Guide Plate .	77,00
25	2	1 619 P17 266	Stopping Device .	314,00	75	1	1 619 P10 176	Handle .	2.201,00
27	1	1 619 P07 739	Air-Deflector Ring .	95,00	76	1	1 619 P11 754	Terminal Block .	77,00
28	1	1 614 621 000	Compression Spring .	73,00	79	2	1 613 435 015	Torx Oval-Head Screw	54,00
29	1	1 619 P10 163	Bushing .	391,00	80	1	1 619 P09 589	Speed governor .	2.347,00
30	1	1 619 P10 162	Supporting Disc .	101,00	81	1	1 619 P10 177	Handle Cover .	1.000,00
31	1	1 619 P07 743	Supporting Disc .	226,00	84	1	1 612 025 060	Auxiliary Handle M8	227,00
34	1	1 619 P10 165	Flange .	110,00	85	1	1 619 P07 774	Support clamp .	301,00
35	1	1 619 P10 167	Hammer Pipe .	4.547,00	86	1	1 613 490 002	T-Head Bolt M8X40 MM .	76,00
37	6	1 619 P10 377	Cylindrical Roller .	70,00	87	1	1 619 P07 776	Clamping Band .	120,00
38	1	1 619 P10 168	Covering hood .	746,00	94	1	1 610 102 056	Friction Washer .	76,00
42	1	1 619 P07 754	Brush Holder .	588,00	95	1	1 610 210 173	O-Ring 32,0X1,5 MM .	48,00
43	1	1 619 P10 171	Fan Cover .	591,00	97	1	1 610 031 005	Locking washer .	119,00
44	1	1 619 P10 381	Compression Spring .	105,00	99	1	1 610 102 059	Support Disc .	75,00
45	1	1 610 499 070	Control Bushing .	503,00	100	4	1 613 120 022	Driving Pin .	57,00
46	1	1 619 P10 172	Perforated Ring .	100,00	101	1	1 610 499 073	Retaining snap ring .	198,00

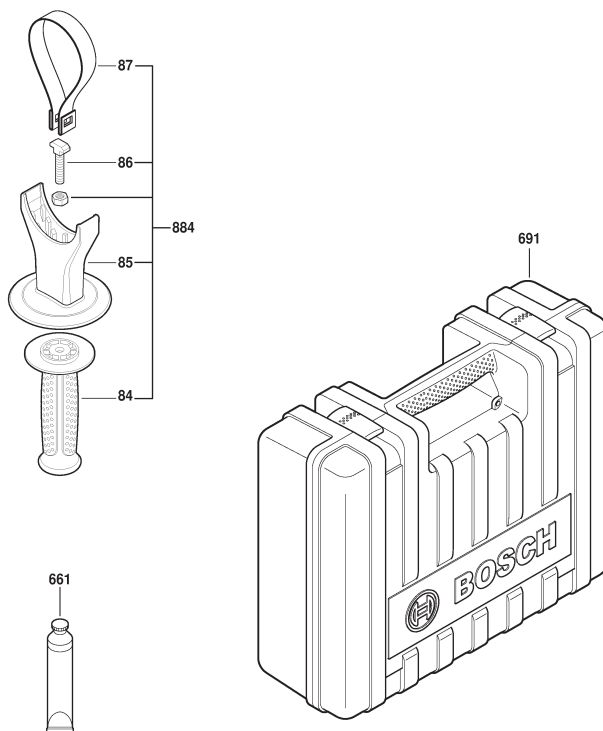
Please observe: Repairing, modifying and testing of electro-tools are to be performed professionally. The safety regulations according to IEC, EN, VDE, AFNOR and other regulations of the individual countries are to be observed. Subject to change.

This price list supersedes all previous edition. Prices are subjected to change without any prior notice.

 BOSCH Power Tools	Rotary Hammer	Model GBH 5-40 D 3 611 B69 0F0 BO
---	----------------------	--

3 611 B69 0K0
Issue
Stand 17-03-29

Fig./Abb. 2



Änderungen vorbehalten
Modifications reserved
Modifications réservées
Salvo modificaciones

2 / 3

Model: 3 611 B69 0F0 = 230	
----------------------------	--

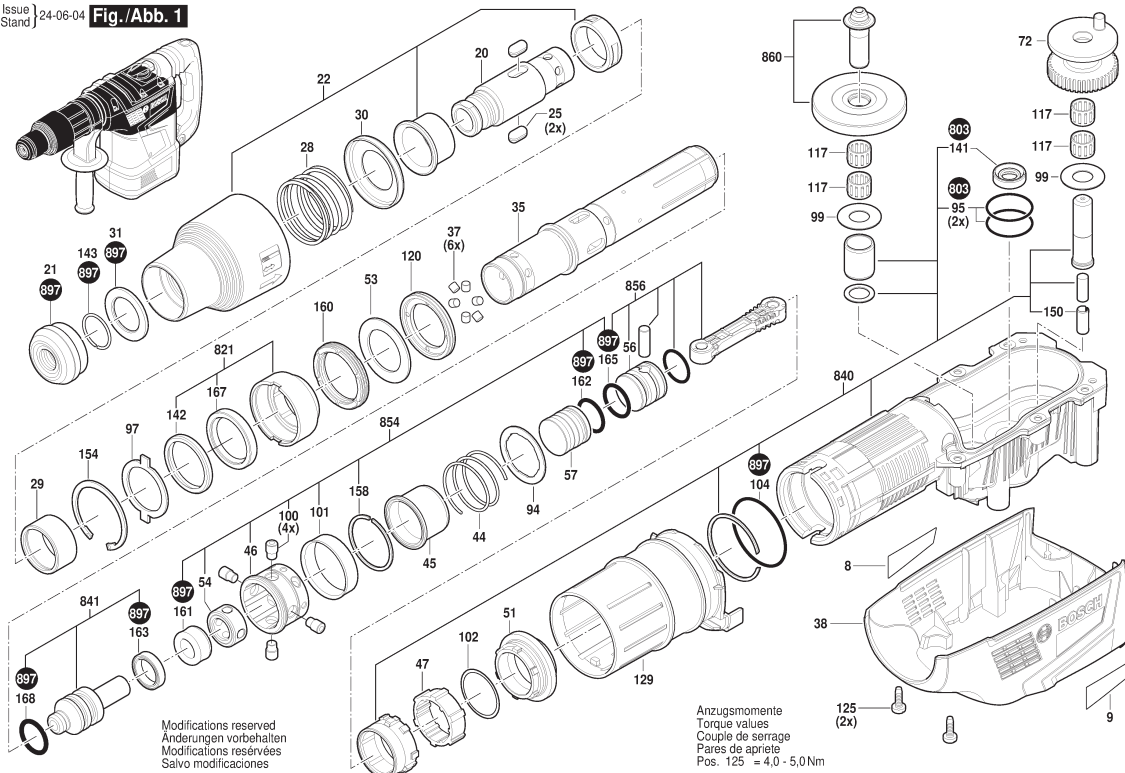
Item	Pc	Order no.	Description	LP in INR	Item	Pc	Order no.	Description	LP in INR
102	1	1 610 102 058	Shim 0,2 MM .	53,00	165	1	1 610 210 079	O-Ring 22,0X4,0 MM .	89,00
102	1	1 610 102 057	Shim 0,3 MM .	53,00	167	1	1 610 283 033	Rotary shaft lip seal .	101,00
104	1	1 610 210 160	O-Ring 52,0X2,0 MM .	52,00	168	1	1 610 210 144	O-Ring 22,0X3,0 MM .	50,00
111	1	1 610 290 064	Bushing .	50,00	171	4	1 619 P07 816	Torx Oval-Head Screw	37,00
112	1	1 619 P10 179	Ring Magnet .	232,00	172	4	1 613 435 013	Torx Oval-Head Screw	48,00
113	2	1 613 435 009	Tapping Screw	52,00	173	1	2 910 611 019	Tapping Screw DIN	31,00
117	4	1 610 913 004	Needle-Roller Assembly	86,00	174	4	1 613 435 012	Torx Oval-Head Screw	48,00
120	1	1 610 590 019	Stop Sleeve .	334,00	175	4	1 619 P00 228	Screw .	111,00
125	2	1 613 435 014	Torx Oval-Head Screw	50,00	176	2	1 613 435 012	Torx Oval-Head Screw	48,00
126	1	2 910 211 019	Tapping Screw DIN	32,00	177	2	2 603 490 024	Torx Oval-Head Screw	50,00
129	1	1 619 P10 181	Holding Sleeve .	368,00	178	1	1 619 P10 286	Connecting Cable .	190,00
130	1	1 619 P10 182	Cover .	181,00	179	2	1 619 P07 815	Screw .	37,00
138	1	1 611 015 053	Sealing Frame .	166,00	661	1	1 615 430 010	Grease Tube 30 ML .	120,00
141	1	1 610 290 066	Rotary shaft lip seal .	257,00	691	1	1 605 438 1D1	Carrying Case .	
142	1	1 619 P10 106	Rotary shaft lip seal .	148,00	803	1	1 619 P10 769	Armature 220-240V .	3.225,00
143	1	1 614 601 021	Retaining ring DIN	58,00	803/13	1	1 610 900 026	groove ball bearing 8X24X8	220,00
145	1	1 610 119 012	Spring retaining ring .	52,00	803/14	1	1 610 905 041	groove ball bearing	231,00
150	1	2 917 790 174	Slotted Spring Pin .	40,00	811	1	1 617 014 138	Carbon-Brush Set .	367,00
154	1	2 916 660 023	Spring retaining ring DIN	67,00	817	2	1 614 652 004	Spiral Spring .	294,00
158	1	1 614 601 070	Retaining ring .	66,00	821	1	1 619 P10 749	Bushing .	1.030,00
160	1	1 610 290 095	Damping Ring .	338,00	840	1	1 619 P10 770	Impact Mechanism	5.515,00
161	1	1 610 290 094	Damping Ring .	320,00	841	1	1 619 P10 752	Striker Pin .	1.929,00
162	1	1 610 210 204	O-Ring 22,5X3,5 MM .	77,00	849	1	1 617 000 839	Control Fork .	872,00
163	1	1 610 290 065	Seal Ring .	185,00	854	1	1 619 P10 847	Guide Bushing .	2.640,00

Please observe: Repairing, modifying and testing of electro-tools are to be performed professionally. The safety regulations according to IEC, EN, VDE, AFNOR and other regulations of the individual countries are to be observed. Subject to change.

This price list supersedes all previous edition. Prices are subjected to change without any prior notice.

3 611 B78 080
Issue
Stand 24-06-04

Fig./Abb. 1



1 / 3

Model: 3 611 B78 020

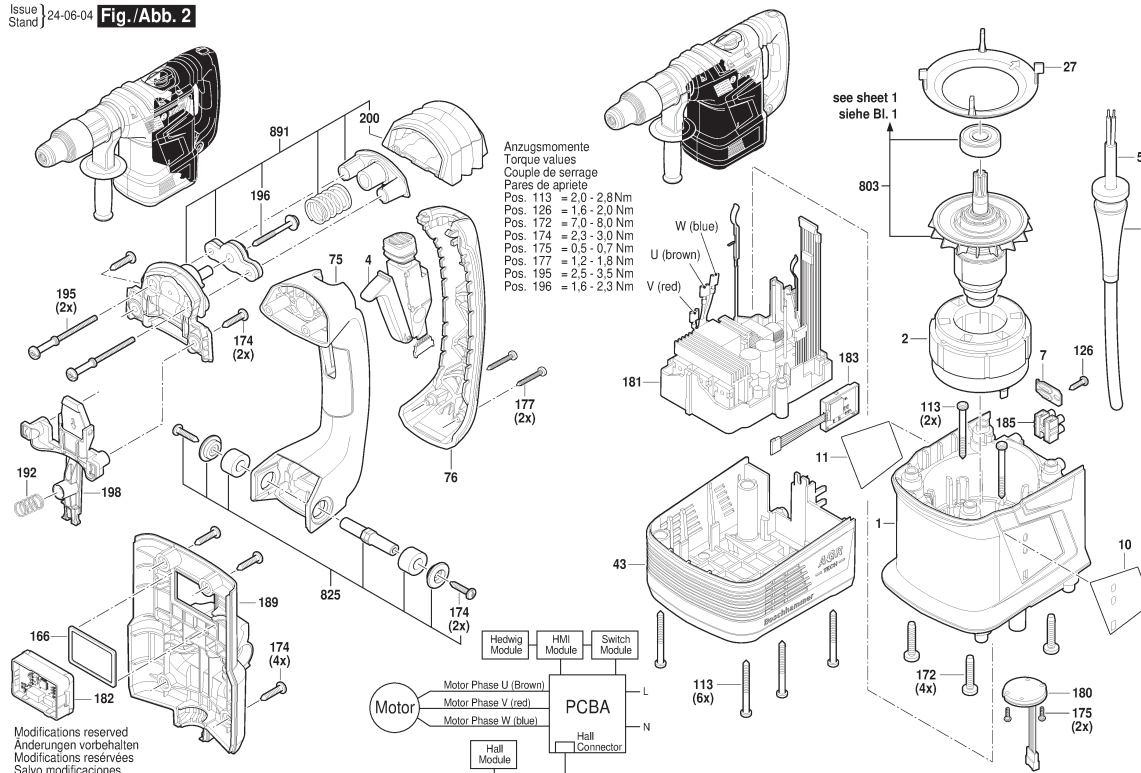
Item	Pc	Order no.	Description	LP in INR	Item	Pc	Order no.	Description	LP in INR
1	1	1 619 PS0 799	Motor Housing .	1.346,00	45	1	1 610 499 070	Control Bushing .	503,00
2	1	1 619 PS0 800	Stator .	2.035,00	46	1	1 619 PS0 818	Perforated Ring .	180,00
4	1	1 619 PS0 801	Switch .	711,00	47	1	1 610 300 064	Gear Sleeve .	127,00
5	1	1 614 460 040	Power supply cord .		48	1	1 616 334 012	Clutch Sleeve .	93,00
6	1	1 619 P07 722	Grommet .	80,00	51	1	1 619 P12 336	Crown Gear .	1.086,00
7	1	1 601 302 019	Fastening Clamp .	65,00	53	1	1 610 290 068	Support Disc .	154,00
8	1	1 619 PS0 809	Nameplate .		54	1	1 619 P11 329	Guide Bushing .	406,00
9	1	1 619 PS0 811	Manufacturer's nameplate		56	1	1 618 700 094	Hammer Piston .	208,00
10	1	1 619 PS0 812	Sticker .		57	1	1 618 710 091	Striker .	864,00
11	1	1 619 PS0 813	Sticker .		72	1	1 600 A01 4S9	Eccentric Cog Wheel .	3.464,00
20	1	1 619 PS0 814	Toolholder .	851,00	74	1	1 619 PS0 819	Guide Plate .	167,00
21	1	1 619 P07 829	Protective Cap .	145,00	75	1	1 619 PS0 820	Handle .	1.077,00
22	1	1 619 P10 160	Protection Sleeve .	1.021,00	76	1	1 619 PS0 821	Handle Cover .	504,00
25	2	1 619 P17 266	Stopping Device .	314,00	79	2	1 613 435 015	Torx Oval-Head Screw	54,00
27	1	1 619 PS0 815	Air-Deflector Ring .	106,00	84	1	1 602 025 09C	Auxiliary Handle .	573,00
28	1	1 614 621 000	Compression Spring .	73,00	85	1	1 619 P07 774	Support clamp .	301,00
29	1	1 619 P10 163	Bushing .	391,00	86	1	1 613 490 002	T-Head Bolt M8X40 MM .	76,00
30	1	1 619 P10 162	Supporting Disc .	101,00	87	1	1 619 P07 776	Clamping Band .	120,00
31	1	1 619 P07 743	Supporting Disc .	226,00	94	1	1 610 102 056	Friction Washer .	76,00
35	1	1 619 P14 626	Hammer Pipe .	2.037,00	95	2	1 610 210 173	O-Ring 32,0X1,5 MM .	48,00
37	6	1 619 P10 377	Cylindrical Roller .	70,00	97	1	1 610 031 005	Locking washer .	119,00
38	1	1 619 PS0 816	Covering hood .	473,00	99	2	1 610 102 059	Support Disc .	75,00
43	1	1 619 PS0 817	Fan Cover .	627,00	100	4	1 613 120 022	Driving Pin .	57,00
44	1	1 619 P10 381	Compression Spring .	105,00	101	1	1 619 P11 332	Retaining snap ring .	209,00

Please observe: Repairing, modifying and testing of electro-tools are to be performed professionally. The safety regulations according to IEC, EN, VDE, AFNOR and other regulations of the individual countries are to be observed. Subject to change.

This price list supersedes all previous edition. Prices are subjected to change without any prior notice.

3 611 B78 080
Issue 24-06-04
Stand

Fig./Abb. 2



2 / 3

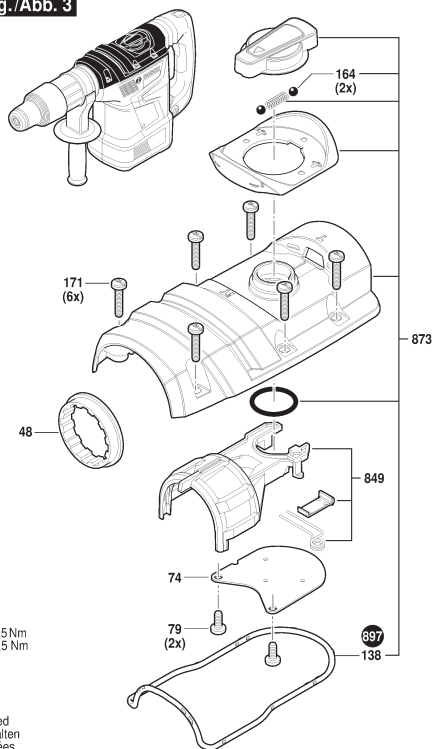
Model: 3 611 B78 020

Item	Pc	Order no.	Description	LP in INR	Item	Pc	Order no.	Description	LP in INR
102	1	1 610 102 058	Shim 0,2 MM .	53,00	168	1	1 610 210 144	O-Ring 22,0X3,0 MM .	50,00
102	1	1 610 102 057	Shim 0,3 MM .	53,00	171	6	1 613 435 016	Torx Oval-Head Screw	51,00
104	1	1 610 210 160	O-Ring 52,0X2,0 MM .	52,00	172	4	1 613 435 013	Torx Oval-Head Screw	48,00
113	8	3 603 435 037	Tapping Screw .	39,00	174	8	1 613 435 012	Torx Oval-Head Screw	48,00
117	4	1 619 P07 713	Needle-Roller Assembly .	74,00	175	2	1 619 P00 220	Torx Oval-Head Screw	31,00
120	1	1 610 590 019	Stop Sleeve .	334,00	177	2	1 619 P07 821	Screw SILVER	37,00
125	2	1 613 435 014	Torx Oval-Head Screw	50,00	180	1	1 619 PS0 824	Electronic Module .	715,00
126	1	2 603 490 021	Screw 4X16 .	30,00	181	1	1 619 PS0 825	Electronic Module .	8.100,00
129	1	1 619 P10 181	Holding Sleeve .	368,00	182	1	1 619 PS1 114	Electronic Module .	1.490,00
138	1	1 619 P10 252	Sealing Frame .	68,00	182	1	1 619 PS0 826	Electronic Module .	
141	1	1 619 PS0 822	Rotary shaft lip seal .	422,00	183	1	1 619 PS0 827	Module .	994,00
142	1	1 619 P10 106	Rotary shaft lip seal .	148,00	185	1	1 619 P11 754	Terminal Block .	77,00
143	1	1 614 601 021	Retaining ring DIN	58,00	189	1	1 619 PS0 828	Bearing Pedestal .	661,00
150	1	2 917 790 174	Slotted Spring Pin .	40,00	192	1	1 614 611 019	Compression Spring .	26,00
154	1	2 916 660 023	Spring retaining ring DIN	67,00	195	2	1 613 490 015	Torx Oval-Head Screw .	64,00
158	1	1 614 601 070	Retaining ring .	66,00	196	1	1 613 435 019	Screw and washer	56,00
160	1	1 610 290 095	Damping Ring .	338,00	198	1	1 619 PS0 829	Control Lever .	191,00
161	1	1 600 A02 AM8	Damping Ring .	249,00	200	1	1 610 284 000	Bellows .	202,00
162	1	1 610 210 204	O-Ring 22,5X3,5 MM .	77,00	803	1	1 619 PS0 501	Rotor .	3.938,00
163	1	1 610 290 065	Seal Ring .	185,00	821	1	1 619 P10 749	Bushing .	1.030,00
164	2	1 903 230 011	Ball DIN 5401-6 G28 .	30,00	825	1	1 619 PS0 512	Bearing Shaft .	309,00
165	1	1 610 210 079	O-Ring 22,0X4,0 MM .	89,00	840	1	1 619 PS0 502	Impact Mechanism	4.143,00
166	1	1 619 PS0 823	Sealing Ring .	88,00	841	1	1 619 PS0 503	Striker Pin .	1.238,00
167	1	1 610 283 033	Rotary shaft lip seal .	101,00	849	1	1 617 000 839	Control Fork .	872,00

Please observe: Repairing, modifying and testing of electro-tools are to be performed professionally. The safety regulations according to IEC, EN, VDE, AFNOR and other regulations of the individual countries are to be observed. Subject to change.

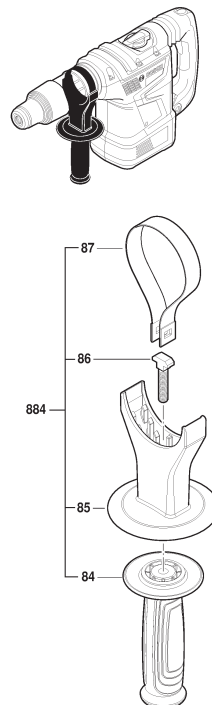
This price list supersedes all previous edition. Prices are subjected to change without any prior notice.

3 611 B78 080
Issue } 24-06-04
Stand }

Fig./Abb. 3

Anzugsmomente
Torque values
Couple de serrage
Pares de apriete
Pos. 79 = 4,0 - 5,5 Nm
Pos. 171 = 4,5 - 5,5 Nm

Modifications reserved
Änderungen vorbehalten
Modifications réservées
Salvo modificaciones



3 / 3

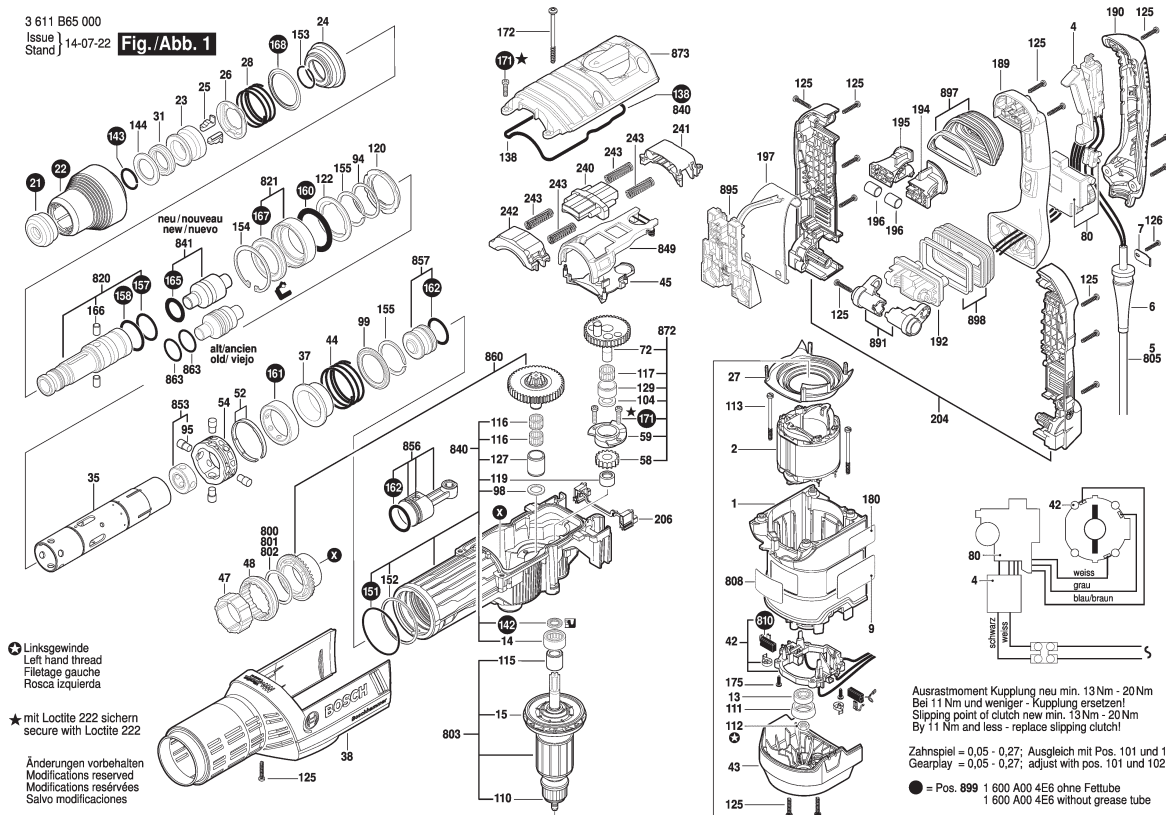
[illegible]

Please observe: Repairing, modifying and testing of electro-tools are to be performed professionally. The safety regulations according to IEC, EN, VDE, AFNOR and other regulations of the individual countries are to be observed. Subject to change.

This price list supersedes all previous edition. Prices are subjected to change without any prior notice.

3 611 B65 000
Issue
14-07-22

Fig./Abb. 1



1 / 3

Model: 3 611 B65 0F0 = 230

Item	Pc	Order no.	Description	LP in INR	Item	Pc	Order no.	Description	LP in INR
1	1	1 615 108 165	Motor Housing .	1.516,00	44	1	1 614 621 020	Compression Spring .	167,00
2	1	1 614 220 124	Field 220-240V .	1.710,00	45	1	1 610 591 052	Holding-Down-Appliance .	97,00
4	1	1 617 200 130	Switch .	1.569,00	47	1	1 610 300 076	Gear Sleeve .	440,00
5	1	1 619 P15 856	Power supply cord .		48	1	1 619 990 177	Clutch Sleeve .	514,00
6	1	1 610 703 053	Grommet Ø9,7-Ø12X89	67,00	52	1	1 610 224 015	Retaining snap ring .	50,00
7	1	1 601 302 018	Fastening Clamp .	53,00	54	1	1 600 A01 924	Spacer Tube .	220,00
9	2	1 601 11C 0U7	Manufacturer's nameplate		58	1	1 616 317 620	Cylindrical Gear .	588,00
13	1	1 610 900 026	groove ball bearing 8X24X8	220,00	59	1	1 615 805 074	Bearing Pedestal .	846,00
14	1	1 610 910 096	Needle-Roller Bearing .	508,00	72	1	1 616 317 090	Eccentric Cog Wheel .	3.815,00
15	1	1 616 610 109	Fan .	530,00	80	1	1 607 233 5R2	Speed governor .	3.326,00
21	1	1 610 508 038	Protective Cap .	102,00	84	1	1 602 025 07H	Auxiliary Handle .	506,00
22	1	1 610 591 051	Protection Sleeve .	404,00	85	1	1 618 040 095	Support clamp .	403,00
23	1	1 610 520 006	Stop Sleeve .	779,00	94	1	1 610 290 111	Supporting Disc .	148,00
24	1	1 610 500 025	Headed Bush .	376,00	95	4	1 613 120 023	Driving Pin .	284,00
25	2	1 612 300 027	Stopping Device .	592,00	98	1	1 610 101 015	Shim ring 1,0 MM THICK	41,00
26	1	1 600 A01 9WL	Indexing Disk .	286,00	99	1	1 600 220 029	Backup ring .	153,00
27	1	1 600 591 05C	Air-Deflector Ring .	132,00	104	1	1 610 190 027	Stop Disc .	164,00
28	1	1 614 621 010	Compression Spring .	92,00	110	1	1 610 190 073	Seal Ring .	47,00
31	1	1 610 290 129	Damping Ring .	124,00	111	1	1 610 290 046	Bushing .	50,00
35	1	1 615 806 249	Hammer Pipe .	5.843,00	112	1	1 613 300 007	Hex Nut .	50,00
37	1	1 610 322 018	Control Bushing .	585,00	113	2	1 613 412 001	Tapping Screw B 4,8X68	44,00
38	1	1 615 190 177	Covering hood .	2.302,00	115	1	1 610 300 086	Bushing .	307,00
42	1	1 614 336 090	Brush Holder .	1.615,00	116	2	1 610 913 029	Needle-Roller Assembly .	146,00
43	1	1 615 500 435	Brush-Cover .	423,00	117	1	1 610 913 023	Needle-Roller Assembly .	440,00

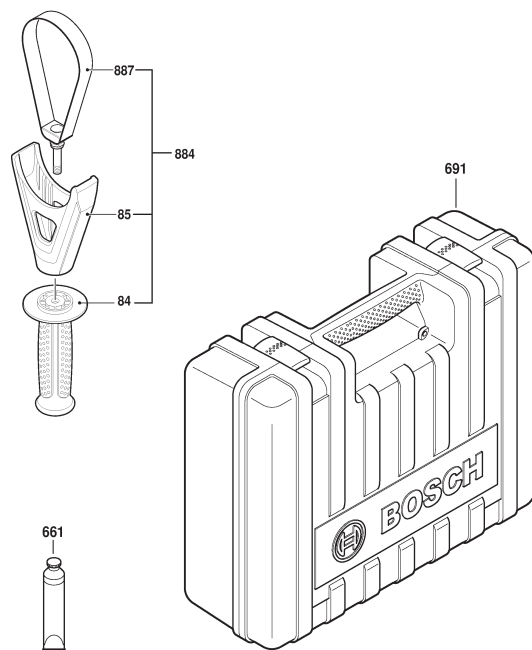
Please observe: Repairing, modifying and testing of electro-tools are to be performed professionally. The safety regulations according to IEC, EN, VDE, AFNOR and other regulations of the individual countries are to be observed. Subject to change.

This price list supersedes all previous edition. Prices are subjected to change without any prior notice.

 BOSCH Power Tools	Rotary Hammer	Model GBH 8-45 DV 3 611 B65 0F0 BO
---	----------------------	---

3 611 B65 000
Issue
Stand 17-03-29

Fig./Abb. 2



Änderungen vorbehalten
Modifications reserved
Modifications réservées
Salvo modificaciones

2 / 3

Model: 3 611 B65 0F0 = 230									
----------------------------	--	--	--	--	--	--	--	--	--

Item	Pc	Order no.	Description	LP in INR	Item	Pc	Order no.	Description	LP in INR
119	1	1 610 910 081	Needle-Roller Bearing .	468,00	168	1	1 610 206 027	Packing Washer .	58,00
120	1	1 610 190 080	Spacer Tube .	853,00	171	4	1 613 414 026	Torx socket button screw .	50,00
122	1	1 610 290 128	Spacer Ring .	167,00	172	4	1 613 435 041	Torx Oval-Head Screw .	57,00
125	16	1 613 435 040	Torx Oval-Head Screw .	48,00	175	4	2 603 490 021	Torx Oval-Head Screw	31,00
126	1	2 603 490 023	Torx Oval-Head Screw	31,00	189	1	1 615 133 038	Handle .	1.173,00
127	1	1 610 300 079	Bushing .	156,00	190	1	1 615 500 438	Handle Cover .	613,00
129	1	1 610 300 080	Bushing .	167,00	192	1	1 614 611 028	Rocker Foot .	203,00
138	1	1 611 015 064	Sealing Frame .	294,00	194	1	1 610 099 018	Screw Plate .	129,00
142	1	1 610 290 112	Rotary shaft lip seal .	161,00	195	1	1 610 099 019	Screw Plate .	129,00
143	1	1 614 601 072	Retaining ring .	50,00	196	2	1 610 026 004	Damping rubber .	46,00
144	1	1 610 103 025	Supporting Disc .	186,00	197	1	1 616 232 000	Leaf Spring .	455,00
151	1	1 610 210 222	O-Ring .	48,00	204	1	1 615 102 162	Rear Housing Section .	852,00
152	1	1 614 601 073	Retaining ring .	58,00	206	1	1 612 386 006	Holding strip .	47,00
153	1	2 916 540 017	Retaining ring DIN 7993 A	31,00	240	1	1 600 A00 0K3	Counterweight .	427,00
154	1	2 916 660 027	Spring retaining ring DIN	159,00	241	1	1 615 190 181	Guide Piece .	86,00
155	2	1 614 601 074	Retaining ring .	63,00	242	1	1 615 190 182	Guide Piece .	86,00
157	1	1 610 210 103	O-Ring 33,0X2,0 MM .	113,00	243	4	1 614 621 013	Compression Spring .	45,00
158	1	1 610 210 224	O-Ring .	50,00	661	1	1 615 430 010	Grease Tube 30 ML .	120,00
160	1	1 610 210 246	O-Ring .	105,00	691	1	1 615 438 51A	Carrying Case .	
161	1	1 610 210 227	Damping Ring .	491,00	801	1	1 610 102 096	Shim 0,45 MM .	60,00
162	2	1 600 210 080	O-Ring .	166,00	802	1	1 610 102 095	Shim 0,30 MM .	47,00
165	1	1 610 290 125	Seal Ring .	703,00	803	1	1 614 010 267	Armature 230V .	7.773,00
166	6	1 613 200 020	Cylindrical Roller .	110,00	808	1	1 601 11A 3H5	Nameplate .	
167	1	1 610 290 12A	Rotary shaft lip seal .	144,00	810	1	1 617 014 145	Carbon-Brush Set .	733,00

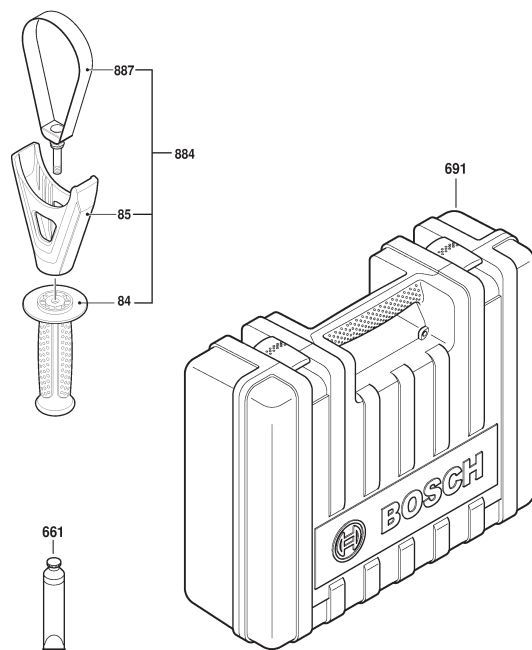
Please observe: Repairing, modifying and testing of electro-tools are to be performed professionally. The safety regulations according to IEC, EN, VDE, AFNOR and other regulations of the individual countries are to be observed. Subject to change.

This price list supersedes all previous edition. Prices are subjected to change without any prior notice.

 BOSCH Power Tools	Rotary Hammer	Model GBH 8-45 DV 3 611 B65 0F0 BO
---	----------------------	---

3 611 B65 000
Issue
Stand 17-03-29

Fig./Abb. 2



Änderungen vorbehalten
Modifications reserved
Modifications réservées
Salvo modificaciones

3 / 3

Model: 3 611 B65 0F0 = 230									
Item	Pc	Order no.	Description	LP in INR	Item	Pc	Order no.	Description	LP in INR
820	1	1 618 597 102	Toolholder .	7.415,00					
821	1	1 610 508 058	Plain bearing .	1.173,00					
840	1	1 617 000 A29	Impact Mechanism	10.467,00					
841	1	1 617 000 A4R	Striker Pin .	2.212,00					
849	1	1 617 000 A31	Control Fork .	1.004,00					
853	1	1 610 231 004	Guide Bushing .	1.637,00					
856	1	1 617 000 A32	Hammer Piston .	2.081,00					
857	1	1 617 000 A33	Striker .	1.467,00					
860	1	1 607 000 EL4	Spur Wheel Clutch .	9.032,00					
863	1	1 610 210 229	O-Ring .	95,00					
872	1	1 617 000 A35	Eccentric .	5.320,00					
873	1	1 617 000 A36	Housing Cover .	2.493,00					
884	1	1 612 025 004	Auxiliary Handle .	2.567,00					
887	1	1 617 000 807	Clamping Band Ø87 MM .	813,00					
891	1	1 612 099 005	Rocker Arm .	733,00					
895	1	1 613 120 024	Diaphragm .	1.615,00					
897	1	1 610 415 005	Bellows .	2.477,00					
898	1	1 610 415 004	Bellows .	2.497,00					
899	1	1 600 A00 4E6	Service package .	3.312,00					

Please observe: Repairing, modifying and testing of electro-tools are to be performed professionally. The safety regulations according to IEC, EN, VDE, AFNOR and other regulations of the individual countries are to be observed. Subject to change.

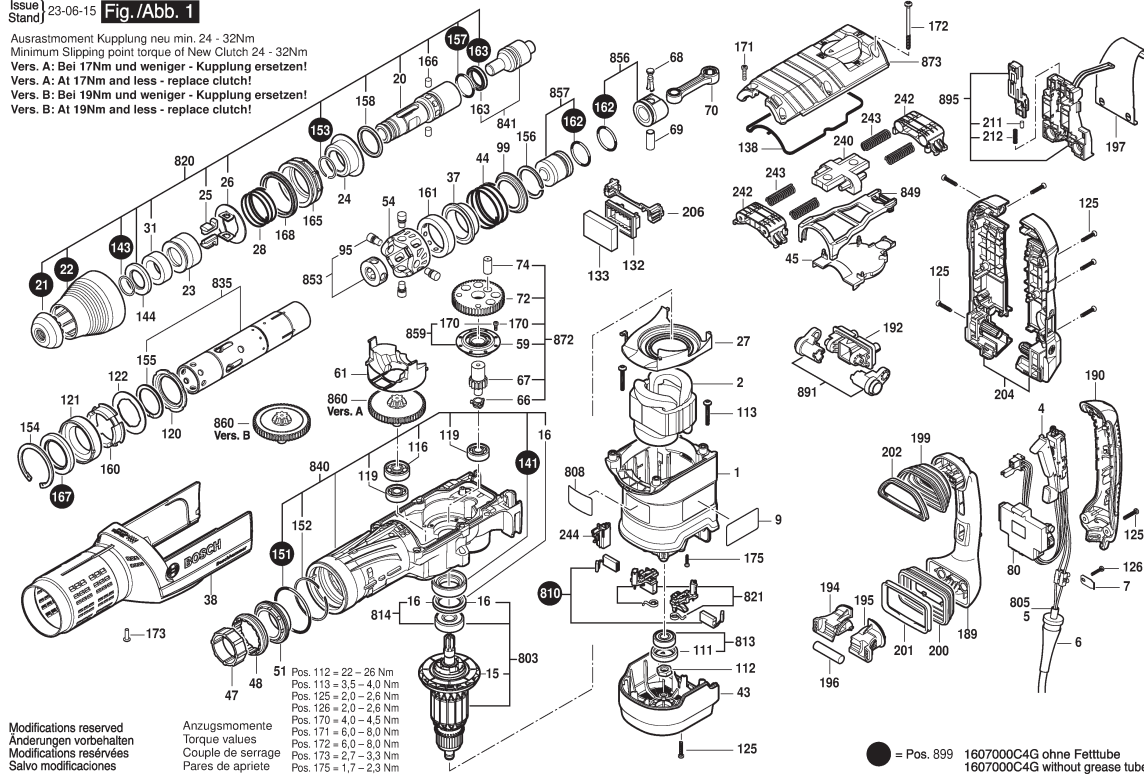
This price list supersedes all previous edition. Prices are subjected to change without any prior notice.

3 611 B66 000

Issue/Stand

Fig./Abb. 1

Austrastmoment Kupplung neu min. 24 - 32Nm
Minimum Slipping point torque of New Clutch 24 - 32Nm
Vers. A: Bei 17Nm und weniger - Kupplung ersetzen!
Vers. A: At 17Nm and less - replace clutch!
Vers. B: Bei 19Nm und weniger - Kupplung ersetzen!
Vers. B: At 19Nm and less - replace clutch!



1 / 3

Model: 3 611 B66 0F0 =

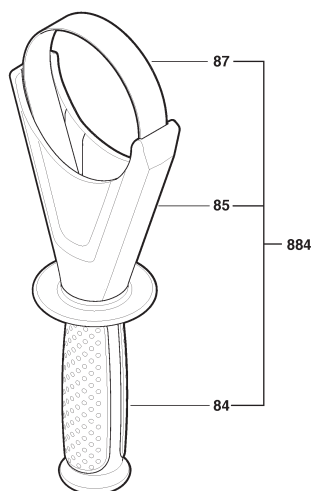
Item	Pc	Order no.	Description	LP in INR	Item	Pc	Order no.	Description	LP in INR
1	1	1 615 108 172	Motor Housing .	1.255,00	48	1	1 619 990 179	Clutch Sleeve .	376,00
2	1	1 604 220 23P	Field 230V .	3.128,00	51	1	1 616 333 053	Crown Gear .	3.225,00
4	1	1 617 200 130	Switch .	1.569,00	54	1	1 600 A00 218	Spacer Tube .	170,00
6	1	1 610 703 053	Grommet Ø9,7-Ø12X89	67,00	59	1	1 615 805 079	Bearing Pedestal .	493,00
7	1	1 601 302 018	Fastening Clamp .	53,00	61	1	1 600 A00 15E	grease distributor .	153,00
9	1	1 601 11A 48A	Manufacturer's nameplate		66	1	1 600 210 246	Rubber Ring .	118,00
15	1	1 616 610 114	Fan .	397,00	67	1	1 600 A00 0XS	Eccentric Shaft .	655,00
16	1	1 600 A00 15D	Clamp ring .	88,00	68	1	1 600 A00 15F	Pickup Clip .	114,00
20	1	1 618 597 105	Toolholder .	7.910,00	69	1	1 613 100 040	Piston Pin .	143,00
21	1	1 600 A00 1XC	Protective Cap .	195,00	70	1	1 600 A00 1Y6	Connecting Rod .	806,00
22	1	1 610 591 054	Protection Sleeve .	322,00	72	1	1 616 317 622	Eccentric Cog Wheel .	1.535,00
23	1	1 610 520 007	Stop Sleeve .	677,00	74	1	1 600 A00 0XT	Eccentric Bolt .	140,00
24	1	1 610 500 026	Headed Bush .	314,00	80	1	1 607 233 461	Speed governor .	3.172,00
25	2	1 612 300 025	Stopping Device .	384,00	84	1	1 602 025 07H	Auxiliary Handle .	506,00
26	1	1 610 290 027	Indexing Disk .	136,00	85	1	1 618 040 097	Support clamp .	229,00
27	1	1 600 591 056	Air-Deflector Ring .	91,00	87	1	1 611 316 038	Clamping Band .	267,00
28	1	1 614 621 017	Compression Spring .	175,00	95	4	1 613 120 025	Driving Pin .	185,00
31	1	1 610 290 123	Damping Ring .	176,00	99	1	1 600 A00 5BD	Supporting Disc .	374,00
37	1	1 610 322 019	Control Bushing .	327,00	111	1	1 615 801 027	Bushing .	140,00
38	1	1 615 190 186	Covering hood .	1.502,00	112	1	1 613 300 009	Hex Nut .	119,00
43	1	1 615 500 447	Brush-Cover .	459,00	113	2	1 603 435 07A	Torx Oval-Head Screw .	40,00
44	1	1 614 621 016	Compression Spring .	179,00	116	1	1 600 905 035	groove ball bearing	320,00
45	1	1 610 591 053	Holding-Down-Appliance .	95,00	119	2	1 600 900 041	groove ball bearing .	140,00
47	1	1 610 300 082	Gear Sleeve .	337,00	120	1	1 610 190 078	Spacer bushing .	218,00

Please observe: Repairing, modifying and testing of electro-tools are to be performed professionally. The safety regulations according to IEC, EN, VDE, AFNOR and other regulations of the individual countries are to be observed. Subject to change.

This price list supersedes all previous edition. Prices are subjected to change without any prior notice.

 BOSCH Power Tools	Rotary Hammer	Model GBH 12-52 DV 3 611 B66 0F0 BO
---	----------------------	--

3 611 B66 000
Issue 15-09-25
Stand Fig./Abb. 2



Modifications reserved
Änderungen vorbehalten
Modifications réservées
Salvo modificaciones

2 / 3

Model: 3 611 B66 0F0 =									
------------------------	--	--	--	--	--	--	--	--	--

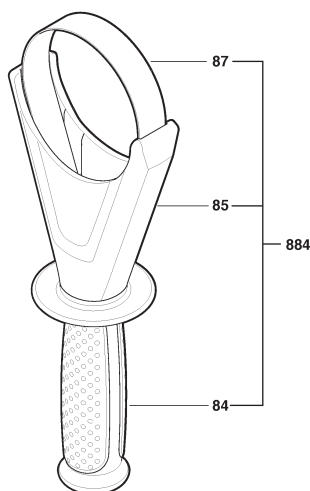
Item	Pc	Order no.	Description	LP in INR	Item	Pc	Order no.	Description	LP in INR
121	1	1 615 805 080	Plain bearing .	740,00	167	1	1 610 290 124	Rotary shaft lip seal .	294,00
122	1	1 610 290 122	Spacer Ring .	156,00	168	1	1 600 A00 1XD	Seal Ring .	132,00
125	15	1 613 435 040	Torx Oval-Head Screw .	48,00	170	3	1 600 A00 15H	Torx socket button screw .	40,00
126	1	2 603 490 023	Torx Oval-Head Screw	31,00	171	2	1 613 414 026	Torx socket button screw .	50,00
132	1	1 605 500 44M	Cover .	53,00	172	4	1 613 435 041	Torx Oval-Head Screw .	57,00
133	1	1 610 205 016	Felt .	54,00	173	1	1 613 490 024	Torx Oval-Head Screw	46,00
138	1	1 611 015 065	Sealing Frame .	220,00	175	2	1 603 435 07D	Torx Oval-Head Screw .	74,00
141	1	1 610 290 119	Shaft Seal .	205,00	189	1	1 615 133 038	Handle .	1.173,00
143	1	1 614 601 071	Retaining ring .	47,00	190	1	1 615 500 438	Handle Cover .	613,00
144	1	1 610 101 023	Supporting Disc .	229,00	192	1	1 614 611 028	Rocker Foot .	203,00
151	1	1 610 210 236	O-Ring .	148,00	194	1	1 600 A00 1XE	Screw Plate .	97,00
152	1	1 614 601 022	Retaining ring .	33,00	195	1	1 600 A00 1XF	Screw Plate .	91,00
153	1	2 916 540 018	Retaining ring DIN	30,00	196	1	1 600 A00 2PC	Damping rubber .	148,00
154	1	2 916 660 040	Spring retaining ring DIN	48,00	197	1	1 616 232 000	Leaf Spring .	455,00
155	1	1 614 601 080	Spring retaining ring .	85,00	199	1	1 610 284 012	Bellows .	294,00
156	1	1 600 150 01V	Spring retaining ring .	264,00	200	1	1 610 284 013	Bellows .	294,00
157	1	1 610 210 238	O-Ring .	148,00	201	1	1 610 209 015	Clamping element .	148,00
158	1	1 610 210 239	Rubber Ring .	148,00	202	1	1 610 209 016	Clamping element .	148,00
160	1	1 610 210 240	Damping Ring .	220,00	204	1	1 615 102 164	Rear Housing Section .	706,00
161	1	1 610 210 241	Damping Ring .	669,00	206	1	1 612 386 007	Retaining Part .	53,00
162	2	1 610 210 237	O-Ring .	176,00	211	1	1 600 A00 8AB	Magnet .	148,00
163	2	1 610 210 242	Seal Ring .	564,00	212	2	1 614 621 012	Compression Spring .	74,00
165	1	1 600 A00 0XU	Seal Fastener .	148,00	240	1	1 600 A00 0XV	Counterweight .	747,00
166	8	1 613 200 022	Cylindrical Roller .	53,00	242	2	1 615 190 187	Guide Piece .	64,00

Please observe: Repairing, modifying and testing of electro-tools are to be performed professionally. The safety regulations according to IEC, EN, VDE, AFNOR and other regulations of the individual countries are to be observed. Subject to change.

This price list supersedes all previous edition. Prices are subjected to change without any prior notice.

 BOSCH Power Tools	Rotary Hammer	Model GBH 12-52 DV 3 611 B66 0F0 BO
---	----------------------	--

3 611 B66 000
Issue 15-09-25
Stand Fig./Abb. 2



Modifications reserved
Änderungen vorbehalten
Modifications réservées
Salvo modificaciones

3 / 3

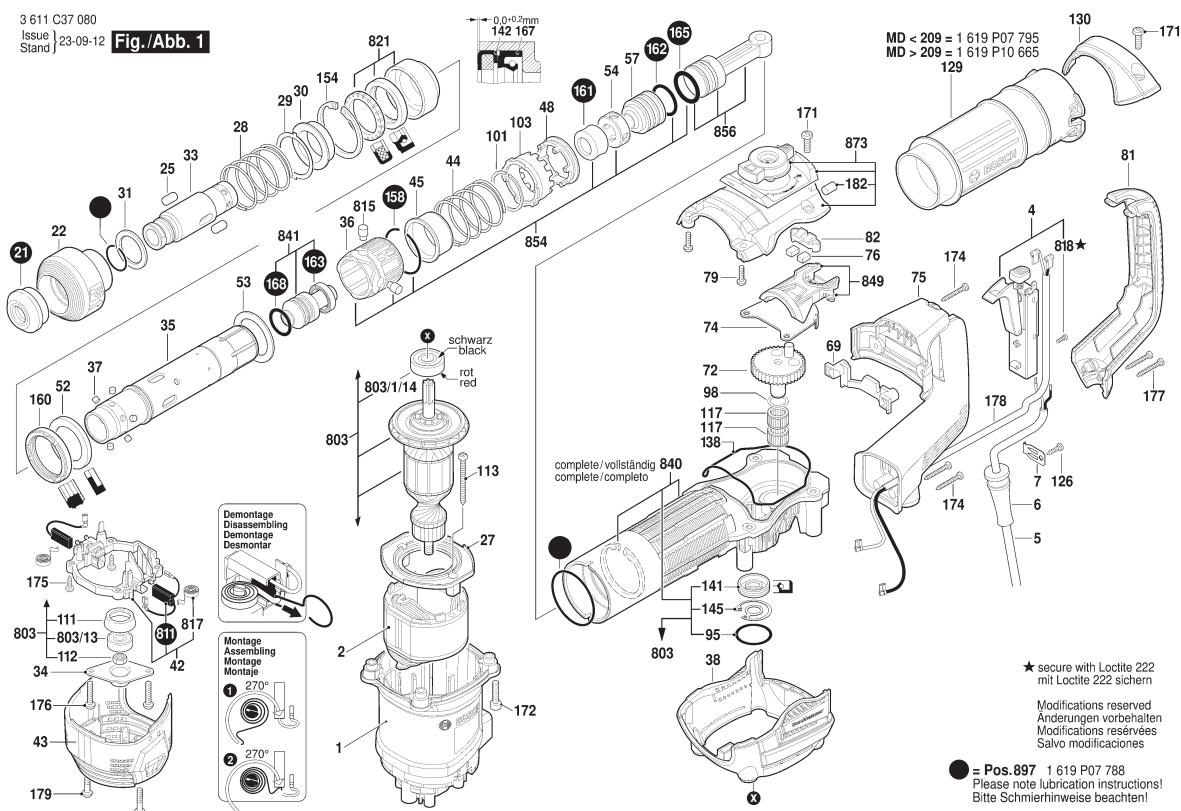
Model: 3 611 B66 0F0									
Item	Pc	Order no.	Description	LP in INR	Item	Pc	Order no.	Description	LP in INR
243	4	1 614 621 018	Compression Spring .	53,00	895	1	1 607 000 C4F	Diaphragm .	1.084,00
244	1	1 600 A00 13J	Plug Housing .	74,00	899	1	1 607 000 C4G	Service package .	3.236,00
691	1	1 615 438 705	Carrying Case .						
803	1	1 607 000 C3Y	Armature assembly 230V .	9.354,00					
805	1	1 619 P15 856	Power supply cord .						
808	1	1 601 11A 3H5	Nameplate .						
810	1	1 607 000 C3Z	Carbon-Brush Set .	830,00					
813	1	1 607 000 C40	groove ball bearing .	1.179,00					
814	1	1 607 000 C41	groove ball bearing .	1.380,00					
820	1	1 607 000 C42	Tool Holder Set .	10.089,00					
821	1	1 607 000 C5H	Brush Holder .	1.087,00					
835	1	1 607 000 C43	Hammer Pipe .	8.833,00					
840	1	1 607 000 C44	Impact Mechanism	12.249,00					
841	1	1 607 000 C45	Striker Pin .	2.341,00					
849	1	1 607 000 C46	Control Fork .	742,00					
853	1	1 607 000 C47	Guide Bushing .	2.380,00					
856	1	1 607 000 C48	Hammer Piston .	1.482,00					
857	1	1 607 000 C49	Striker .	2.096,00					
859	1	1 607 000 C4A	Bearing Pedestal .	2.162,00					
860	1	1 607 000 C4B	Spur Wheel Clutch .	7.703,00					
872	1	1 607 000 C4C	Eccentric .	5.985,00					
873	1	1 607 000 C4D	Housing Cover .	3.873,00					
884	1	1 607 000 C4E	Auxiliary Handle .	2.170,00					
891	1	1 612 099 005	Rocker Arm .	733,00					

Please observe: Repairing, modifying and testing of electro-tools are to be performed professionally. The safety regulations according to IEC, EN, VDE, AFNOR and other regulations of the individual countries are to be observed. Subject to change.

This price list supersedes all previous edition. Prices are subjected to change without any prior notice.

3 611 C37 080
Issue
Stand 23-09-12

Fig./Abb. 1



1 / 2

Model: 3 611 C37 0F0 = 230

Item	Pc	Order no.	Description	LP in INR	Item	Pc	Order no.	Description	LP in INR
1	1	1 619 P07 704	Motor Housing .	932,00	52	1	1 619 P07 738	Stop Sleeve .	240,00
2	1	1 619 P05 379	Field 220-240V .	1.501,00	53	1	1 619 P07 792	Supporting Disc .	61,00
4	1	1 619 P07 720	Switch .	1.177,00	54	1	1 610 231 001	Guide Bushing .	515,00
5	1	1 619 P15 735	Power supply cord 230V	1.052,00	57	1	1 619 P07 762	Striker .	1.093,00
6	1	1 619 P07 722	Grommet .	80,00	69	1	1 610 099 004	Retaining Bracket .	118,00
7	1	1 601 302 019	Fastening Clamp .	65,00	74	1	1 619 P07 772	Guide Plate .	97,00
21	1	1 619 P07 829	Protective Cap .	145,00	75	1	1 619 P07 708	Handle .	597,00
22	1	1 619 P07 724	Protection Sleeve .	868,00	76	2	1 619 P07 789	Magnet .	141,00
25	2	1 619 P17 266	Stopping Device .	314,00	79	2	1 613 435 015	Torx Oval-Head Screw	54,00
27	1	1 619 P07 739	Air-Deflector Ring .	95,00	81	1	1 619 P07 709	Handle Cover .	560,00
28	1	1 614 621 000	Compression Spring .	73,00	82	1	1 619 P07 786	Support bracket .	31,00
29	1	1 619 P10 522	Washer .	32,00	84	1	1 612 025 060	Auxiliary Handle M8	227,00
30	1	1 619 P07 715	Supporting Disc .	369,00	85	1	1 619 P07 774	Support clamp .	301,00
31	1	1 619 P07 743	Supporting Disc .	226,00	86	1	1 613 490 002	T-Head Bolt M8X40 MM .	76,00
33	1	1 619 P07 748	Toolholder .	1.813,00	87	1	1 619 P07 776	Clamping Band .	120,00
34	1	1 610 516 013	Flange .	65,00	95	1	1 610 210 173	O-Ring 32,0X1,5 MM .	48,00
35	1	1 619 P07 734	Hammer Pipe .	3.697,00	98	1	1 610 101 015	Shim ring 1,0 MM THICK	41,00
36	1	1 619 P07 702	Intermediate Sleeve .	129,00	101	1	1 610 224 009	Retaining ring .	57,00
37	6	1 619 P07 749	Cylindrical Roller .	61,00	103	1	1 619 P07 781	Bushing .	436,00
38	1	1 619 P07 710	Covering hood BLUE	514,00	104	1	1 619 P07 740	O-Ring .	115,00
42	1	1 619 P07 754	Brush Holder .	588,00	105	4	1 619 P07 746	Driving Pin .	228,00
43	1	1 619 P07 711	Fan Cover BLACK	467,00	111	1	1 610 290 064	Bushing .	50,00
45	1	1 619 P07 756	Control Bushing .	429,00	112	1	1 613 300 008	Hex Nut DIN 936-M8X1-8 .	49,00
48	1	1 619 P07 780	Clutch Sleeve .	250,00	113	2	1 613 435 009	Tapping Screw	52,00

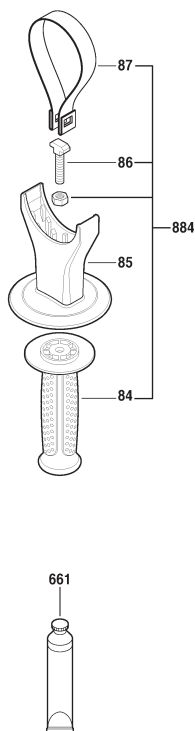
Please observe: Repairing, modifying and testing of electro-tools are to be performed professionally. The safety regulations according to IEC, EN, VDE, AFNOR and other regulations of the individual countries are to be observed. Subject to change.

This price list supersedes all previous edition. Prices are subjected to change without any prior notice.

 BOSCH Power Tools	Demolition Hammer	Model GSH 5 3 611 C37 0F0 BO
---	--------------------------	---

3 611 C37 080
Issue 14-08-22
Stand

Fig./Abb. 2



Änderungen vorbehalten
Modifications reserved
Modifications réservées
Salvo modificaciones

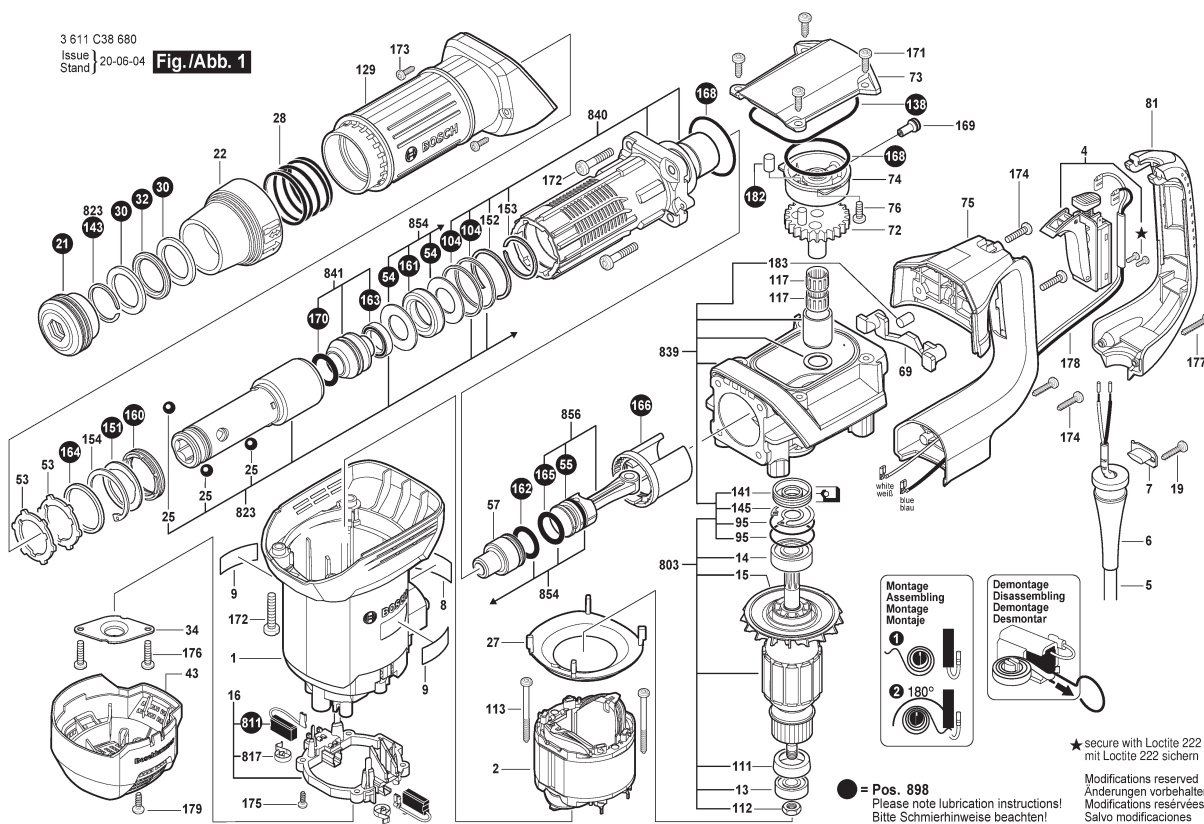
2 / 2

Model: 3 611 C37 0F0 = 230	
----------------------------	--

Item	Pc	Order no.	Description	LP in INR	Item	Pc	Order no.	Description	LP in INR
117	2	1 619 P07 713	Needle-Roller Assembly .	74,00	182	1	1 619 P09 862	Felt Seal .	38,00
126	1	2 910 211 019	Tapping Screw DIN	32,00	661	1	1 615 430 010	Grease Tube 30 ML .	120,00
129	1	1 619 P10 665	Holding Sleeve .	460,00	691	1	1 605 438 1D1	Carrying Case .	
130	1	1 619 P07 796	Cover .	211,00	803	1	1 619 P07 761	Armature 220-240V .	4.477,00
138	1	1 619 P07 797	Sealing Frame .	163,00	803/1/14	1	1 610 905 041	groove ball bearing	231,00
141	1	1 610 290 066	Rotary shaft lip seal .	257,00	803/13	1	1 610 900 026	groove ball bearing 8X24X8	220,00
143	1	1 614 601 021	Retaining ring DIN	58,00	811	1	1 617 014 138	Carbon-Brush Set .	367,00
145	1	1 610 119 012	Spring retaining ring .	52,00	815	1	1 619 P18 732	Driving Pin .	228,00
154	1	1 619 P07 801	Clip .	212,00	817	2	1 614 652 004	Spiral Spring .	294,00
158	1	1 619 P07 751	Retaining ring .	31,00	818	2	2 910 011 082	Socket head cap screw	72,00
160	1	1 619 P07 806	Damping Ring .	279,00	821	1	1 619 P07 768	Bushing .	1.035,00
161	1	1 610 290 093	Damping rubber .	57,00	840	1	1 619 P10 667	Impact Mechanism	5.971,00
162	1	1 610 210 091	O-Ring 24,0X4,0 MM .	106,00	841	1	1 619 P07 839	Striker .	1.151,00
163	1	1 610 290 065	Seal Ring .	185,00	849	1	1 619 P07 798	Control Fork .	176,00
165	1	1 610 210 153	O-Ring 25,0X4,0 MM .	84,00	854	1	1 619 P07 773	Guide Bushing .	755,00
168	1	1 610 210 144	O-Ring 22,0X3,0 MM .	50,00	856	1	1 619 P07 775	Hammer Piston .	783,00
171	4	1 619 P07 816	Torx Oval-Head Screw	37,00	873	1	1 619 P07 799	Housing Cover .	1.274,00
172	4	1 613 435 013	Torx Oval-Head Screw	48,00	884	1	1 619 P07 778	Auxiliary Handle .	939,00
174	4	1 613 435 012	Torx Oval-Head Screw	48,00	897	1	1 619 P07 788	Wear and Tear Part Set .	1.420,00
175	4	1 619 P00 228	Screw .	111,00					
176	2	1 613 435 012	Torx Oval-Head Screw	48,00					
177	2	2 603 490 024	Torx Oval-Head Screw	50,00					
178	1	1 600 A00 Z50	Connecting Cable .	228,00					
179	2	1 619 P07 815	Screw .	37,00					

Please observe: Repairing, modifying and testing of electro-tools are to be performed professionally. The safety regulations according to IEC, EN, VDE, AFNOR and other regulations of the individual countries are to be observed. Subject to change.

This price list supersedes all previous edition. Prices are subjected to change without any prior notice.



1 / 2

Model: 3 611 C38 6F0 = 220

Item	Pc	Order no.	Description	LP in INR	Item	Pc	Order no.	Description	LP in INR
1	1	1 619 P10 301	Motor Housing .	681,00	55	1	1 610 290 067	Retaining snap ring .	62,00
2	1	1 619 P14 777	Field 220V .	1.190,00	57	1	1 619 P17 992	Striker .	170,00
4	1	1 619 P08 754	Switch .	489,00	69	1	1 610 099 004	Retaining Bracket .	118,00
5	1	1 619 P15 735	Power supply cord 230V	1.052,00	72	1	1 619 PS0 830	Eccentric Cog Wheel .	714,00
6	1	1 610 703 053	Grommet Ø9,7-Ø12X89	67,00	73	1	1 619 P14 241	Housing Cover .	305,00
7	1	1 601 302 019	Fastening Clamp .	65,00	74	1	1 619 P14 481	Holding-Down-Appliance .	73,00
8	1	1 619 P15 116	Nameplate .		75	1	1 619 P08 778	Handle .	388,00
9	2	1 619 P13 299	Manufacturer's nameplate		76	1	1 613 435 015	Torx Oval-Head Screw	54,00
13	1	1 610 900 026	groove ball bearing 8X24X8	220,00	81	1	1 619 P08 780	Handle Cover .	185,00
14	1	1 610 905 041	groove ball bearing	231,00	84	1	1 612 025 060	Auxiliary Handle M8	227,00
15	1	1 616 610 085	Fan .	144,00	85	1	1 618 040 074	Support clamp .	160,00
16	1	1 619 P14 465	Brush Holder .	656,00	86	1	1 613 490 002	T-Head Bolt M8X40 MM .	76,00
19	1	2 910 211 019	Tapping Screw DIN	32,00	87	1	1 611 316 019	Clamping Band Ø62 MM .	123,00
21	1	1 619 P14 480	Dust Cap .	147,00	95	2	1 610 210 173	O-Ring 32,0X1,5 MM .	48,00
22	1	1 619 P08 758	Protection Sleeve .	408,00	104	2	1 619 P08 783	Seal Ring .	58,00
25	3	1 903 230 016	Ball 10 MM III DIN 5401ST	124,00	111	1	1 610 290 064	Bushing .	50,00
27	1	1 619 P09 017	Air-Deflector Ring .	67,00	112	1	1 613 300 008	Hex Nut DIN 936-M8X1-8 .	49,00
28	1	1 619 P08 759	Compression Spring .	58,00	113	2	1 613 435 009	Tapping Screw	52,00
30	2	1 619 P08 760	Supporting Disc .	58,00	117	2	1 610 913 004	Needle-Roller Assembly	86,00
32	1	1 619 P08 761	Damping Ring .	38,00	129	1	1 619 P10 302	Cover Sleeve .	285,00
34	1	1 610 516 013	Flange .	65,00	138	1	1 619 P08 785	Sealing Frame .	58,00
43	1	1 619 P08 767	Fan Cover .	286,00	141	1	1 610 290 066	Rotary shaft lip seal .	257,00
53	2	1 619 P14 688	Washer .	67,00	143	1	1 619 P08 752	Retainer .	58,00
54	1	1 619 P08 769	Stop Disc .	43,00	145	1	1 610 119 012	Spring retaining ring .	52,00

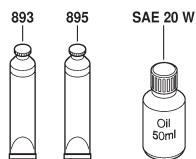
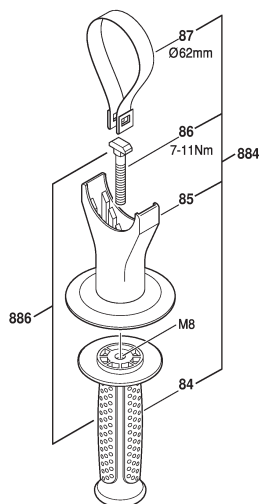
Please observe: Repairing, modifying and testing of electro-tools are to be performed professionally. The safety regulations according to IEC, EN, VDE, AFNOR and other regulations of the individual countries are to be observed. Subject to change.

This price list supersedes all previous edition. Prices are subjected to change without any prior notice.

 BOSCH Power Tools	Demolition Hammer	Model GSH 500 3 611 C38 6F0 BO
---	--------------------------	---

3 611 C38 680
Issue 19-12-11
Stand

Fig./Abb. 2



Modifications reserved
Änderungen vorbehalten
Modifications réservées
Salvo modificaciones

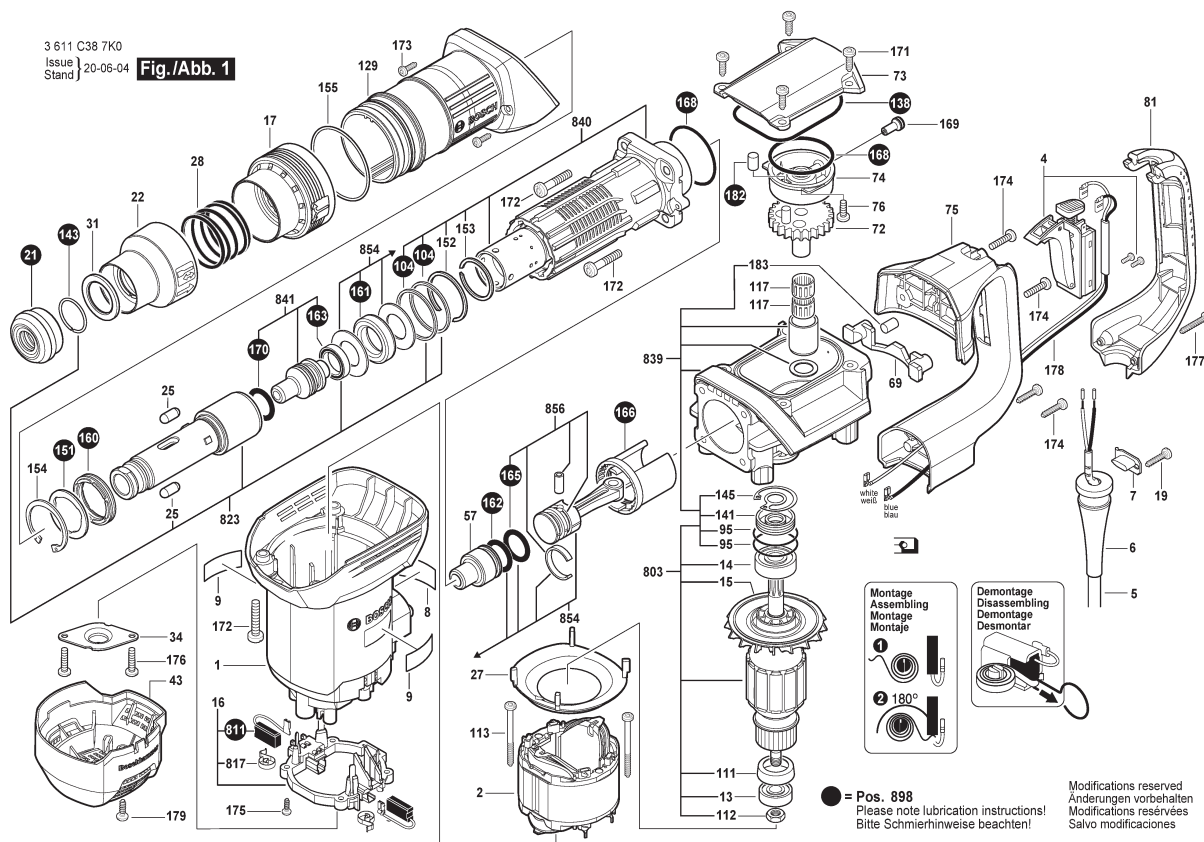
2 / 2

Model: 3 611 C38 6F0 = 220	
----------------------------	--

Item	Pc	Order no.	Description	LP in INR	Item	Pc	Order no.	Description	LP in INR
151	1	1 619 P14 464	Stop Disc .	73,00	183	1	1 619 P09 862	Felt Seal .	38,00
152	1	1 619 P14 463	Retaining ring .	67,00	803	1	1 619 P15 112	Armature 220V .	2.707,00
153	1	1 614 601 030	Retaining ring .	72,00	811	1	1 617 014 138	Carbon-Brush Set .	367,00
154	1	2 916 660 019	Spring retaining ring DIN	80,00	817	2	1 614 652 004	Spiral Spring .	294,00
160	1	1 619 P08 787	Damping Ring .	34,00	823	1	1 619 P14 923	Toolholder .	1.554,00
161	1	1 619 P14 753	Damping Ring .	49,00	839	1	1 619 P14 924	Gear Housing .	1.311,00
162	1	1 610 210 163	O-Ring 22,0X3,5 MM .	71,00	840	1	1 619 P14 926	Impact Mechanism	1.591,00
163	1	1 610 290 125	Seal Ring .	703,00	841	1	1 619 P14 928	Striker Pin .	741,00
164	1	1 619 P14 689	Damping Ring .	31,00	854	1	1 619 P14 929	Stop Disc .	280,00
165	1	1 610 210 079	O-Ring 22,0X4,0 MM .	89,00	856	1	1 619 P14 930	Hammer Piston .	389,00
166	1	1 619 P14 462	Sealing Ring .	49,00	884	1	1 619 P14 935	Auxiliary Handle .	389,00
168	2	1 619 P08 792	O-Ring .	38,00	886	1	1 617 000 459	Auxiliary Handle M8	431,00
169	1	1 619 P14 461	Rubber Plug .	31,00	893	1	1 615 430 002	Grease Tube 225 ML .	2.864,00
170	1	1 619 P14 472	O-Ring .	49,00	895	1	1 615 430 015	Grease Tube 225 ML .	1.075,00
171	4	1 613 435 014	Torx Oval-Head Screw	50,00	898	1	1 619 P14 932	Wear and Tear Part Set .	2.049,00
172	8	1 613 435 013	Torx Oval-Head Screw	48,00					
173	2	1 619 P01 380	Screw 4X14 .	29,00					
174	4	1 613 435 012	Torx Oval-Head Screw	48,00					
175	4	1 619 P00 228	Screw .	111,00					
176	2	1 613 435 012	Torx Oval-Head Screw	48,00					
177	2	1 603 435 051	Tapping Screw ST3,9X32	47,00					
178	1	1 619 P10 286	Connecting Cable .	190,00					
179	2	1 619 P07 815	Screw .	37,00					
182	1	1 619 P00 831	Felt Seal .	31,00					

Please observe: Repairing, modifying and testing of electro-tools are to be performed professionally. The safety regulations according to IEC, EN, VDE, AFNOR and other regulations of the individual countries are to be observed. Subject to change.

This price list supersedes all previous edition. Prices are subjected to change without any prior notice.



Model: 3 611 C38 7F0 = 230

Item	Pc	Order no.	Description	LP in INR	Item	Pc	Order no.	Description	LP in INR
1	1	1 619 P10 301	Motor Housing .	681,00	69	1	1 610 099 004	Retaining Bracket .	118,00
2	1	1 619 P14 777	Field 220V .	1.190,00	72	1	1 619 PS0 830	Eccentric Cog Wheel .	714,00
4	1	1 607 200 365	Switch .	488,00	73	1	1 619 P14 241	Housing Cover .	305,00
5	1	1 619 P15 735	Power supply cord 230V	1.052,00	74	1	1 619 P14 481	Holding-Down-Appliance .	73,00
5	1	1 604 460 7AA	Power supply cord .		75	1	1 619 P08 778	Handle .	388,00
6	1	1 610 703 053	Grommet Ø9,7-Ø12X89	67,00	76	1	1 613 435 015	Torx Oval-Head Screw	54,00
7	1	1 601 302 019	Fastening Clamp .	65,00	81	1	1 619 P08 780	Handle Cover .	185,00
8	1	1 619 P15 620	Nameplate .		84	1	1 612 025 060	Auxiliary Handle M8	227,00
9	2	1 619 P13 299	Manufacturer's nameplate		86	1	1 613 490 002	T-Head Bolt M8X40 MM .	76,00
13	1	1 610 900 026	groove ball bearing 8X24X8	220,00	87	1	1 611 316 019	Clamping Band Ø62 MM .	123,00
14	1	1 610 905 041	groove ball bearing	231,00	95	2	1 610 210 173	O-Ring 32,0X1,5 MM .	48,00
15	1	1 616 610 085	Fan .	144,00	104	2	1 619 P08 783	Seal Ring .	58,00
16	1	1 619 P14 465	Brush Holder .	656,00	111	1	1 610 290 064	Bushing .	50,00
17	1	1 619 P15 392	Ratchet Sleeve .	437,00	112	1	1 613 300 008	Hex Nut DIN 936-M8X1-8 .	49,00
19	1	2 910 211 019	Tapping Screw DIN	32,00	113	2	1 613 435 009	Tapping Screw	52,00
21	1	1 610 508 038	Protective Cap .	102,00	117	2	1 619 P07 713	Needle-Roller Assembly .	74,00
22	1	1 619 P15 321	Protection Sleeve .	408,00	129	1	1 619 P15 396	Cover Sleeve .	285,00
25	2	1 612 300 034	Stopping Device .	82,00	138	1	1 619 P08 785	Sealing Frame .	58,00
27	1	1 619 P09 017	Air-Deflector Ring .	67,00	141	1	1 610 290 066	Rotary shaft lip seal .	257,00
28	1	1 619 P15 323	Compression Spring .	58,00	143	1	1 614 601 021	Retaining ring DIN	58,00
31	1	1 610 251 006	Supporting Disc .	161,00	145	1	1 610 119 012	Spring retaining ring .	52,00
34	1	1 610 516 013	Flange .	65,00	151	1	1 619 P14 464	Stop Disc .	73,00
43	1	1 619 P08 767	Fan Cover .	286,00	152	1	1 619 P14 463	Retaining ring .	67,00
57	1	1 619 P17 992	Striker .	170,00	153	1	1 614 601 030	Retaining ring .	72,00

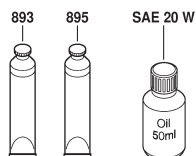
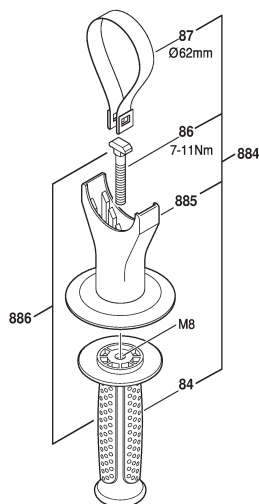
Please observe: Repairing, modifying and testing of electro-tools are to be performed professionally. The safety regulations according to IEC, EN, VDE, AFNOR and other regulations of the individual countries are to be observed. Subject to change.

This price list supersedes all previous edition. Prices are subjected to change without any prior notice.

 BOSCH Power Tools	Demolition Hammer	Model GSH 500 3 611 C38 7F0 BO
---	--------------------------	---

3 611 C38 7K0
Issue 19-11-14
Stand

Fig./Abb. 2



Modifications reserved
Änderungen vorbehalten
Modifications réservées
Salvo modificaciones

2 / 2

Model: 3 611 C38 7F0 = 230	
----------------------------	--

Item	Pc	Order no.	Description	LP in INR	Item	Pc	Order no.	Description	LP in INR
154	1	2 916 660 019	Spring retaining ring DIN	80,00	817	2	1 614 652 004	Spiral Spring .	294,00
155	1	1 619 P15 397	Retaining ring .	58,00	823	1	1 619 P15 816	Toolholder .	1.554,00
160	1	1 619 P08 787	Damping Ring .	34,00	839	1	1 619 P14 924	Gear Housing .	1.311,00
161	1	1 619 P14 753	Damping Ring .	49,00	840	1	1 619 P15 817	Impact Mechanism	2.836,00
162	1	1 610 210 163	O-Ring 22,0X3,5 MM .	71,00	841	1	1 619 P15 818	Striker Pin .	826,00
163	1	1 610 290 065	Seal Ring .	185,00	854	1	1 619 P14 929	Stop Disc .	280,00
165	1	1 610 210 079	O-Ring 22,0X4,0 MM .	89,00	856	1	1 619 P14 930	Hammer Piston .	389,00
166	1	1 619 P14 462	Sealing Ring .	49,00	884	1	1 619 P14 935	Auxiliary Handle .	389,00
168	2	1 619 P08 792	O-Ring .	38,00	885	1	1 618 040 074	Support clamp .	160,00
169	1	1 619 P14 461	Rubber Plug .	31,00	886	1	1 617 000 459	Auxiliary Handle M8	431,00
170	1	1 610 210 144	O-Ring 22,0X3,0 MM .	50,00	893	1	1 615 430 002	Grease Tube 225 ML .	2.864,00
171	4	1 613 435 014	Torx Oval-Head Screw	50,00	895	1	1 615 430 015	Grease Tube 225 ML .	1.075,00
172	8	1 613 435 013	Torx Oval-Head Screw	48,00	898	1	1 619 P15 819	Wear and Tear Part Set .	2.134,00
173	2	1 619 P01 380	Screw 4X14 .	29,00					
174	4	1 613 435 012	Torx Oval-Head Screw	48,00					
175	4	1 619 P00 228	Screw .	111,00					
176	2	1 613 435 012	Torx Oval-Head Screw	48,00					
177	2	1 603 435 051	Tapping Screw ST3,9X32	47,00					
178	1	1 619 P15 164	Connecting Cable .	185,00					
179	2	1 619 P07 815	Screw .	37,00					
182	1	1 619 P09 862	Felt Seal .	38,00					
183	1	1 619 P09 862	Felt Seal .	38,00					
803	1	1 619 P15 112	Armature 220V .	2.707,00					
811	1	1 617 014 138	Carbon-Brush Set .	367,00					

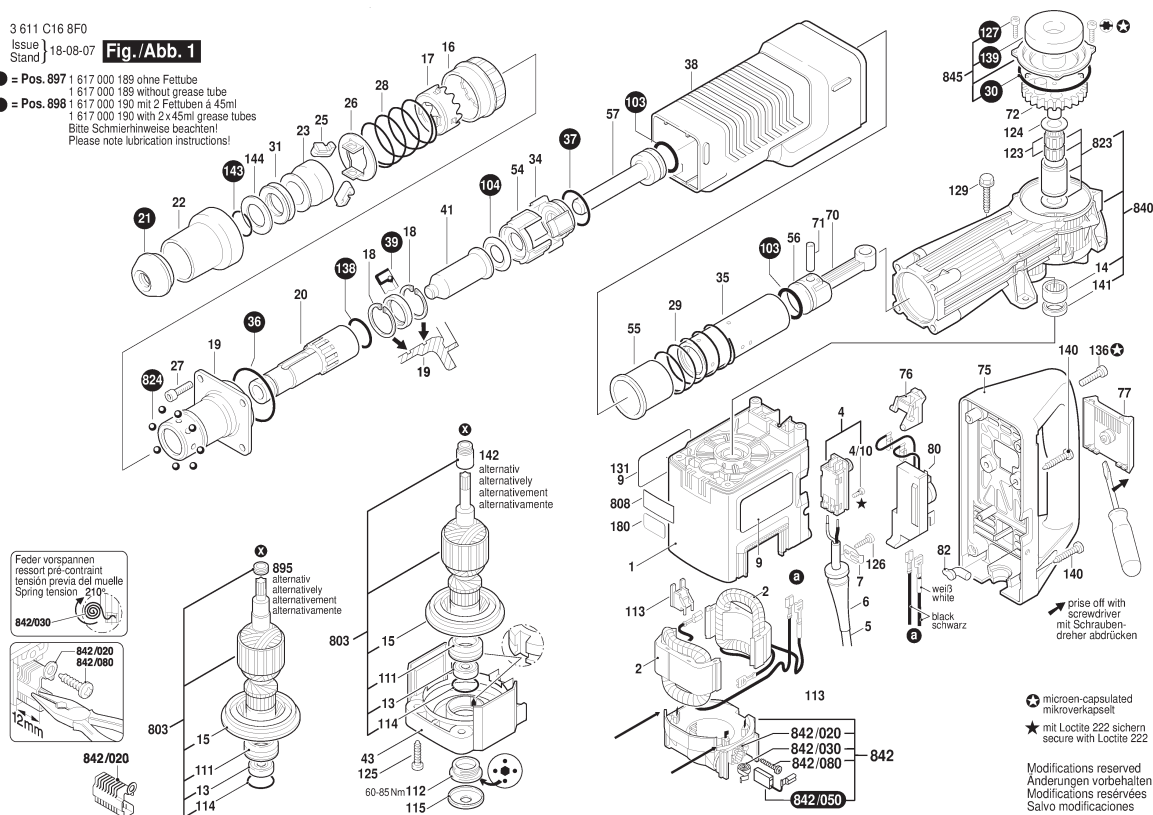
Please observe: Repairing, modifying and testing of electro-tools are to be performed professionally. The safety regulations according to IEC, EN, VDE, AFNOR and other regulations of the individual countries are to be observed. Subject to change.

This price list supersedes all previous edition. Prices are subjected to change without any prior notice.

3 611 C16 8F0
Issue 18-08-07

Fig./Abb. 1

- = Pos. 897 1 617 000 189 ohne Fettube
1 617 000 189 without grease tube
1 617 000 190 mit 2 Fettuben à 45ml
1 617 000 190 with 2 x 45ml grease tubes
Bitte Schmierhinweise beachten!
Please note lubrication instructions!
- = Pos. 898 1 617 000 189 ohne Fettube
1 617 000 189 without grease tube
1 617 000 190 mit 2 Fettuben à 45ml
1 617 000 190 with 2 x 45ml grease tubes
Bitte Schmierhinweise beachten!
Please note lubrication instructions!



1 / 2

Model: 3 611 C16 8F0 = 220

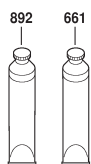
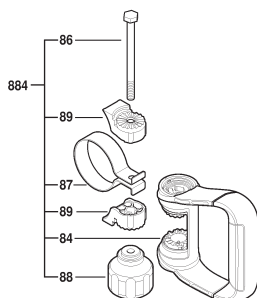
Item	Pc	Order no.	Description	LP in INR	Item	Pc	Order no.	Description	LP in INR
1	1	1 615 108 091	Motor Housing BLUE	1.279,00	28	1	1 614 621 002	Compression Spring .	76,00
2	1	1 619 P12 250	Field .	2.320,00	29	1	1 614 621 003	Compression Spring .	80,00
4	1	1 617 200 048	Switch .	582,00	30	1	1 610 210 147	O-Ring 79,5X2,65 MM .	31,00
4/10	1	2 910 011 088	Socket head cap screw	31,00	31	1	1 610 290 026	Damping Ring .	86,00
5	1	1 614 460 094	Power supply cord BR		34	1	1 610 390 029	Spacer Tube .	395,00
5	1	1 619 P15 856	Power supply cord .		35	1	1 619 P13 967	Hammer Pipe .	3.216,00
6	1	1 610 703 053	Grommet Ø9,7-Ø12X89	67,00	36	1	1 610 210 127	O-Ring 64,0X2,5 MM .	51,00
7	1	1 601 302 019	Fastening Clamp .	65,00	37	1	1 610 210 128	O-Ring 35,0X3,0 MM .	51,00
9	1	1 619 P15 073	Manufacturer's nameplate		38	1	1 615 190 093	Covering hood .	802,00
13	1	2 610 909 310	groove ball bearing .	440,00	39	1	1 610 283 030	Rotary shaft lip seal DIN	226,00
14	1	1 610 910 096	Needle-Roller Bearing .	508,00	41	1	1 618 710 071	Striker Pin .	582,00
15	1	1 616 610 083	Fan .	638,00	43	1	1 615 808 083	Bearing cover BLUE	510,00
16	1	1 610 499 022	Ratchet Sleeve .	88,00	54	1	1 610 190 019	Control Disc .	99,00
17	1	1 619 P17 466	Retaining snap ring .	215,00	55	1	1 610 420 005	Control Bushing .	459,00
18	2	1 610 119 010	Spring retaining ring .	102,00	56	1	1 618 700 064	Hammer Piston .	151,00
19	1	1 619 P13 963	Clamping-Flange .	3.347,00	57	1	1 618 710 062	Striker .	1.224,00
20	1	1 619 P13 964	Toolholder .	3.833,00	70	1	1 612 001 033	Connecting Rod .	218,00
21	1	1 610 508 025	Protective Cap .	130,00	71	1	1 613 101 006	Straight Pin .	73,00
22	1	1 610 499 023	Protection Sleeve .	134,00	72	1	1 600 A02 7H7	Eccentric Cog Wheel .	2.230,00
23	1	1 610 521 011	Stop Sleeve .	599,00	75	1	1 615 132 082	Handle BLACK	1.818,00
25	2	1 612 300 025	Stopping Device .	384,00	76	1	1 612 026 049	Control Lever .	65,00
25	2	1 619 PS0 916	Stopping Device .		77	1	1 612 026 048	Shift Plate GRAY	190,00
26	1	1 619 P16 141	Indexing Disk .	136,00	80	1	1 607 233 5CV	Speed governor 220-240V .	1.267,00
27	4	2 910 151 246	Hex Socket Head Cap	31,00	82	1	1 615 510 000	Light Conductor .	31,00

Please observe: Repairing, modifying and testing of electro-tools are to be performed professionally. The safety regulations according to IEC, EN, VDE, AFNOR and other regulations of the individual countries are to be observed. Subject to change.

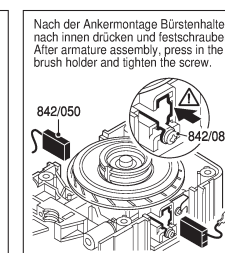
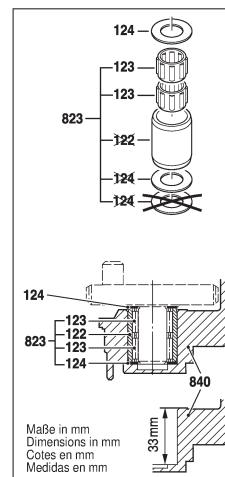
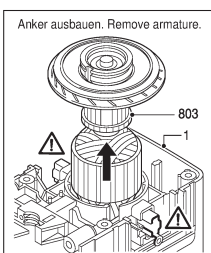
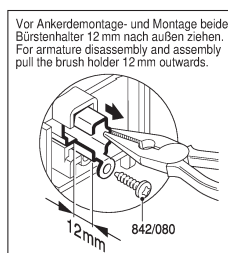
This price list supersedes all previous edition. Prices are subjected to change without any prior notice.

3 611 C16 8F0
Issue 18-08-08
Stand

Fig./Abb. 2



Änderungen vorbehalten
Modifications reserved
Modificaciones reservadas
Salvo modificaciones



2 / 2

Model: 3 611 C16 8F0 = 220

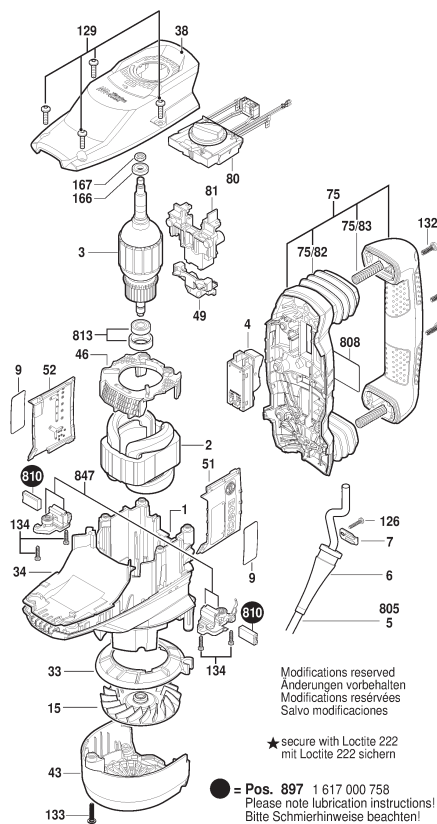
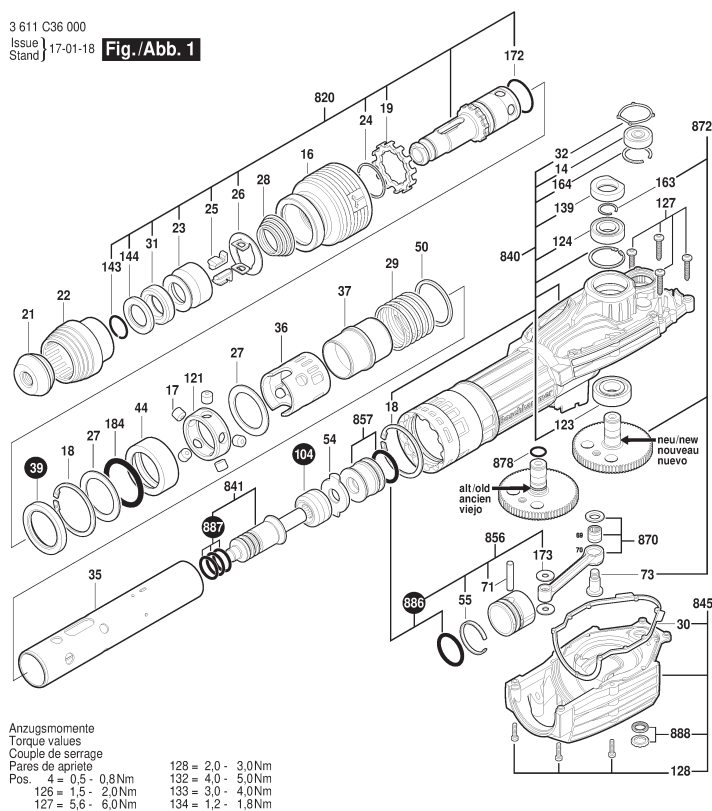
Item	Pc	Order no.	Description	LP in INR	Item	Pc	Order no.	Description	LP in INR
84	1	1 602 025 08D	Auxiliary Handle .	2.181,00	142	1	1 610 300 063	Bushing .	364,00
86	1	2 911 021 267	Hex Screw .	49,00	143	1	2 916 540 017	Retaining ring DIN 7993 A	31,00
87	1	1 611 316 010	Clamping Band .	126,00	144	1	1 610 102 029	Supporting Disc .	106,00
88	1	1 619 P16 922	Star Knob .	292,00	180	1	1 611 110 855	Sticker .	
89	2	1 600 A00 748	Clamping Piece .	40,00	661	1	1 615 430 010	Grease Tube 30 ML .	120,00
103	2	1 610 210 122	O-Ring 30,0X5,0 MM .	92,00	803	1	1 619 P15 184	Armature 220-240V .	4.921,00
104	1	1 610 210 123	O-Ring 22,0X11,0 MM .	86,00	808	1	1 619 P14 242	Nameplate .	
111	1	3 610 501 500	Bushing .	667,00	808	1	1 619 P15 252	Nameplate .	
112	1	3 613 461 500	Threaded Ring .	159,00	823	1	1 617 000 403	Needle-Roller Assembly .	984,00
113	2	1 610 009 007	Spacer .	50,00	824	1	1 617 000 240	Ball DIN 5401-6,5MM-III-ST	146,00
114	1	1 610 210 139	O-Ring 30,0X2,5 MM .	48,00	840	1	1 617 000 969	Impact Mechanism	6.965,00
115	1	1 610 508 027	Protective Cap BLACK	31,00	842	1	1 600 A00 5AF	Brush Holder .	1.592,00
123	2	1 610 913 013	Needle-Roller Assembly .	163,00	842/020	2	1 614 336 017	Brush Guide .	196,00
124	1	1 610 101 608	Thrust Bearing Disc .	50,00	842/030	2	1 614 652 004	Spiral Spring .	294,00
125	4	1 613 435 010	Torx Oval-Head Screw	48,00	842/050	1	1 617 014 126	Carbon-Brush Set .	301,00
126	1	2 603 490 022	Screw 4X16 .	30,00	842/050	1	1 607 000 481	Carbon-Brush Set 10 X 1	3.589,00
127	4	2 914 551 117	Microencapsulated Screw	50,00	842/080	2	2 910 611 012	Tapping Screw DIN	31,00
129	4	1 613 433 001	Screw and washer	31,00	845	1	1 617 000 418	Housing Cover .	375,00
131	1	1 619 P15 106	Manufacturer's nameplate		884	1	1 602 025 08E	Auxiliary Handle .	1.971,00
136	2	1 613 490 029	Torx Oval-Head Screw	32,00	892	1	1 615 430 014	Grease Tube 45 ML .	199,00
138	1	1 610 210 130	O-Ring 32,0X2,5 MM .	117,00	895	1	3 613 344 500	Oil Return Ring .	582,00
139	1	1 610 108 020	Felt Washer .	266,00	897	1	1 617 000 189	Wear and Tear Part Set .	1.582,00
140	4	1 613 435 010	Torx Oval-Head Screw	48,00	898	1	1 617 000 190	Wear and Tear Part Set .	2.077,00
141	1	1 610 290 028	Rotary shaft lip seal .	83,00					

Please observe: Repairing, modifying and testing of electro-tools are to be performed professionally. The safety regulations according to IEC, EN, VDE, AFNOR and other regulations of the individual countries are to be observed. Subject to change.

This price list supersedes all previous edition. Prices are subjected to change without any prior notice.

3 611 C36 000
Issue 17-01-18
Stand

Fig./Abb. 1



1 / 2

Model: 3 611 C36 0F0 = 230

Item	Pc	Order no.	Description	LP in INR	Item	Pc	Order no.	Description	LP in INR
1	1	1 615 108 157	Motor Housing .	1.885,00	32	1	1 610 210 214	Sealing Frame .	64,00
2	1	1 604 220 52F	Field 230V .	4.432,00	33	1	1 610 591 047	Air-Deflector Ring .	178,00
3	1	1 614 011 120	Armature 230V .	8.965,00	34	1	1 610 591 048	Air Path .	96,00
4	1	1 607 200 244	Switch .	1.101,00	35	1	1 615 806 243	Hammer Pipe .	7.002,00
6	1	1 610 703 053	Grommet Ø9,7-Ø12X89	67,00	36	1	1 610 190 066	Perforated Ring .	175,00
7	1	1 601 302 018	Fastening Clamp .	53,00	37	1	1 610 420 006	Control Bushing .	1.422,00
9	2	1 601 11C 0U4	Manufacturer's nameplate		38	1	1 615 190 173	Covering hood .	853,00
14	1	1 600 905 028	groove ball bearing .	235,00	39	1	1 610 283 052	Rotary shaft lip seal .	338,00
15	1	1 616 610 106	Fan .	693,00	43	1	1 615 500 426	Brush-Cover .	647,00
16	1	1 610 499 076	Guide Sleeve .	785,00	44	1	1 610 322 017	Guide Sleeve .	1.012,00
17	5	1 613 103 012	Locking Bolt .	96,00	46	1	1 615 500 427	Holding-Down-Appliance .	177,00
18	2	1 610 224 011	Spring retaining ring .	92,00	49	1	1 604 477 020	Plug Holder .	85,00
19	1	1 616 490 071	Carrier .	315,00	50	1	1 610 206 028	Stop Ring .	168,00
21	1	1 610 508 025	Protective Cap .	130,00	51	1	1 615 500 424	Housing Cover .	175,00
22	1	1 610 499 078	Protection Sleeve .	175,00	52	1	1 615 500 425	Housing Cover .	175,00
23	1	1 610 520 005	Stop Sleeve .	647,00	54	1	1 610 190 069	Control Disc .	1.080,00
24	1	1 614 601 020	Retaining ring .	54,00	55	1	1 610 500 024	Retaining snap ring .	51,00
25	2	1 612 300 025	Stopping Device .	384,00	71	1	1 613 101 014	Straight Pin .	109,00
26	1	1 610 290 105	Indexing Disk .	96,00	73	1	1 610 320 015	Eccentric Bolt .	441,00
27	2	1 610 101 024	Stop Disc .	95,00	75	1	1 615 132 132	Handle .	3.142,00
28	1	1 614 621 014	Conical helical spring .	96,00	75/82	2	1 610 415 003	Bellows .	842,00
29	1	1 614 621 015	Compression Spring .	168,00	75/83	2	1 614 621 009	Compression Spring .	358,00
30	1	1 611 015 063	Sealing Frame .	238,00	80	1	1 617 233 052	Speed governor .	3.455,00
31	1	1 610 290 106	Damping Ring .	85,00	81	1	1 611 038 018	Inserted Part .	175,00

Please observe: Repairing, modifying and testing of electro-tools are to be performed professionally. The safety regulations according to IEC, EN, VDE, AFNOR and other regulations of the individual countries are to be observed. Subject to change.

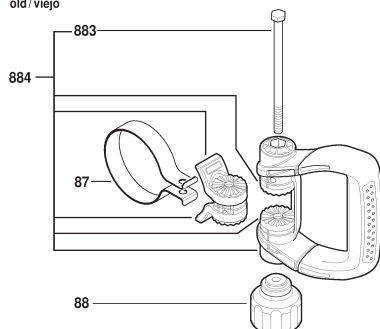
This price list supersedes all previous edition. Prices are subjected to change without any prior notice.

 BOSCH Power Tools	Demolition Hammer	Model GSH 11 VC 3 611 C36 0F0 BO
---	--------------------------	---


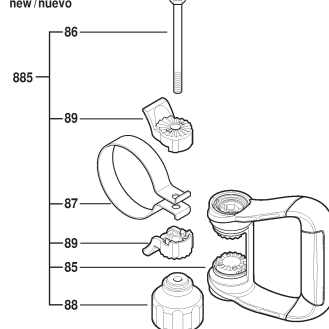
3 611 C36 000
Issue
Stand 17-03-29

Fig./Abb. 2

alt./ancien
old/viejo



neu/nouveau
new/nuevo



Modifications reserved
Änderungen vorbehalten
Modifications réservées
Salvo modificaciones

2 / 2

Model: 3 611 C36 0F0 = 230	
----------------------------	--

Item	Pc	Order no.	Description	LP in INR	Item	Pc	Order no.	Description	LP in INR
85	1	1 602 025 081	Auxiliary Handle .	2.570,00	173	2	1 610 100 021	Disc .	49,00
86	1	2 911 021 267	Hex Screw .	49,00	184	1	1 610 210 218	Damping Ring .	270,00
87	1	1 600 A01 BH0	Clamping Band .	272,00	650	1	1 615 438 492	Carrying Case .	
88	1	1 619 P16 922	Star Knob .	292,00	805	1	1 619 P15 856	Power supply cord .	
89	2	1 600 A00 8BL	Clamping Piece .	46,00	808	1	1 601 11A 3H5	Nameplate .	
104	1	1 610 210 219	Damper .	1.758,00	810	1	1 617 000 750	Carbon Brush .	522,00
121	1	1 610 200 032	Retaining snap ring .	1.181,00	813	1	1 617 000 744	groove ball bearing .	733,00
123	1	1 610 900 033	groove ball bearing	785,00	820	1	1 617 000 745	Toolholder .	5.969,00
124	1	1 610 900 034	groove ball bearing	551,00	840	1	1 617 000 746	Impact Mechanism	12.563,00
126	1	2 603 490 023	Torx Oval-Head Screw	31,00	841	1	1 617 000 747	Striker Pin .	2.778,00
127	4	1 613 490 022	Torx Oval-Head Screw	50,00	845	1	1 617 000 748	Gear Cover .	3.142,00
128	6	1 613 414 026	Torx socket button screw .	50,00	847	1	1 617 000 749	Brush Holder .	1.841,00
129	6	1 613 490 024	Torx Oval-Head Screw	46,00	856	1	1 617 000 751	Hammer Piston .	1.335,00
132	6	1 613 490 025	Torx Oval-Head Screw	50,00	857	1	1 617 000 752	Striker .	1.570,00
133	3	1 613 490 026	Torx Oval-Head Screw	50,00	870	1	1 617 000 753	Connecting Rod .	1.448,00
134	4	1 613 490 027	Torx Oval-Head Screw	50,00	872	1	1 600 A00 5A4	Eccentric Cog Wheel .	4.269,00
139	1	1 610 209 017	Felt Washer .	109,00	878	1	1 610 210 215	O-Ring .	50,00
143	1	1 614 601 071	Retaining ring .	47,00	883	1	1 613 490 019	Hex Screw .	96,00
144	1	1 610 101 023	Supporting Disc .	229,00	884	1	1 602 025 08T	Auxiliary Handle .	3.455,00
163	1	1 610 224 012	Spring retaining ring .	49,00	885	1	1 602 025 08J	Auxiliary Handle .	3.926,00
164	1	1 610 224 013	Spring retaining ring .	50,00	886	1	1 617 000 755	O-Ring .	363,00
166	1	1 610 209 011	Solenoid Ring .	220,00	887	1	1 617 000 756	O-Ring .	407,00
167	1	2 915 050 107	Hex Nut DIN 439-BM8-04 .	50,00	888	1	1 617 000 757	Parts Set .	380,00
172	1	1 610 210 216	O-Ring .	56,00	897	1	1 617 000 758	Wear and Tear Part Set .	2.737,00

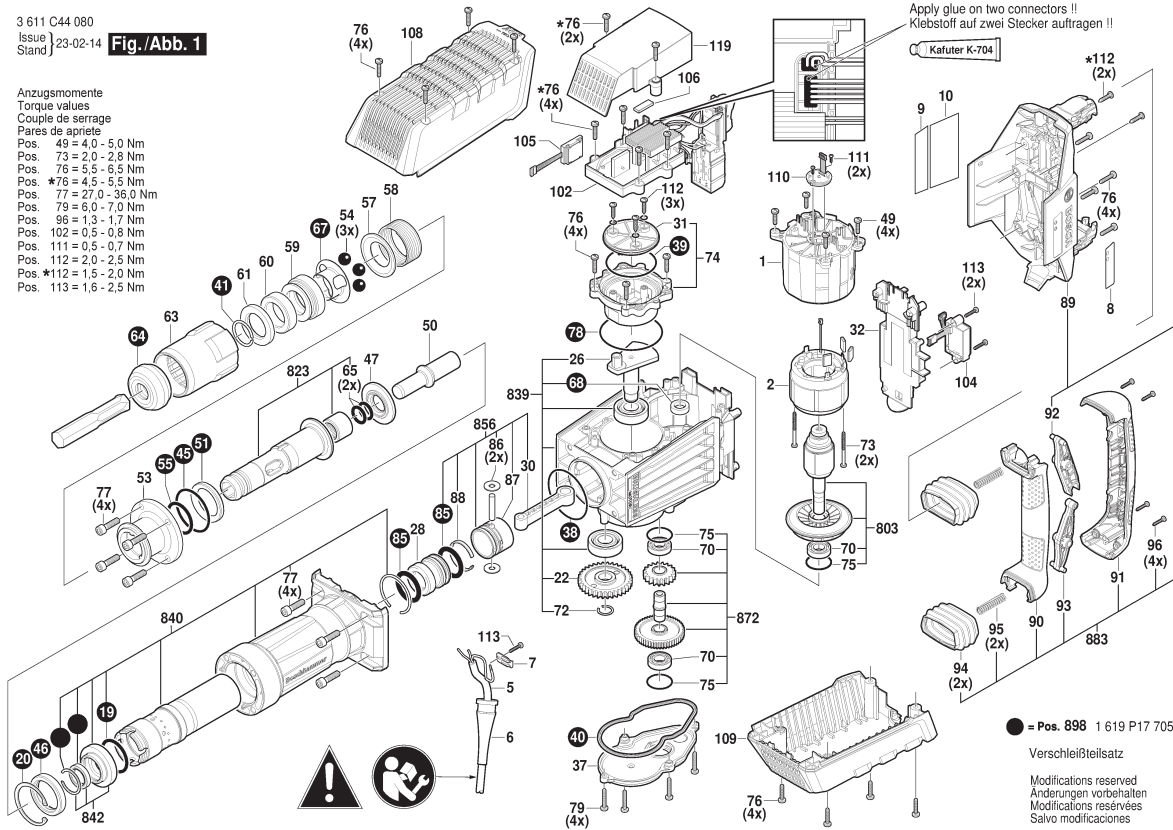
Please observe: Repairing, modifying and testing of electro-tools are to be performed professionally. The safety regulations according to IEC, EN, VDE, AFNOR and other regulations of the individual countries are to be observed. Subject to change.

This price list supersedes all previous edition. Prices are subjected to change without any prior notice.

3 611 C44 080
Issue 23-02-14

Fig./Abb. 1

Anzugsmomente
Torque values
Couple de serrage
Pares de apriete
Pos. 49 = 4,0 - 5,0 Nm
Pos. 73 = 2,0 - 2,8 Nm
Pos. 76 = 5,5 - 6,5 Nm
Pos. *76 = 4,5 - 5,5 Nm
Pos. 77 = 27,0 - 36,0 Nm
Pos. 79 = 6,0 - 7,0 Nm
Pos. 96 = 1,3 - 1,7 Nm
Pos. 102 = 0,5 - 0,8 Nm
Pos. 111 = 0,5 - 0,7 Nm
Pos. 112 = 2,0 - 2,5 Nm
Pos. *112 = 1,5 - 2,0 Nm
Pos. 113 = 1,6 - 2,5 Nm



1 / 3

Model: 3 611 C44 0F0 = 230

Item	Pc	Order no.	Description	LP in INR	Item	Pc	Order no.	Description	LP in INR
1	1	1 619 P16 776	Motor Housing .	483,00	49	8	1 613 435 016	Torx Oval-Head Screw	51,00
2	1	1 600 A02 1VS	Stator 220-240V .	3.544,00	50	1	1 619 P16 802	Striker Pin .	1.938,00
5	1	1 619 P15 856	Power supply cord .		51	1	1 619 P16 803	Damping Ring .	364,00
6	1	1 610 703 053	Grommet Ø9,7-Ø12X89	67,00	53	1	1 619 P16 804	Flange .	2.917,00
7	1	1 601 302 018	Fastening Clamp .	53,00	54	3	1 619 P16 805	Ball .	85,00
8	1	1 619 P17 604	Nameplate .		55	1	1 619 P16 806	O-Ring .	100,00
9	1	1 619 P16 778	Manufacturer's nameplate		57	1	1 619 P16 807	Holding Plate .	293,00
10	1	1 619 P17 563	Sticker .		58	1	1 614 621 002	Compression Spring .	76,00
19	1	1 619 P16 779	O-Ring .	127,00	59	1	1 619 P16 808	Stop Sleeve .	1.089,00
20	1	1 619 P17 054	Retaining ring .	110,00	60	1	1 619 P16 809	Damping Ring .	159,00
22	1	1 619 P16 781	Cylindrical Gear .	738,00	61	1	1 619 P16 810	Supporting Disc .	347,00
26	1	1 619 P16 785	Eccentric Shaft .	1.194,00	63	1	1 619 P16 812	Protection Sleeve .	293,00
28	1	1 619 P16 786	Striker .	1.457,00	64	1	1 619 P16 813	Protective Cap .	301,00
30	1	1 619 P16 788	Connecting Rod .	292,00	65	2	1 619 P16 814	O-Ring .	304,00
31	1	1 619 P16 789	Housing Cover .	158,00	67	1	1 619 P16 815	Indexing Disk .	221,00
32	1	1 619 P16 790	Switch Set .	254,00	68	1	1 610 290 119	Shaft Seal .	205,00
37	1	1 619 P16 793	Bearing cover .	816,00	70	3	1 619 P10 533	groove ball bearing .	244,00
38	1	1 619 P16 794	O-Ring .	93,00	72	1	3 600 224 001	Retaining ring .	49,00
39	1	1 619 P16 795	O-Ring .	132,00	73	2	1 613 435 009	Tapping Screw	52,00
40	1	1 619 P16 796	Sealing Frame .	145,00	74	1	1 619 P16 816	Grease Cartridge .	202,00
41	1	1 619 P17 056	Retaining ring .	81,00	75	3	1 610 210 130	O-Ring 32,0X2,5 MM .	117,00
45	1	1 619 P16 799	O-Ring .	86,00	76	18	1 619 P07 816	Torx Oval-Head Screw	37,00
46	1	1 619 P17 426	Damping Ring .	485,00	77	8	2 910 151 246	Hex Socket Head Cap	31,00
47	1	1 619 P16 801	Disc .	329,00	78	1	1 619 P16 817	O-Ring .	106,00

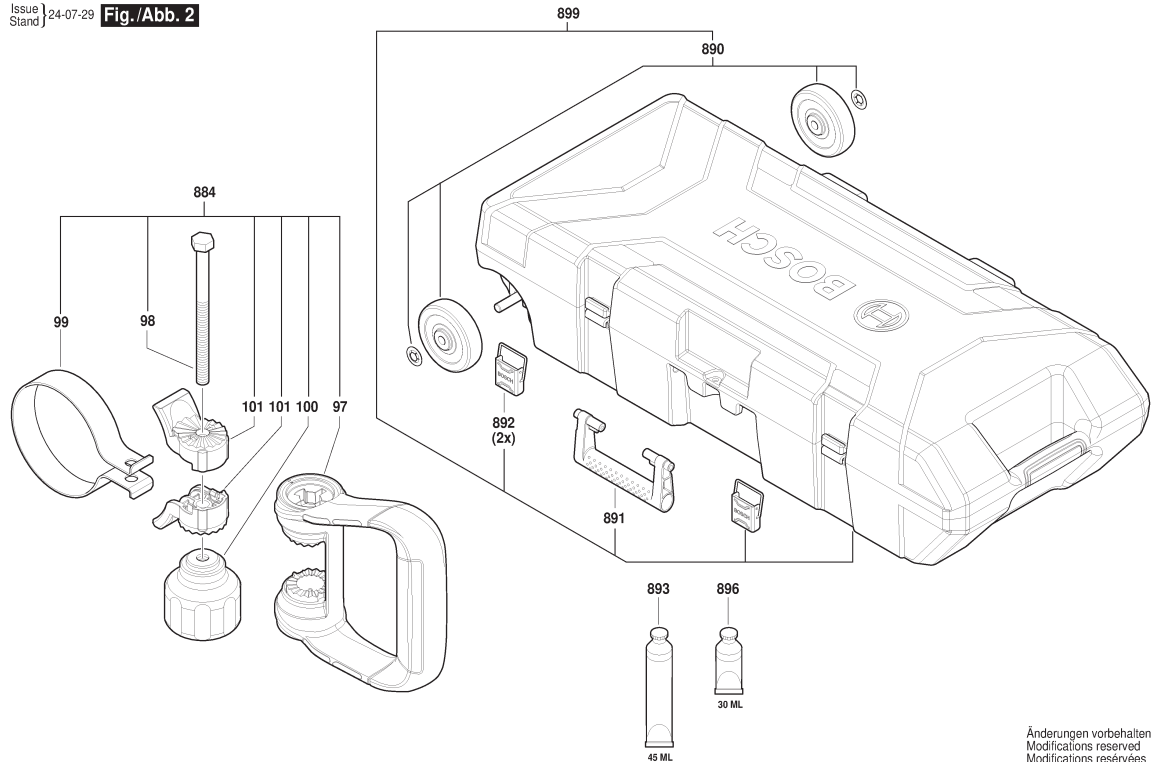
Please observe: Repairing, modifying and testing of electro-tools are to be performed professionally. The safety regulations according to IEC, EN, VDE, AFNOR and other regulations of the individual countries are to be observed. Subject to change.

This price list supersedes all previous edition. Prices are subjected to change without any prior notice.

 BOSCH Power Tools	Demolition Hammer	Model GSH 14 C 3 611 C44 0F0 BO
---	--------------------------	--

3 611 C44 080
Issue 24-07-29
Stand

Fig./Abb. 2



Änderungen vorbehalten
Modifications reserved
Modifications réservées
Salvo modificaciones

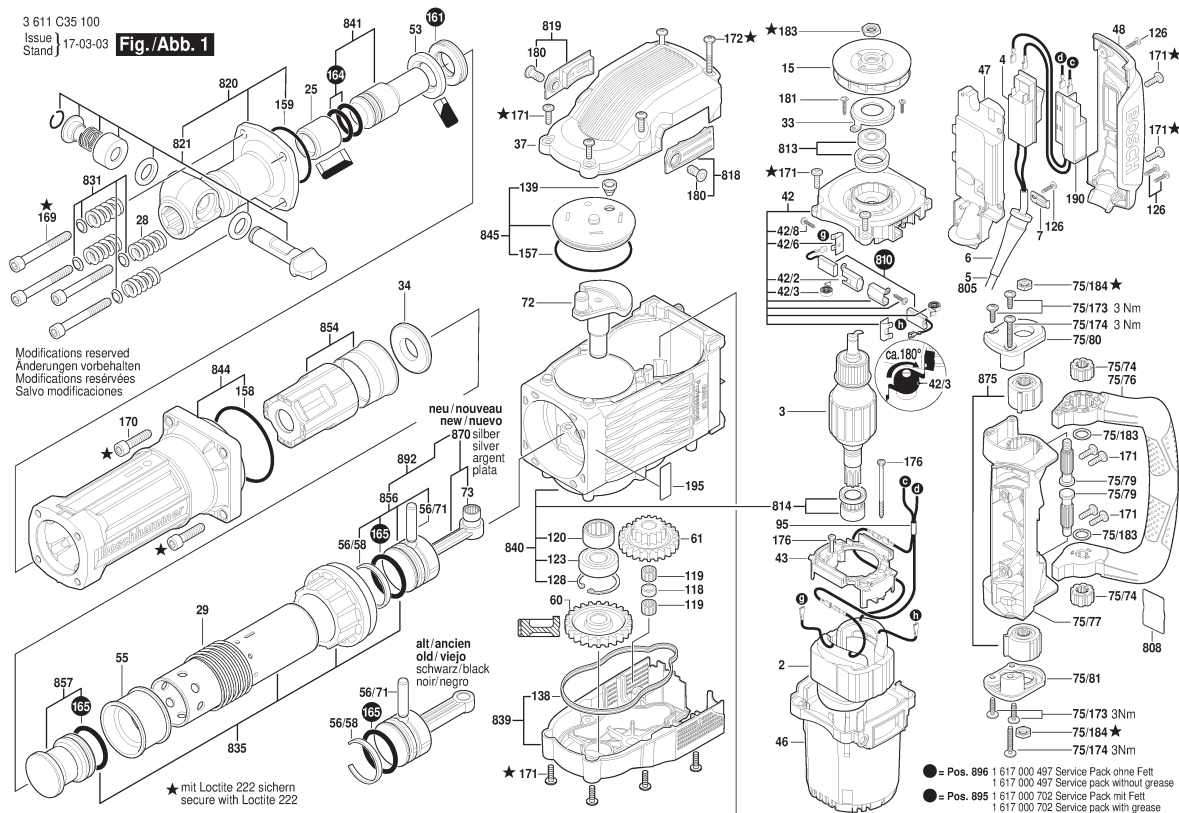
2 / 3

Model: 3 611 C44 0F0 = 230	
----------------------------	--

Item	Pc	Order no.	Description	LP in INR	Item	Pc	Order no.	Description	LP in INR
79	4	3 603 435 003	Thread-forming tap. Screw	65,00	110	1	1 619 P16 864	Electronic Module .	626,00
85	2	1 610 210 217	O-Ring .	285,00	111	2	1 619 P00 220	Torx Oval-Head Screw	31,00
86	2	1 610 100 021	Disc .	49,00	112	5	1 613 435 012	Torx Oval-Head Screw	48,00
87	1	1 613 101 014	Straight Pin .	109,00	113	3	2 603 490 023	Torx Oval-Head Screw	31,00
88	1	1 610 500 024	Retaining snap ring .	51,00	119	1	1 619 P16 829	Cover .	327,00
89	1	1 619 P16 818	Rear Housing Section .	1.008,00	803	1	1 619 P17 697	Rotor .	5.831,00
90	1	1 615 132 133	Handle Cover .	373,00	823	1	1 619 P17 701	Toolholder .	6.839,00
91	1	1 615 132 134	Handle Cover .	716,00	839	1	1 619 P17 700	Gear Housing .	8.551,00
92	1	1 612 026 159	Reverse-Transfer Lever .	159,00	840	1	1 619 P17 699	Impact Mechanism	8.924,00
93	1	1 612 026 160	Reverse-Transfer Lever .	153,00	842	1	1 619 P17 797	Disc .	1.744,00
94	1	1 619 P17 119	Bellows .	161,00	856	1	1 619 P17 702	Hammer Piston .	2.260,00
95	2	1 619 P17 120	Compression Spring .	76,00	872	1	1 619 P17 698	Cylindrical Gear .	3.349,00
96	4	1 619 P00 105	Torx Oval-Head Screw	31,00	883	1	1 619 P17 703	Handle .	3.212,00
97	1	1 602 025 08D	Auxiliary Handle .	2.181,00	884	1	1 619 P17 704	Auxiliary Handle .	2.329,00
98	1	2 911 021 267	Hex Screw .	49,00	890	1	1 619 P17 891	Wheel Set .	1.919,00
99	1	1 611 316 028	Clamping Band .	309,00	891	1	1 619 P17 892	Handle .	250,00
100	1	1 619 P16 922	Star Knob .	292,00	892	2	1 619 P17 893	Lock .	215,00
101	2	1 600 A00 8BL	Clamping Piece .	46,00	893	1	1 615 430 014	Grease Tube 45 ML .	199,00
102	1	1 619 P17 148	Electronic Module .	12.103,00	896	1	1 615 430 010	Grease Tube 30 ML .	120,00
104	1	1 619 P16 865	Electronic Module .	1.715,00	898	1	1 619 P17 705	Wear and Tear Part Set .	2.592,00
105	1	1 619 P17 197	Electronics Module .	1.320,00					
106	1	1 619 P17 108	Damper .	74,00					
108	1	1 619 P16 826	Cover .	1.120,00					
109	1	1 619 P16 827	Cover .	1.007,00					

Please observe: Repairing, modifying and testing of electro-tools are to be performed professionally. The safety regulations according to IEC, EN, VDE, AFNOR and other regulations of the individual countries are to be observed. Subject to change.

This price list supersedes all previous edition. Prices are subjected to change without any prior notice.



1 / 3

Model: 3 611 C35 1K0 = 230

Item	Pc	Order no.	Description	LP in INR	Item	Pc	Order no.	Description	LP in INR
2	1	1 604 220 52M	Field 220-240V .	4.693,00	56/71	1	1 613 101 012	Piston Pin .	155,00
3	1	1 614 011 117	Armature 220-240V .	10.115,00	60	1	1 616 317 086	Cylindrical Gear .	3.667,00
4	1	1 607 200 244	Switch .	1.101,00	61	1	1 616 317 093	Cylindrical Gear .	4.426,00
6	1	1 610 703 053	Grommet Ø9,7-Ø12X89	67,00	72	1	1 600 A01 4TW	Eccentric Shaft .	5.034,00
7	1	1 601 302 018	Fastening Clamp .	53,00	73	1	1 600 A00 14G	Needle bearing .	237,00
15	1	1 616 610 102	Fan .	716,00	75/74	2	1 613 060 049	Splined coupling .	347,00
25	1	1 610 300 070	Guide Ring .	922,00	75/76	1	1 618 045 022	Strap-Shaped Handle .	2.827,00
28	4	1 614 614 006	Compression Spring .	187,00	75/77	1	1 615 805 069	Bearing Pedestal .	1.205,00
29	1	1 614 614 007	Compression Spring .	271,00	75/79	2	1 613 060 050	Toothed Shaft .	375,00
33	1	1 611 006 008	Holding Plate .	347,00	75/80	1	1 615 500 376	Bearing cover .	304,00
34	1	1 610 102 635	Supporting Disc .	478,00	75/81	1	1 615 500 377	Bearing cover .	304,00
37	1	1 615 500 380	Fan Cover .	1.516,00	75/173	4	1 613 490 008	Torx Oval-Head Screw	32,00
42	1	1 614 336 078	Brush Holder .	1.874,00	75/174	2	1 613 490 009	Torx Oval-Head Screw	49,00
42/2	2	1 614 336 017	Brush Guide .	196,00	75/183	2	2 916 280 013	Supporting Disc	32,00
42/3	2	1 614 652 007	Spiral Spring .	152,00	75/184	2	1 613 349 021	Hex Nut .	62,00
42/6	2	1 611 390 005	Connector .	159,00	86	1	2 911 021 267	Hex Screw .	49,00
42/8	4	2 912 401 412	Tapping Screw .	49,00	87	1	1 600 A00 AR5	Clamping Band .	1.290,00
43	1	1 610 508 054	Spacer .	71,00	88	1	1 619 P16 922	Star Knob .	292,00
46	1	1 615 106 053	Motor Housing .	1.506,00	95	1	1 614 448 038	Connecting Cable .	160,00
47	1	1 618 000 028	Base Plate .	541,00	118	1	1 610 520 003	Spacer Tube .	91,00
48	1	1 615 500 383	Housing Cover .	1.218,00	119	2	1 610 913 020	Needle-Roller Assembly .	74,00
53	1	1 610 190 058	Stop Disc .	526,00	120	1	1 610 910 092	Needle-Roller Bearing	1.173,00
55	1	1 610 506 019	Control Bushing .	1.312,00	123	1	1 610 900 030	groove ball bearing	655,00
56/58	1	1 610 500 023	Retaining snap ring .	196,00	126	4	2 603 490 023	Torx Oval-Head Screw	31,00

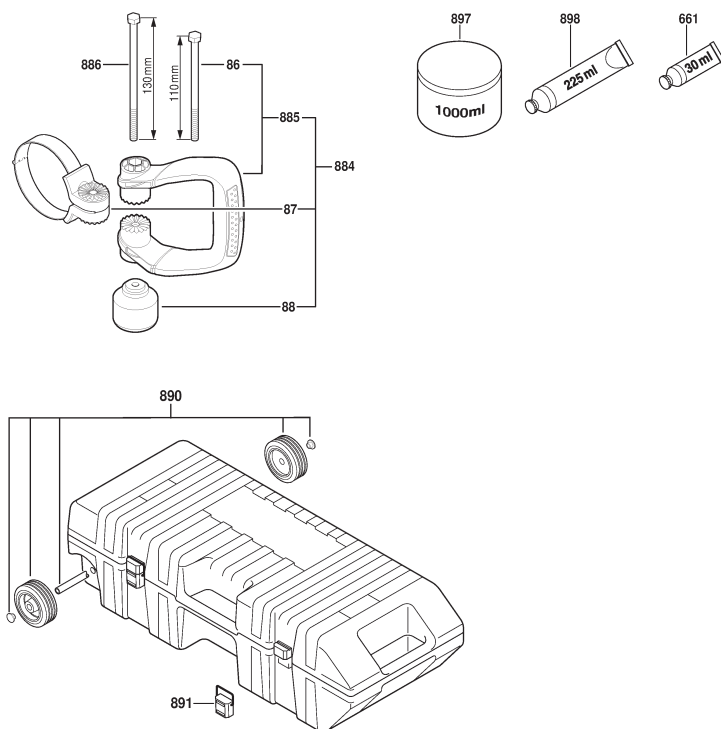
Please observe: Repairing, modifying and testing of electro-tools are to be performed professionally. The safety regulations according to IEC, EN, VDE, AFNOR and other regulations of the individual countries are to be observed. Subject to change.

This price list supersedes all previous edition. Prices are subjected to change without any prior notice.

 BOSCH Power Tools	Demolition Hammer	Model GSH 16-30 3 611 C35 1K0 BO
---	--------------------------	---

3 611 C35 100
Issue
Stand 14-09-15

Fig./Abb. 2



Modifications reserved
Änderungen vorbehalten
Modifications réservées
Salvo modificaciones

2 / 3

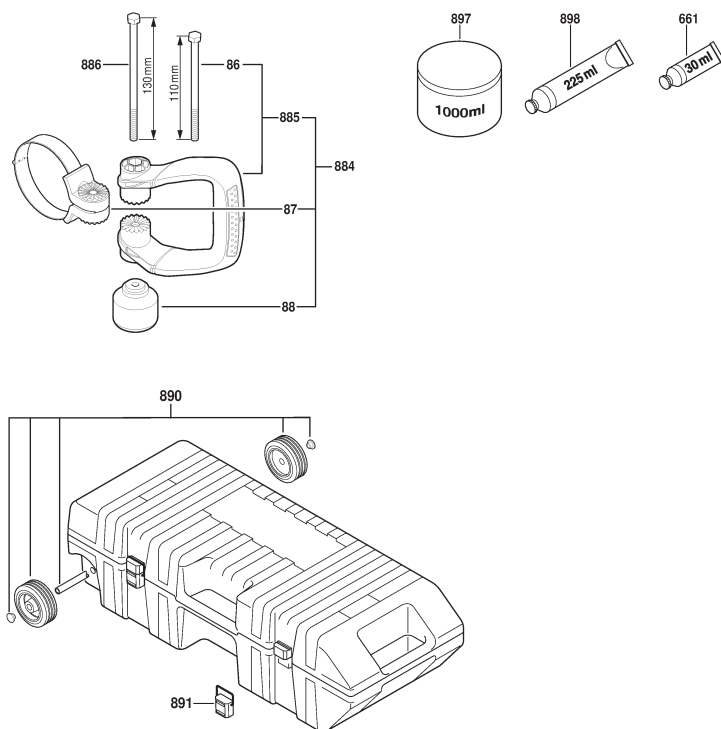
Model: 3 611 C35 1K0 = 230	
----------------------------	--

Item	Pc	Order no.	Description	LP in INR	Item	Pc	Order no.	Description	LP in INR
128	1	2 916 660 021	Spring retaining ring	124,00	814	1	1 617 000 481	Bearing .	1.128,00
138	1	1 611 015 059	Sealing Frame .	107,00	818	1	1 617 000 482	Brush-Cover .	185,00
139	1	1 610 508 050	Plug .	64,00	819	1	1 617 000 483	Brush-Cover .	185,00
157	1	1 610 210 192	O-Ring .	89,00	820	1	1 617 000 722	Toolholder .	17.775,00
158	1	1 610 210 191	O-Ring .	89,00	821	1	1 617 000 721	Locking Bolt Set .	4.105,00
159	1	1 600 210 005	O-Ring 66,0X3,0 MM .	66,00	831	1	1 617 000 A4Z	Plain Washer .	511,00
161	1	1 610 290 118	Damping Ring .	177,00	835	1	1 617 000 709	Guide Tube .	9.785,00
164	2	1 610 210 194	O-Ring .	74,00	839	1	1 617 000 489	Gear Cover .	3.764,00
165	2	1 610 210 195	O-Ring .	226,00	840	1	1 617 000 490	Gear Housing .	21.286,00
169	4	1 613 414 022	Hex Socket Head Cap	120,00	841	1	1 617 000 491	Striker Pin .	3.312,00
170	4	1 613 414 023	Hex Socket Head Cap	49,00	844	1	1 617 000 492	Hammer Pipe .	7.527,00
171	18	1 613 490 010	Torx Oval-Head Screw	49,00	845	1	1 617 000 710	Sealing cap .	613,00
172	2	1 613 490 011	Torx Oval-Head Screw	49,00	854	1	1 617 000 740	Spacer Tube .	1.189,00
176	2	1 603 435 036	Tapping Screw 4,8X78 MM,	55,00	856	1	1 607 000 C3N	Hammer Piston .	1.699,00
180	2	1 613 490 007	Clamp Screw .	49,00	857	1	1 617 000 495	Striker .	2.654,00
181	2	2 603 490 022	Screw 4X16 .	30,00	870	1	1 607 000 C3P	Connecting Rod .	853,00
183	1	1 613 349 020	Hex Nut .	64,00	875	1	1 617 000 496	Rubber Torsion-Bar .	2.319,00
190	1	1 614 503 007	Suppression Filter .	1.375,00	884	1	1 602 025 08K	Auxiliary Handle .	2.765,00
195	1	1 611 110 D43	Sticker .	0,00	885	1	1 605 132 163	Handle .	1.433,00
661	1	1 615 430 010	Grease Tube 30 ML .	120,00	886	1	2 911 011 270	Hex Screw DIN	40,00
805	1	1 617 000 723	Power supply cord .	3.960,00	890	1	1 617 000 716	Wheel Set .	2.258,00
808	1	1 601 11A 3H3	Nameplate .		891	1	1 617 000 715	Lock .	453,00
810	1	1 617 014 143	Carbon-Brush Set .	735,00	892	1	1 607 000 C3M	Hammer Piston .	2.258,00
813	1	1 617 000 480	Bearing .	504,00	895	1	1 617 000 702	Wear and Tear Part Set .	2.306,00

Please observe: Repairing, modifying and testing of electro-tools are to be performed professionally. The safety regulations according to IEC, EN, VDE, AFNOR and other regulations of the individual countries are to be observed. Subject to change.

This price list supersedes all previous edition. Prices are subjected to change without any prior notice.

3 611 C35 100
Issue } 14-09-15
Stand }

Fig./Abb. 2

Modifications reserved
Änderungen vorbehalten
Modifications réservées
Salvo modificaciones

3 / 3

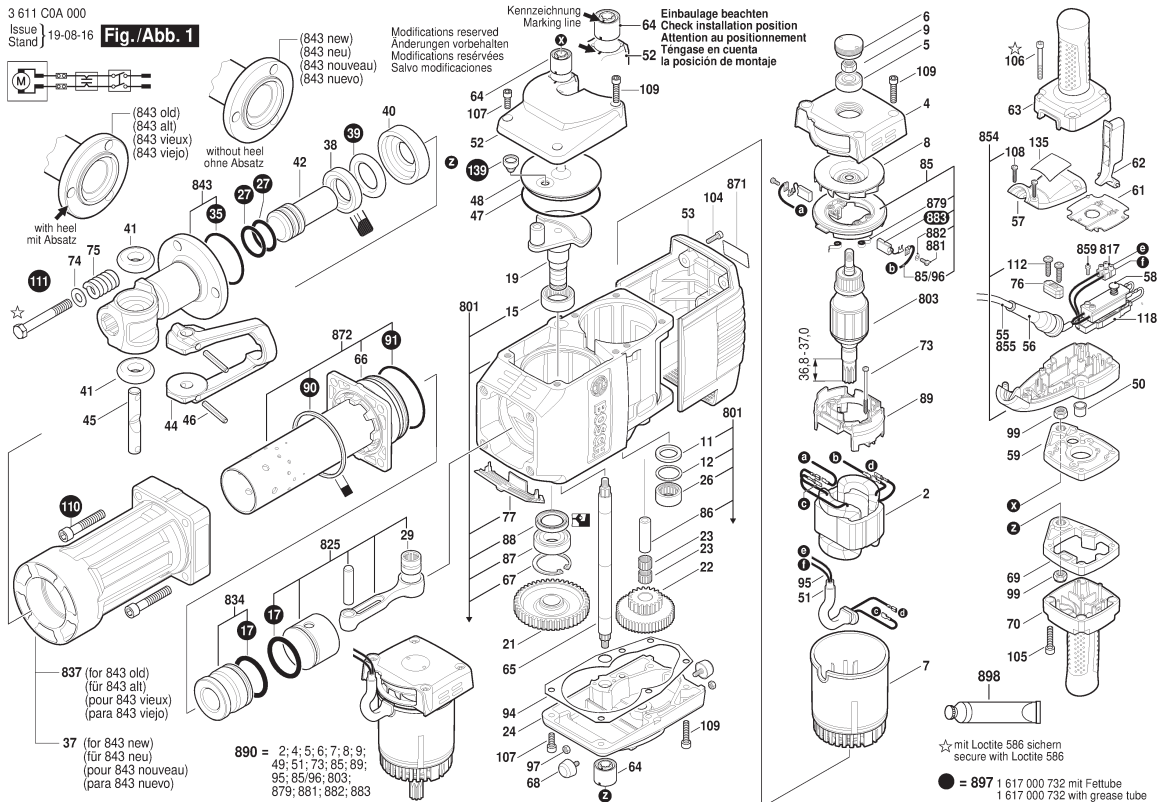
[illegible]

Please observe: Repairing, modifying and testing of electro-tools are to be performed professionally. The safety regulations according to IEC, EN, VDE, AFNOR and other regulations of the individual countries are to be observed. Subject to change.

This price list supersedes all previous edition. Prices are subjected to change without any prior notice.

3 611 C0A 000
Issue
Stand 19-08-16

Fig./Abb. 1



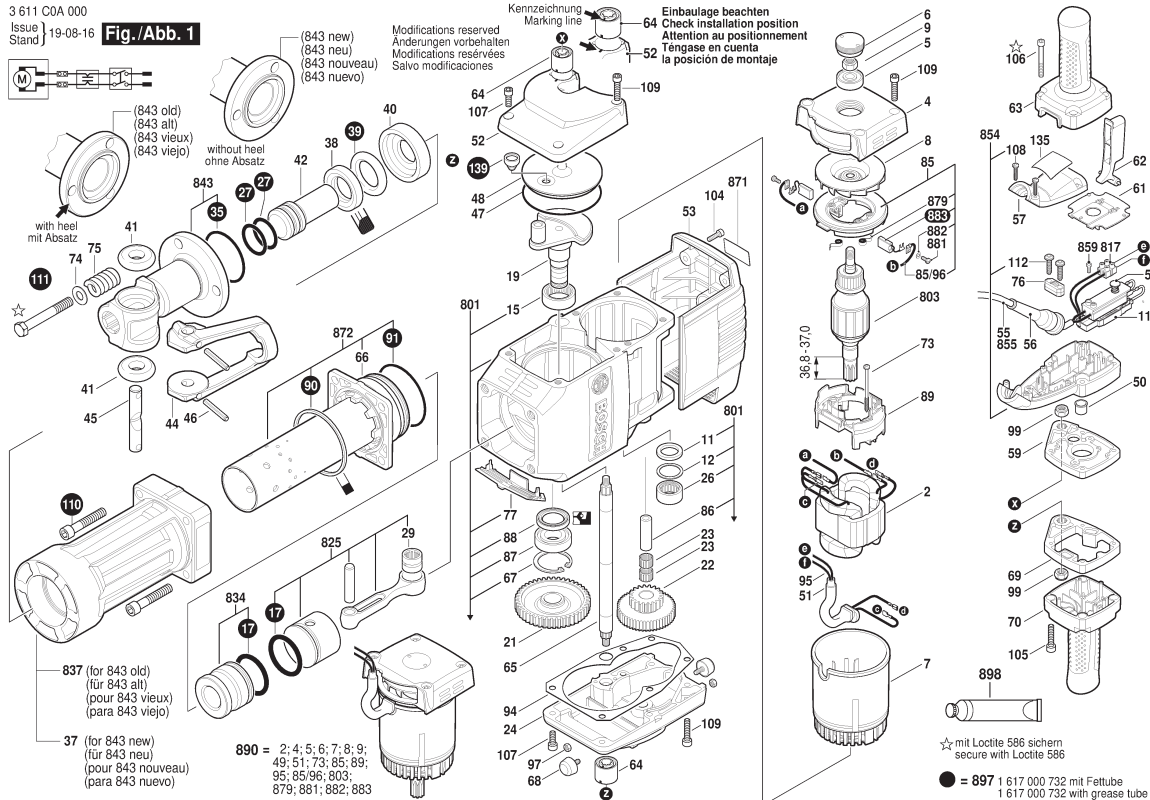
1 / 3

Model: 3 611 C0A 0F0

Item	Pc	Order no.	Description	LP in INR	Item	Pc	Order no.	Description	LP in INR
2	1	1 604 220 52R	Field 220-240V .	7.765,00	41	2	1 610 210 008	O-Ring 17,3X17,7 MM .	185,00
4	1	1 605 820 23G	Bearing cover .	4.283,00	42	1	1 600 A01 4TU	Striker Pin .	5.459,00
5	1	1 610 900 015	groove ball bearing	1.173,00	44	1	1 618 045 026	Retaining Bracket .	6.939,00
6	1	1 615 500 214	Screw Plug .	1.066,00	45	1	1 613 103 004	Locking Bolt .	2.640,00
7	1	1 615 108 104	Insulating Housing .	1.057,00	46	2	2 917 760 187	Slotted Spring Pin 8X55	55,00
8	1	1 616 610 089	Fan .	953,00	47	1	1 900 210 172	O-Ring 100X3 MM .	294,00
9	1	1 613 313 000	Hex Nut DIN 985-M12X1 .	90,00	48	1	1 610 516 017	Sealing cap .	710,00
11	1	1 610 108 013	Felt Washer .	64,00	50	1	3 600 421 500	Protection Sleeve .	70,00
12	1	1 610 102 616	Supporting Disc 1,0 MM	83,00	51	1	1 610 703 057	Cord guard .	198,00
15	1	1 610 910 091	Needle-Roller Bearing	1.292,00	52	1	1 600 A01 4T5	Fan Cover .	3.887,00
17	2	1 610 210 210	O-Ring .	355,00	53	1	1 615 500 414	Covering hood .	3.892,00
19	1	1 600 A01 4TX	Eccentric Shaft .	12.210,00	56	1	1 610 703 055	Cord guard .	277,00
21	1	1 616 318 009	Cylindrical Gear Z=45 .	5.113,00	57	1	1 615 500 418	Switch Cover .	186,00
22	1	1 616 328 036	Cylindrical Gear Z=19/52 .	7.532,00	58	1	1 617 200 124	Switch .	1.960,00
23	2	1 610 913 005	Needle-Roller Assembly .	258,00	59	1	1 600 A01 4U2	Intermediate Plate .	4.570,00
24	1	1 600 A01 4T0	Gear Cover .	6.138,00	61	1	1 615 700 059	Dust Protection .	216,00
26	1	1 610 910 092	Needle-Roller Bearing	1.173,00	62	1	1 612 026 153	Switch-Pawl .	153,00
27	2	1 610 210 213	O-Ring .	157,00	63	1	1 615 132 124	Handle .	2.934,00
29	1	1 610 910 097	Needle-Roller Bearing .	1.423,00	64	2	1 616 334 000	Rubber Torsion-Bar .	1.181,00
35	1	1 610 210 211	O-Ring .	295,00	65	1	1 613 060 005	Toothed Shaft .	2.934,00
37	1	1 600 A01 4T8	Guide Tube .	21.414,00	66	1	1 610 290 101	Backup ring .	2.951,00
38	1	1 600 A01 4U0	Supporting Disc .	715,00	67	1	2 916 660 023	Spring retaining ring DIN	67,00
39	1	1 610 290 103	Damping Ring .	666,00	68	2	1 613 465 001	Rubber Buffer .	166,00
40	1	1 600 A01 4U1	Intermediate Flange .	1.049,00	69	1	1 600 A01 4U3	Intermediate Plate .	4.867,00

Please observe: Repairing, modifying and testing of electro-tools are to be performed professionally. The safety regulations according to IEC, EN, VDE, AFNOR and other regulations of the individual countries are to be observed. Subject to change.

This price list supersedes all previous edition. Prices are subjected to change without any prior notice.

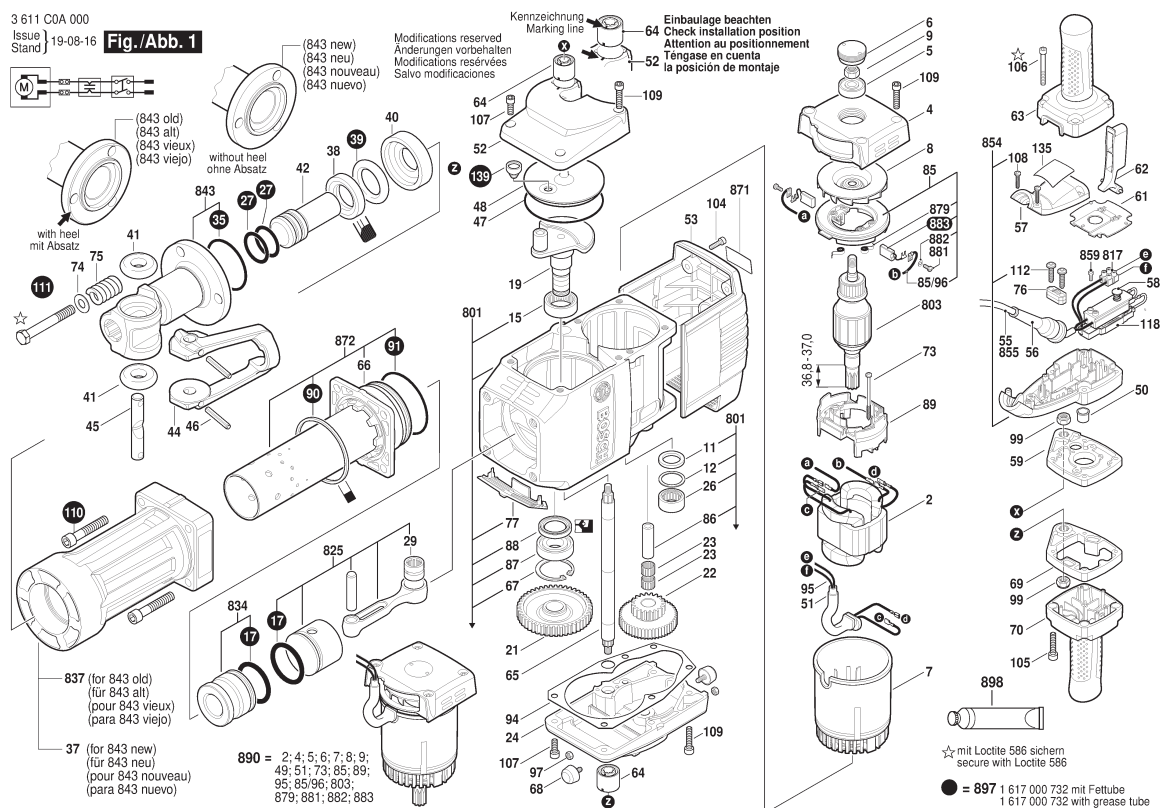


Model: 3 611 C0A 0F0

Item	Pc	Order no.	Description	LP in INR	Item	Pc	Order no.	Description	LP in INR
70	1	1 615 132 125	Handle .	2.934,00	110	4	2 910 141 356	Hex Socket Head Cap	84,00
73	2	1 603 435 036	Tapping Screw 4,8X78 MM,	55,00	111	3	1 613 414 024	Hex Screw .	189,00
74	3	2 916 160 010	Disc Spring .	93,00	112	2	1 613 490 021	Torx Oval-Head Screw .	52,00
75	3	1 614 614 009	Compression Spring .	358,00	118	1	1 614 503 011	Suppression Filter .	1.837,00
76	1	1 611 302 015	Fastening Clamp .	50,00	135	1	1 611 11C 01C	Reference Plate .	
77	1	1 615 500 431	Ventilation Grid .	142,00	139	1	1 610 508 050	Plug .	64,00
85	1	1 614 336 045	Brush Holder .	2.201,00	801	1	1 617 000 726	Motor Housing .	24.205,00
85/96	2	1 614 448 037	Connecting Cable .	219,00	803	1	1 614 011 139	Armature 220-240V .	18.331,00
86	1	1 610 300 033	Bearing bolt .	826,00	805	1	1 619 P15 856	Power supply cord .	
87	1	1 610 900 027	groove ball bearing	927,00	817	2	1 611 091 006	connecting terminal	45,00
88	1	1 610 283 016	Rotary shaft lip seal .	293,00	825	1	1 617 000 727	Piston Assembly Group .	4.744,00
89	1	1 610 009 008	Spacer .	136,00	834	1	1 617 000 728	Striker .	5.134,00
90	1	1 611 015 061	Rectangular Ring .	103,00	837	1	1 600 A01 BG9	Guide Tube .	18.428,00
91	1	1 610 210 212	O-Ring .	91,00	843	1	1 607 000 C8U	Toolholder .	20.533,00
94	1	1 611 015 021	Sealing Plate .	171,00	854	1	1 617 000 730	Switch Housing .	1.108,00
95	1	1 614 413 010	Wiring Harness .	294,00	859	2	2 910 011 088	Socket head cap screw	31,00
97	2	2 915 011 007	Hex Nut DIN 934-M6-8-A .	26,00	871	1	1 601 11A 3H5	Nameplate .	
99	2	3 613 313 500	Hex Nut DIN	83,00	872	1	1 617 000 731	Hammer Pipe .	20.533,00
104	4	2 910 141 201	Hex Socket Head Cap	80,00	879	2	1 614 652 001	Spiral Spring .	126,00
105	4	2 914 551 188	Microencapsulated Screw	84,00	881	2	1 613 490 005	Torx Oval-Head Screw	31,00
106	4	2 914 551 189	Microencapsulated Screw	48,00	882	2	1 610 151 007	Spring Lock Washer .	31,00
107	4	2 910 141 242	Hex Socket Head Cap	55,00	883	1	1 617 000 425	Carbon-Brush Set .	1.005,00
108	4	2 603 490 023	Torx Oval-Head Screw	31,00	890	1	1 617 000 733	Un. Flange-Mtd. Motor .	36.664,00
109	9	2 910 141 248	Hex Socket Head Cap	60,00	897	1	1 617 000 732	Wear and Tear Part Set .	4.400,00

Please observe: Repairing, modifying and testing of electro-tools are to be performed professionally. The safety regulations according to IEC, EN, VDE, AFNOR and other regulations of the individual countries are to be observed. Subject to change.

This price list supersedes all previous edition. Prices are subjected to change without any prior notice.

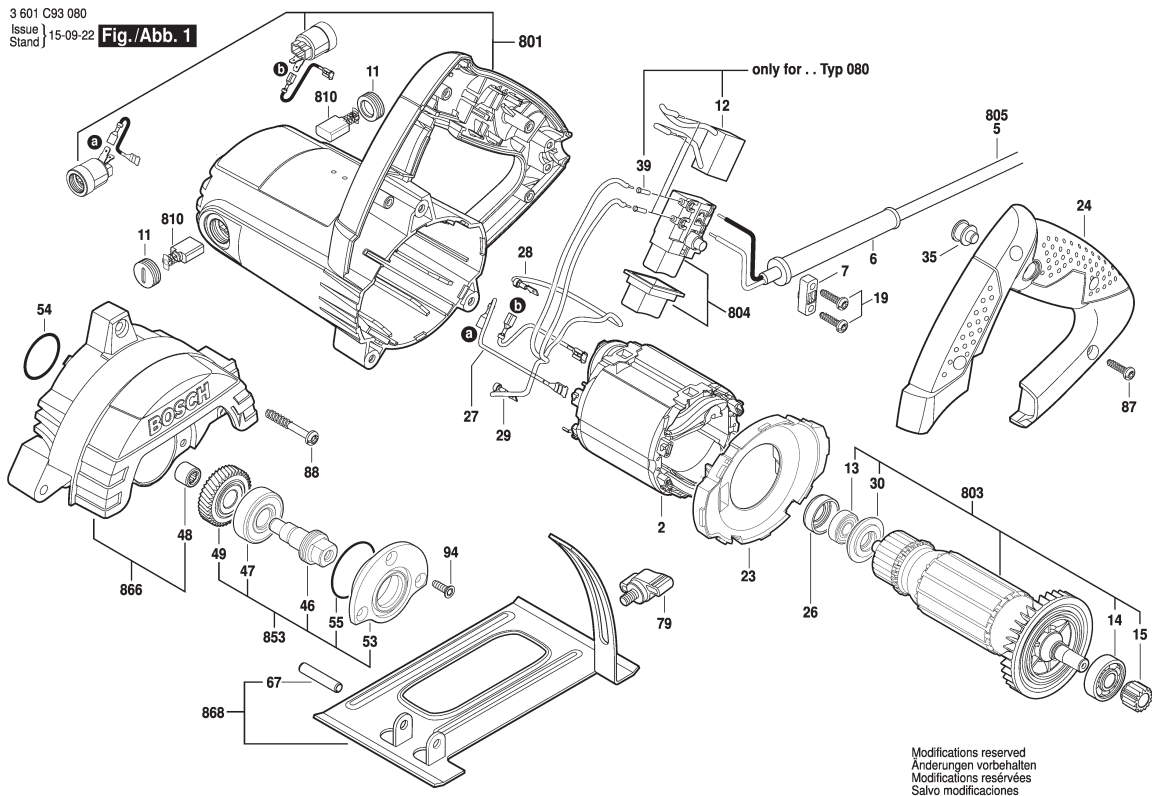


3 / 3

[illegible]

Please observe: Repairing, modifying and testing of electro-tools are to be performed professionally. The safety regulations according to IEC, EN, VDE, AFNOR and other regulations of the individual countries are to be observed. Subject to change.
This price list supersedes all previous edition. Prices are subjected to change without any prior notice.

 BOSCH Power Tools	Marble Cutter	Model GDC 120 3 601 C93 0F1 BO
---	----------------------	---



1 / 2

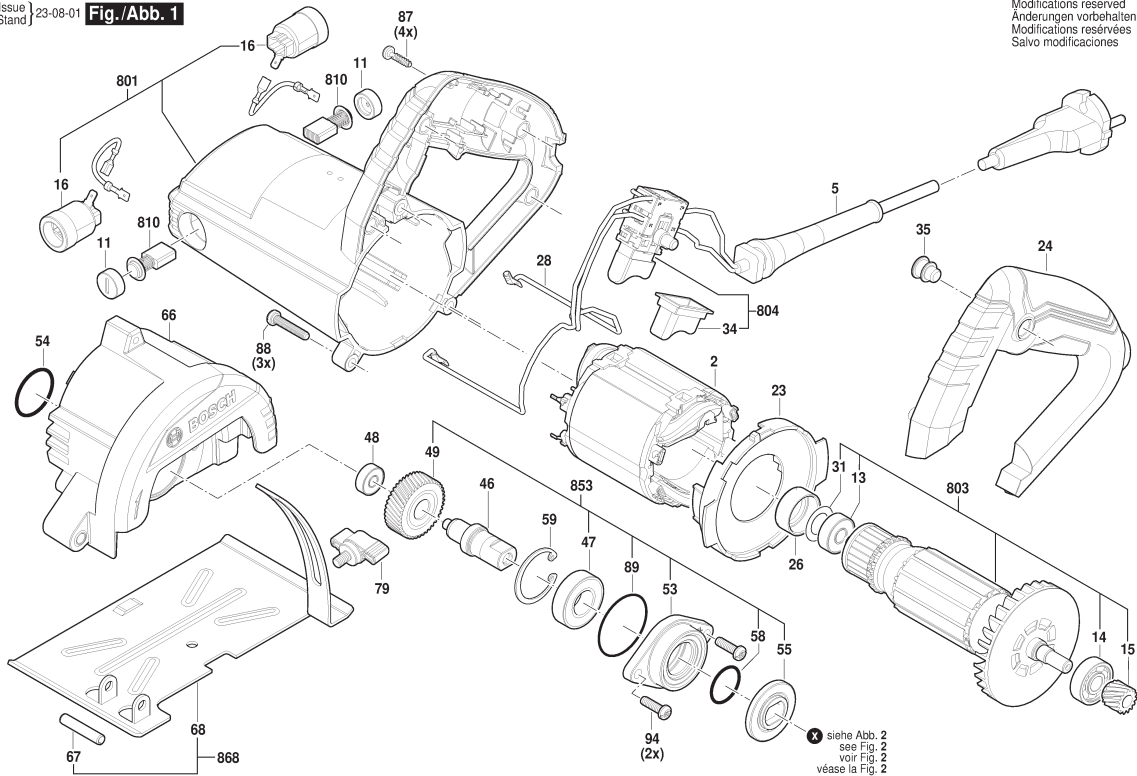
Model: 3 601 C93 0F1 = 220									
Item	Pc	Order no.	Description	LP in INR	Item	Pc	Order no.	Description	LP in INR
2	1	1 619 P08 330	Field 230V .	510,00	87	4	2 603 490 022	Screw 4X16 .	30,00
5	1	1 604 460 752	Power supply cord EU		88	3	1 619 P06 301	Torx Oval-Head Screw	38,00
6	1	F 002 G31 081	Grommet .	31,00	94	3	1 619 P07 062	Thread-Forming Screw .	36,00
7	1	1 619 P06 313	Cable Clip .	31,00	650/1	1	1 619 P06 295	Washer .	53,00
11	2	1 619 P06 286	Insulating Cap .	80,00	650/2	1	1 619 P07 057	Retaining Washer .	122,00
13	1	2 600 905 032	Ball Bearing 7X19X6 .	169,00	650/3	1	1 619 P10 156	Chuck Wrench .	43,00
15	1	F 000 618 002	Cylindrical Gear .	147,00	650/25	1	1 619 P00 278	Hex Screw .	61,00
23	1	1 619 P10 017	Air-Deflector Ring .	47,00	650/653	1	2 610 364 015	Hexagon Socket Screw	90,00
24	1	1 619 P10 018	Handle Cover .	62,00	801	1	1 619 P10 367	Housing Set .	285,00
26	1	1 619 P06 227	Rubber Ring .	31,00	803	1	1 619 P10 368	Armature set 230V .	868,00
27	1	1 600 A00 Z84	Connecting Cable .	25,00	804	1	1 619 P10 369	Switch .	142,00
28	1	1 600 A00 Z85	Connecting Cable .	34,00	810	1	1 619 P10 371	Carbon-Brush Set .	83,00
29	1	1 600 A00 Z86	Connecting Cable .	25,00	853	1	1 619 P07 457	Spindle Assembly .	539,00
30	1	1 619 P04 476	Sealing disk .	36,00	866	1	1 619 P10 373	Gear Housing .	248,00
35	1	1 619 P06 293	Protecting Cover .	36,00	868	1	1 619 P13 158	Base Plate .	346,00
46	1	F 000 619 026	Spindle .	171,00					
47	1	1 619 P00 352	groove ball bearing .	246,00					
48	1	1 600 200 029	Plain bearing .	31,00					
49	1	F 000 617 024	Cylindrical Gear .	192,00					
53	1	1 619 P07 061	Bearing Flange .	144,00					
54	1	F 000 640 007	O-Ring .	38,00					
55	1	F 000 640 008	O-Ring .	38,00					
67	1	2 917 760 156	Slotted Spring Pin 6X32	38,00					
79	1	1 603 480 02E	Wing Screw .	49,00					

Please observe: Repairing, modifying and testing of electro-tools are to be performed professionally. The safety regulations according to IEC, EN, VDE, AFNOR and other regulations of the individual countries are to be observed. Subject to change.
This price list supersedes all previous edition. Prices are subjected to change without any prior notice.

 BOSCH Power Tools	Marble Cutter	Model GDC 140 3 601 CA4 0F1 BO
---	----------------------	---

3 601 CA4 0F1
Issue
Stand 23-08-01

Fig./Abb. 1



Modifications reserved
Änderungen vorbehalten
Modifications réservées
Salvo modificaciones

1 / 2

Model: 3 601 CA4 0F1 = 220	
----------------------------	--

Item	Pc	Order no.	Description	LP in INR	Item	Pc	Order no.	Description	LP in INR
2	1	1 604 220 5BC	Field 230V .	536,00	59	1	2 916 660 013	Retaining clip DIN	50,00
5	1	1 604 460 77G	Power supply cord .	164,00	66	1	1 619 P20 448	Upper guard .	547,00
11	2	1 619 P06 286	Insulating Cap .	80,00	67	1	2 917 760 156	Slotted Spring Pin 6X32	38,00
13	1	2 600 905 110	groove ball bearing 8X22X7	194,00	68	1	1 619 P13 826	Base Plate .	248,00
14	1	1 619 P00 290	groove ball bearing .	163,00	79	1	1 603 480 02E	Wing Screw .	49,00
15	1	1 619 P20 450	Pinion .	91,00	87	4	2 603 490 022	Screw 4X16 .	30,00
16	2	1 619 P06 287	Carbon Brush Holder .	93,00	88	2	2 603 410 054	Thread-forming tap. Screw	29,00
23	1	1 619 P17 680	Baffle .	38,00	89	1	F 000 640 008	O-Ring .	38,00
24	1	1 619 P13 817	Handle .	70,00	94	2	2 603 410 054	Thread-forming tap. Screw	29,00
26	1	1 600 A01 N01	Rubber Ring .	38,00	651	1	1 619 P20 278	Chuck Wrench .	46,00
28	2	1 600 A00 Z85	Connecting Cable .	34,00	652	1	2 610 364 015	Hexagon Socket Screw	90,00
31	1	2 600 101 665	Shim washer 0,2 MM .	43,00	801	1	1 600 A03 03G	Housing Set .	339,00
34	1	1 619 P20 279	Protection cover .	44,00	803	1	1 604 010 BV0	Armature .	894,00
35	1	1 619 P20 329	Protection cover .	66,00	804	1	1 607 200 39R	Switch .	142,00
46	1	1 619 P13 825	Output Shaft .	97,00	810	1	1 619 P10 371	Carbon-Brush Set .	83,00
47	1	2 610 015 361	groove ball bearing .	70,00	853	1	1 607 200 39S	Spindle .	574,00
48	1	1 619 P00 285	groove ball bearing .	41,00	868	1	1 607 200 39T	Base Plate .	253,00
49	1	1 619 P20 451	Gear .	136,00					
53	1	1 619 P20 449	Flange .	72,00					
54	1	F 000 640 007	O-Ring .	38,00					
55	1	1 619 P13 830	Sealing washer .	48,00					
56	1	1 619 P13 831	Washer .	59,00					
57	1	1 619 P00 278	Hex Screw .	61,00					
58	1	1 619 P13 832	O-Ring .	29,00					

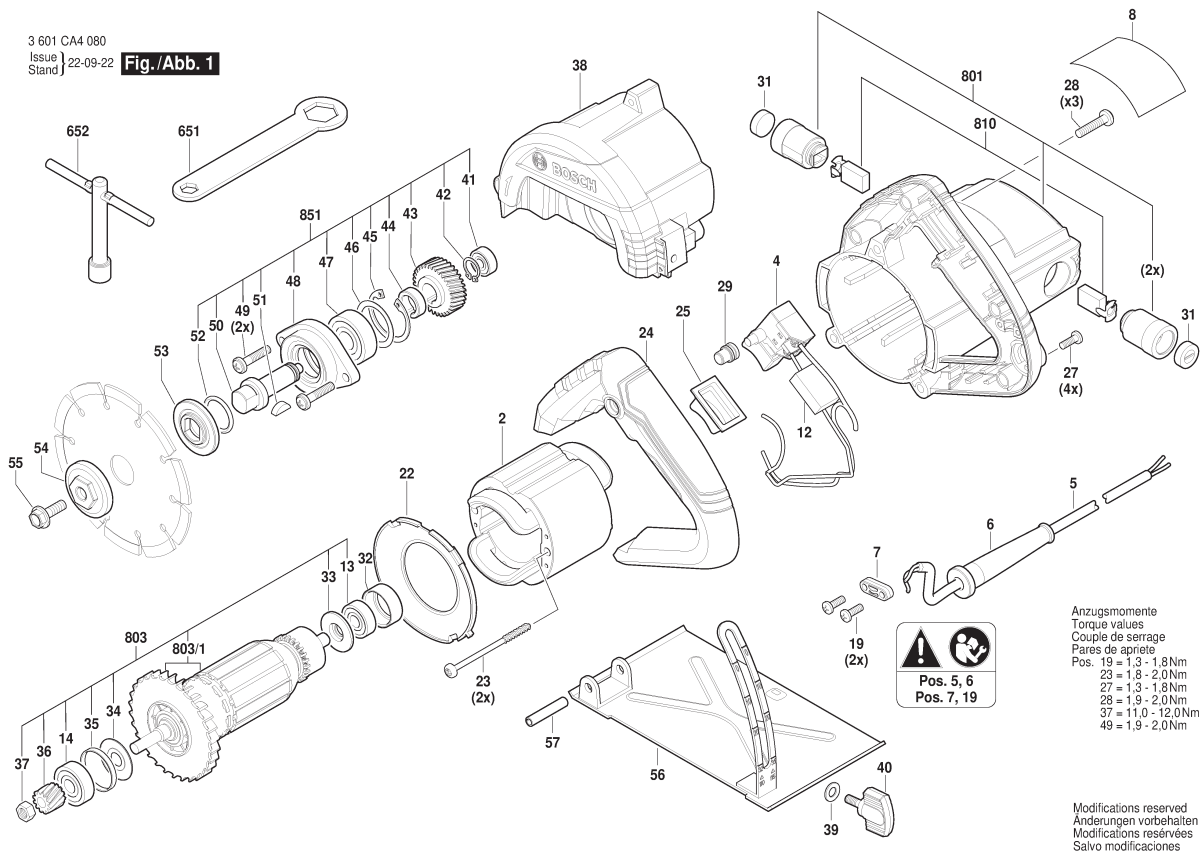
Please observe: Repairing, modifying and testing of electro-tools are to be performed professionally. The safety regulations according to IEC, EN, VDE, AFNOR and other regulations of the individual countries are to be observed. Subject to change.

This price list supersedes all previous edition. Prices are subjected to change without any prior notice.

 BOSCH Power Tools	Marble Cutter	Model GDC 141 3 601 CA4 1F0 BO
---	----------------------	---

3 601 CA4 080
Issue
Stand 22-09-22

Fig./Abb. 1



1 / 2

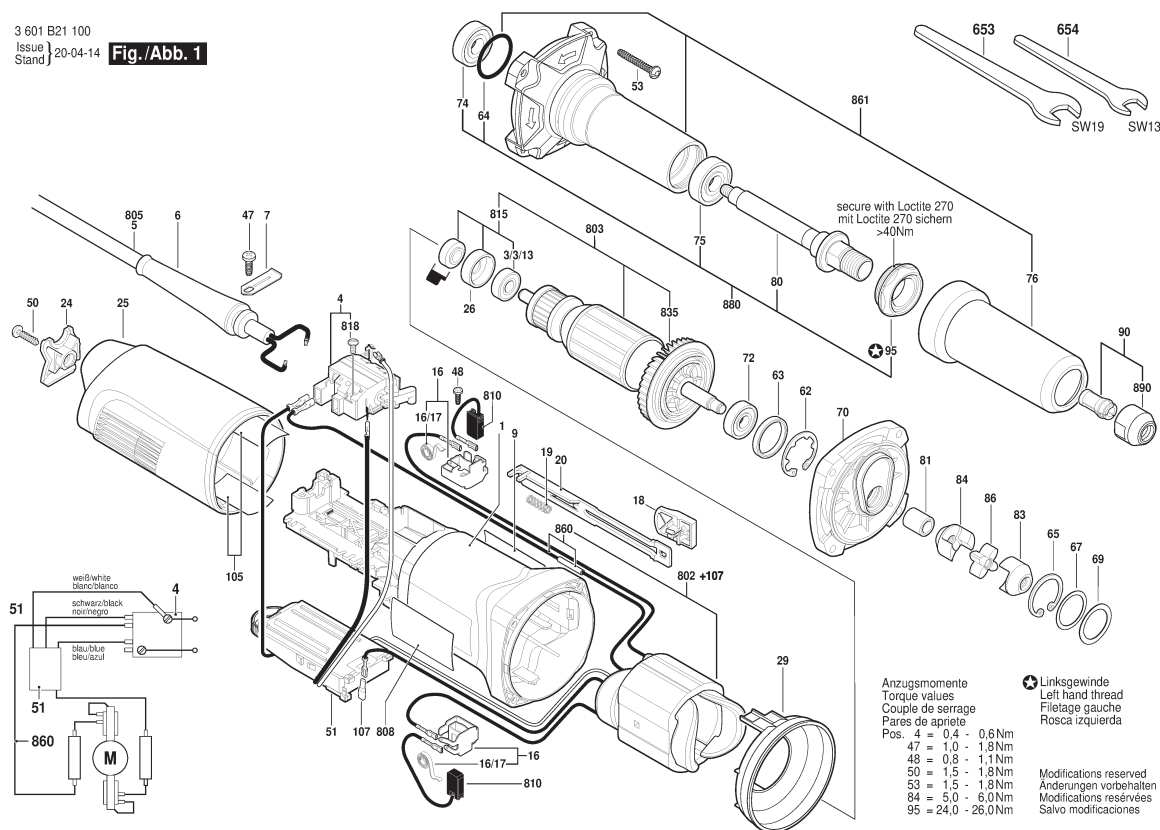
Model: 3 601 CA4 1F0 = 220									
Item	Pc	Order no.	Description	LP in INR	Item	Pc	Order no.	Description	LP in INR
2	1	1 619 PB8 856	Field .	618,00	38	1	1 619 PB7 282	Gear Box .	491,00
4	1	1 619 PB5 623	Switch .	143,00	39	1	1 619 PB5 780	Washer .	30,00
5	1	1 619 PB7 280	Power supply cord .		40	1	1 619 PB5 792	Wing Screw .	30,00
6	1	1 619 PB5 767	Cord guard .	30,00	41	1	1 619 PB5 757	groove ball bearing .	60,00
7	1	1 619 PB5 768	Cable Clip .	30,00	42	1	1 619 PB5 781	Spring retaining ring .	27,00
8	1	1 619 PB7 281	Nameplate .		43	1	1 619 PB7 284	Pinion .	91,00
12	1	1 619 PB5 771	Capacitor .	30,00	44	1	1 619 PB5 782	bushing .	27,00
13	1	1 619 PB5 758	groove ball bearing .	51,00	45	1	1 619 PB5 783	Spring retaining ring .	27,00
14	1	1 619 PB5 759	groove ball bearing .	93,00	46	1	1 619 PB5 784	Washer .	27,00
19	2	1 619 PB5 793	Screw .	30,00	47	1	1 619 PB5 760	groove ball bearing .	162,00
22	1	1 619 PB5 763	Air-Deflector Ring .	30,00	48	1	1 619 PB5 785	Upper guard .	57,00
23	2	1 619 PB5 794	Screw .	30,00	49	2	1 619 PB5 798	Screw .	29,00
24	1	1 619 PB5 764	Handle .	106,00	50	1	1 619 PB5 786	Output Shaft .	100,00
25	1	1 619 PB5 772	Cap .	154,00	51	1	1 600 A02 3FS	Woodruff Key .	27,00
27	4	1 619 PB5 795	Screw .	30,00	52	1	1 619 PB5 765	Rubber Ring .	27,00
28	3	1 619 PB5 796	Screw .	30,00	53	1	1 619 PB5 787	Clamping Flange .	30,00
29	1	1 619 PB5 773	Cap .	30,00	54	1	1 619 PB5 788	Clamping Flange .	37,00
31	2	1 619 PB5 756	Insulating Cap .	30,00	55	1	1 619 PB5 789	Bolt .	30,00
32	1	1 619 PB5 775	Bearing Sleeve .	30,00	56	1	1 619 PB7 285	Base .	262,00
33	1	1 619 PB5 776	Rubber Ring .	27,00	57	1	1 619 PB5 791	Slotted Spring Pin .	30,00
34	1	1 619 PB5 777	Washer .	27,00	651	1	1 619 PB5 742	Spanner .	42,00
35	1	1 619 PB5 778	Rectangular Ring .	37,00	652	1	1 619 PB5 743	Socket Wrench .	68,00
36	1	1 619 PB7 283	Gear .	77,00	801	1	1 619 PB5 911	Housing Set .	416,00
37	1	1 619 PB5 779	Hex Nut .	27,00	803	1	1 619 PB7 286	Armature assembly .	1.041,00

Please observe: Repairing, modifying and testing of electro-tools are to be performed professionally. The safety regulations according to IEC, EN, VDE, AFNOR and other regulations of the individual countries are to be observed. Subject to change.

This price list supersedes all previous edition. Prices are subjected to change without any prior notice.

3 601 B21 100
Issue
Stand 20-04-14

Fig./Abb. 1



1 / 2

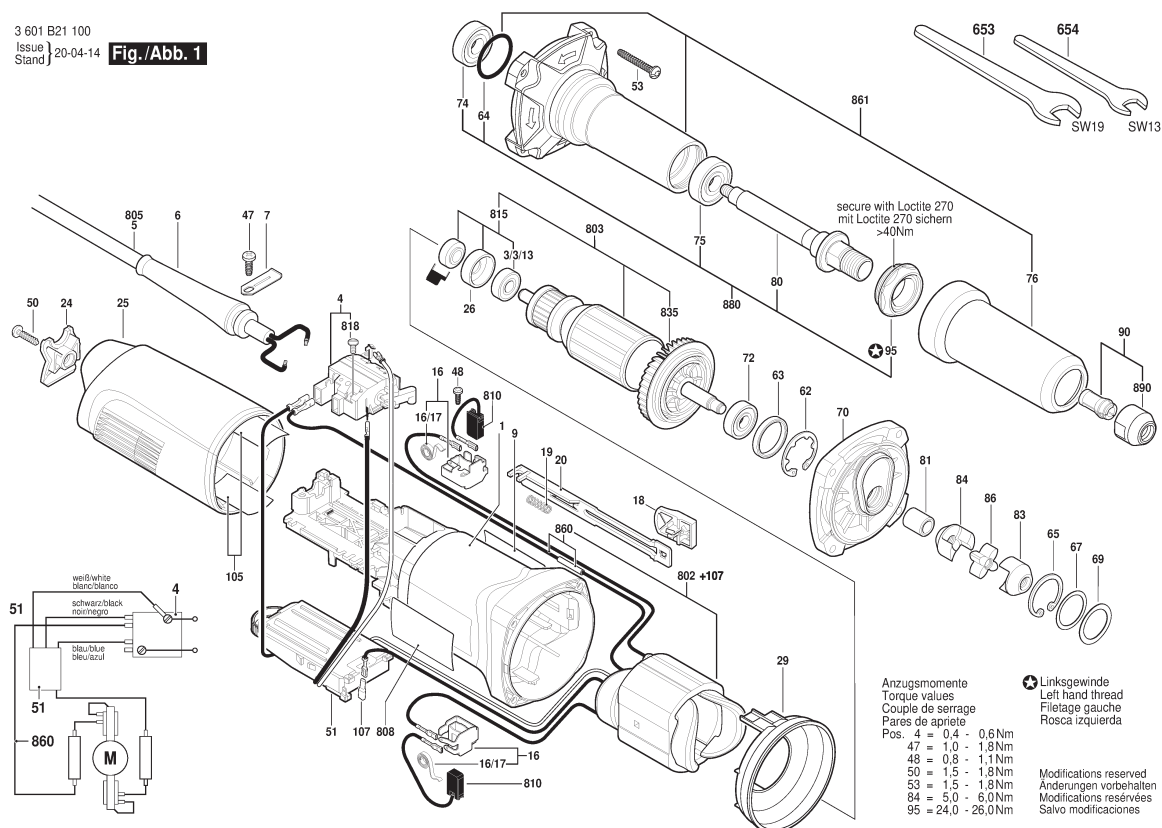
Model: 3 601 B21 100 = 230

Item	Pc	Order no.	Description	LP in INR	Item	Pc	Order no.	Description	LP in INR
1	1	3 605 108 224	Motor Housing .	294,00	67	1	3 600 150 011	Shim .	52,00
3/3/13	1	2 600 905 032	Ball Bearing 7X19X6 .	169,00	69	1	1 710 102 601	Shim 0,10 MM .	67,00
4	1	1 607 200 199	Switch .	383,00	70	1	3 605 700 225	Intermediate Flange .	2.208,00
6	1	1 600 703 040	Grommet .	72,00	72	1	1 600 905 032	groove ball bearing 8X22X7	85,00
7	1	1 601 302 017	Fastening Clamp .	31,00	74	1	3 600 905 156	groove ball bearing	522,00
9	1	3 601 110 594	Manufacturer's nameplate		75	1	3 600 905 157	groove ball bearing .	522,00
16	2	1 601 323 025	Brush Holder .	96,00	76	1	3 605 500 194	Protective Sleeve .	294,00
16/17	1	1 604 652 013	Spiral Spring .	46,00	80	1	3 603 523 070	Grinding Spindle .	1.330,00
18	1	1 602 026 088	Switch Handle .	32,00	81	1	3 600 400 034	Spacer Sleeve .	145,00
19	1	1 604 611 026	Compression Spring .	40,00	83	1	3 606 445 047	Coupling Half .	875,00
20	1	1 602 319 010	Adjusting Slide BLACK	50,00	84	1	3 606 445 047	Coupling Half .	875,00
24	1	1 605 500 227	Cover .	64,00	86	1	3 606 337 242	Carrier .	31,00
25	1	1 605 500 251	Housing Cover DARK	224,00	90	1	3 607 030 474	Clamping Unit Ø6 MM .	938,00
26	1	1 600 206 036	Rubber Ring .	48,00	95	1	3 600 328 043	Flange LEFTHAND	965,00
29	1	1 600 591 025	Air-Deflector Ring .	75,00	105	2	1 601 008 005	Insulating Plate .	85,00
47	1	2 603 490 021	Torx Oval-Head Screw	31,00	107	1	1 600 712 030	Insulating Part .	47,00
48	2	1 613 435 034	Lens Head Screw 3X10 ST	148,00	653	1	3 607 950 024	Single-Head Eng. Wrench	324,00
50	1	2 603 490 023	Torx Oval-Head Screw	31,00	654	1	3 607 950 025	Single-Head Eng. Wrench	280,00
51	1	1 607 233 452	Speed governor .	3.319,00	802	1	3 607 030 475	Pole Shoe 230V .	2.545,00
53	4	2 603 490 025	Torx Oval-Head Screw	32,00	803	1	3 607 030 476	Armature 230V .	3.465,00
62	1	1 600 119 011	Retaining clip .	52,00	805	1	1 607 000 392	Power supply cord EU	3.707,00
63	1	1 600 206 025	Rubber Ring .	29,00	808	1	1 601 11A 3H3	Nameplate .	
64	1	1 610 210 101	O-Ring 26,0X2,0 MM .	65,00	810	1	1 607 014 176	Carbon-Brush Set .	244,00
65	1	2 916 660 010	Spring retaining ring DIN	31,00	810	1	1 607 000 482	Carbon-Brush Set	2.363,00

Please observe: Repairing, modifying and testing of electro-tools are to be performed professionally. The safety regulations according to IEC, EN, VDE, AFNOR and other regulations of the individual countries are to be observed. Subject to change.

This price list supersedes all previous edition. Prices are subjected to change without any prior notice.

3 601 B21 100
Issue } 20-04-14
Stand }

Fig./Abb. 1

Anzugsmomente
Torque values
Couple de serrage
Pares de apriete
Pos. 4 = 0,4 -
47 = 1,0 -
48 = 0,8 -
50 = 1,5 -
53 = 1,5 -
84 = 5,0 -
95 = 24,0 - 2

★ Linksgewinde
Left hand thread
Filetage gauche
Rosca izquierda

Modifications réservées
Änderungen vorbehalten
Modifications réservées
Salvo modificaciones

Modifications reserved
Änderungen vorbehalten
Modifications réservées
Salvo modificaciones

2 / 2

[illegible]

Please observe: Repairing, modifying and testing of electro-tools are to be performed professionally. The safety regulations according to IEC, EN, VDE, AFNOR and other regulations of the individual countries are to be observed. Subject to change.

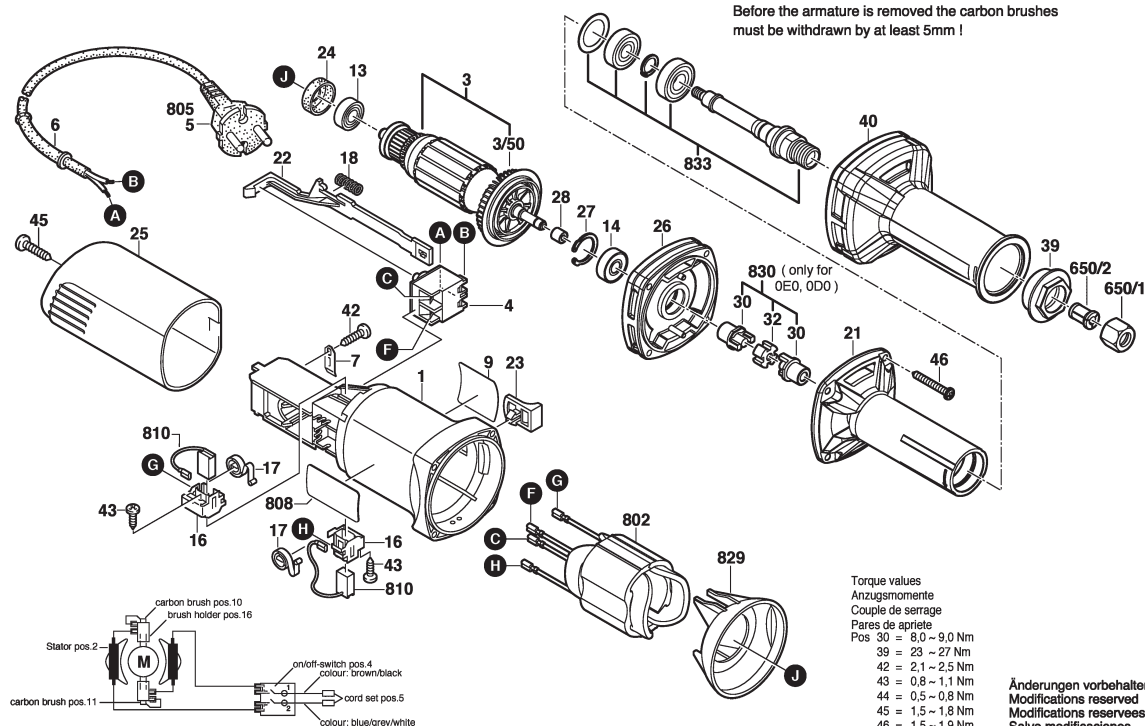
This price list supersedes all previous edition. Prices are subjected to change without any prior notice.

3 601 B24 0K0
Stand 19-09
Issue 17-12-01

Fig./Abb. 1

Gerad - Verzahnung

● Vor Demontage des Ankers
Kohlebürsten 5mm zurückziehen !
Before the armature is removed the carbon brushes
must be withdrawn by at least 5mm !



1 / 1

Model: 3 601 B24 0K0 = 230

Item	Pc	Order no.	Description	LP in INR	Item	Pc	Order no.	Description	LP in INR
1	1	1 619 P11 358	Motor Housing .	856,00	40	1	1 619 P09 268	Protective Sleeve .	165,00
3	1	1 619 P08 203	Armature 230V .	1.214,00	42	1	2 609 110 052	Special Screw .	47,00
3/50	1	1 606 610 141	Fan .	31,00	43	2	1 619 P00 220	Torx Oval-Head Screw	31,00
4	1	1 607 200 179	On-Off Switch .	132,00	45	1	2 910 611 020	Tapping Screw DIN	46,00
5	1	1 604 460 260	Power supply cord GB	339,00	46	4	1 619 P09 269	Torx Oval-Head Screw .	36,00
6	1	2 600 703 012	Grommet Ø6,5-Ø6,9X95	26,00	650/1	1	1 619 P09 252	Lock nut .	369,00
7	1	1 601 302 017	Fastening Clamp .	31,00	650/2	1	1 619 P10 661	Collet .	204,00
9	1	1 619 P09 523	Manufacturer's nameplate		802	1	1 619 P09 833	Field 230V .	978,00
13	1	1 619 P08 829	groove ball bearing .	217,00	805	1	1 607 000 387	Power supply cord CN	280,00
14	1	1 619 P00 455	Ball Bearing .	38,00	808	1	1 619 P09 488	Nameplate .	
16	2	1 619 P01 811	Brush Holder .	31,00	808	1	1 619 P09 490	Nameplate .	
17	2	1 604 652 013	Spiral Spring .	46,00	810	1	1 607 014 145	Carbon-Brush Set .	94,00
18	1	1 604 611 031	Compression Spring .	26,00	829	1	1 600 591 023	Air-Deflector Ring .	36,00
21	1	1 619 P10 235	Spindle Housing .	1.071,00	833	1	1 619 P09 253	Spindle Assembly .	1.428,00
22	1	1 602 319 009	Adjusting Slide .	31,00					
23	1	1 619 P02 762	Switch Button BLACK	31,00					
24	1	1 600 502 023	Intermediate Ring .	71,00					
25	1	1 619 P09 255	Housing Cover BLUE	358,00					
26	1	1 619 P09 256	Intermediate Flange .	573,00					
27	1	1 619 P09 261	Retaining snap ring .	34,00					
28	1	1 619 P09 434	Sleeve Ring .	120,00					
30	2	1 619 P09 263	Connector .	200,00					
32	1	1 619 P09 262	Adjusting Ring .	38,00					
39	1	1 619 P11 770	Cap Nut .	165,00					

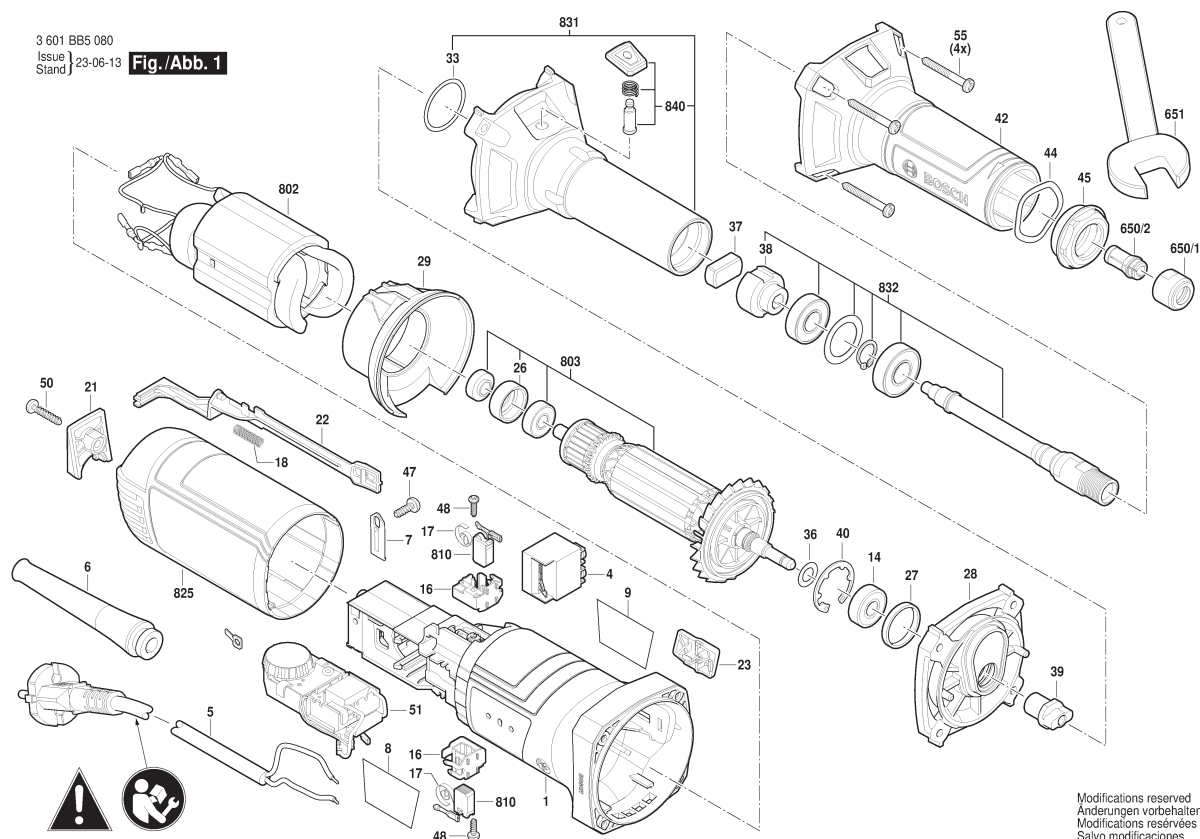
Please observe: Repairing, modifying and testing of electro-tools are to be performed professionally. The safety regulations according to IEC, EN, VDE, AFNOR and other regulations of the individual countries are to be observed. Subject to change.

This price list supersedes all previous edition. Prices are subjected to change without any prior notice.

 BOSCH Power Tools	Straight Grinders	Model GGs 30 LS 3 601 BB5 0F0 BO
---	--------------------------	---

3 601 BB5 080
Issue
Stand 23-06-13

Fig./Abb. 1



Modifications reserved
Änderungen vorbehalten
Modifications réservées
Salvo modificaciones

1 / 2

Model: 3 601 BB5 0F0 = 230	
----------------------------	--

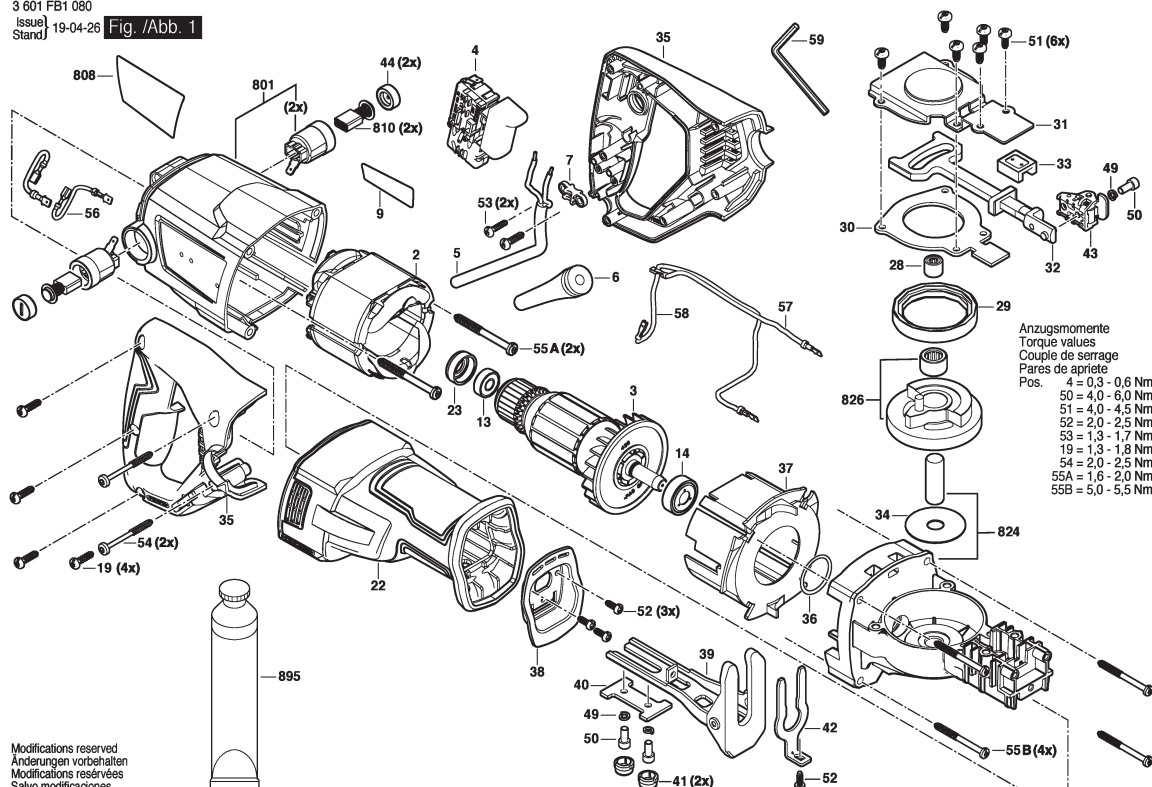
Item	Pc	Order no.	Description	LP in INR	Item	Pc	Order no.	Description	LP in INR
1	1	1 619 P20 936	Motor Housing .	171,00	42	1	1 619 P20 966	Protection Sleeve .	148,00
4	1	1 607 200 31S	Switch .	195,00	44	1	1 619 P20 965	Washer .	36,00
5	1	1 619 P15 857	Power supply cord IND .		45	1	1 619 P20 964	Cap Nut .	178,00
6	1	1 600 703 039	Grommet .	67,00	47	1	2 609 110 052	Special Screw .	47,00
7	1	1 601 302 017	Fastening Clamp .	31,00	48	2	1 619 P00 220	Torx Oval-Head Screw	31,00
8	1	1 619 P21 260	Nameplate .		50	1	1 619 P00 105	Torx Oval-Head Screw	31,00
9	1	1 619 P20 970	Manufacturer's nameplate		51	1	1 607 233 5NZ	Speed governor .	1.274,00
14	1	1 619 P13 103	groove ball bearing .	179,00	55	4	1 619 P09 269	Torx Oval-Head Screw .	36,00
16	2	1 600 A00 RG1	Brush Holder .	45,00	650/1	1	1 619 P09 252	Lock nut .	369,00
17	2	1 604 652 013	Spiral Spring .	46,00	650/2	1	1 619 P10 661	Collet .	204,00
18	1	1 619 P11 487	Compression Spring .	54,00	651	1	1 619 P21 169	Single-Head Eng. Wrench	164,00
21	1	1 619 P20 983	Cap .	27,00	802	1	1 619 P21 344	Field .	1.314,00
22	1	1 619 P20 940	Adjusting Slide .	27,00	803	1	1 619 P21 346	Armature .	1.930,00
23	1	1 619 P21 162	Switch Button .	27,00	810	1	1 619 P21 172	Carbon-Brush Set .	194,00
26	1	1 619 P21 374	Rubber Ring .		825	1	1 619 P21 173	Housing Cover .	146,00
27	1	1 600 206 025	Rubber Ring .	29,00	831	1	1 619 P21 349	Spindle Housing .	1.071,00
28	1	1 619 P20 958	Intermediate Flange .	319,00	832	1	1 619 P21 348	Spindle Assembly .	865,00
29	1	1 619 P20 959	Air-Deflector Ring .	36,00	840	1	1 619 P21 354	Push Button .	116,00
33	1	1 610 210 101	O-Ring 26,0X2,0 MM .	65,00					
36	1	1 619 P00 987	Washer .	31,00					
37	1	1 619 P20 962	Damper .	27,00					
38	1	1 619 P20 960	Coupling Half .	98,00					
39	1	1 619 P20 961	Coupling Half .	92,00					
40	1	1 600 119 011	Retaining clip .	52,00					

Please observe: Repairing, modifying and testing of electro-tools are to be performed professionally. The safety regulations according to IEC, EN, VDE, AFNOR and other regulations of the individual countries are to be observed. Subject to change

This price list supersedes all previous edition. Prices are subjected to change without any prior notice.

3 601 FB1 080
Issue 1
Stand 19-04-26

Fig./Abb. 1



1 / 1

Model: 3 601 FB1 0F0 = 220

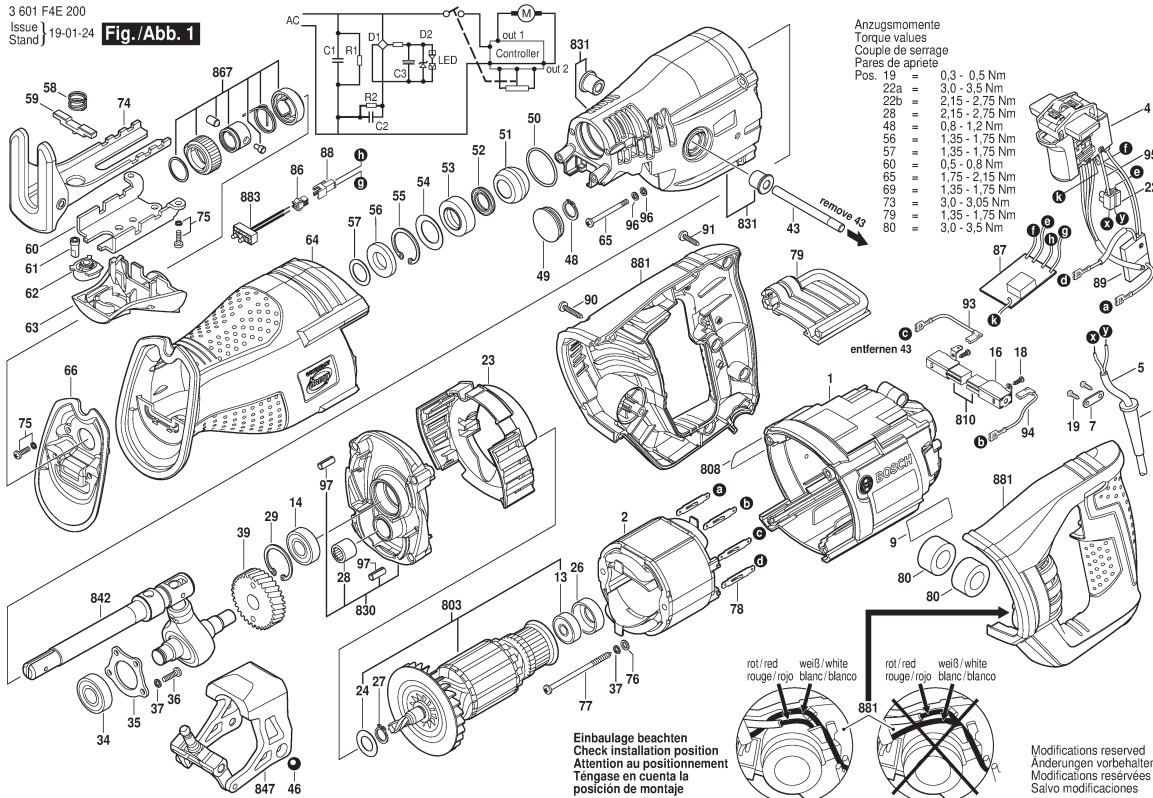
Item	Pc	Order no.	Description	LP in INR	Item	Pc	Order no.	Description	LP in INR
2	1	1 604 220 53J	Field .	1.389,00	40	1	1 619 P14 206	Plate .	203,00
3	1	1 604 010 B7E	Armature .	2.547,00	41	1	1 619 P14 207	Cover .	178,00
4	1	1 607 200 358	Switch .	980,00	42	1	1 619 P14 196	Plate .	268,00
5	1	1 619 P15 859	Power supply cord IND		43	1	1 619 P14 424	Quick-Clamping Device .	963,00
6	1	2 600 703 018	Grommet Ø7,3-Ø8,6X76	29,00	44	2	1 619 P06 286	Insulating Cap .	80,00
7	1	1 619 P06 313	Cable Clip .	31,00	49	3	2 916 683 006	Spring Lock Washer DIN	83,00
9	1	1 619 P15 154	Manufacturer's nameplate		50	3	1 619 P11 432	Hex Socket Head Cap	51,00
13	1	1 619 P00 456	Ball Bearing 7X19X6 MM .	60,00	51	6	1 613 435 014	Torx Oval-Head Screw	50,00
14	1	1 619 P10 481	Ball Bearing .	116,00	52	4	1 619 P01 678	Screw .	31,00
19	4	2 603 490 023	Torx Oval-Head Screw	31,00	53	2	2 603 490 022	Screw 4X16 .	30,00
22	1	1 619 P13 893	Insulating Sleeve .	847,00	54	2	1 619 X00 658	Screw .	31,00
23	1	1 619 P06 227	Rubber Ring .	31,00	55	6	1 619 P01 508	Screw .	39,00
28	1	2 600 914 017	Needle bearing Ø6/12 MM .	562,00	56	2	1 619 P07 060	Connecting Cable .	58,00
29	1	1 619 P13 916	Thrust Ring .	148,00	57	1	1 619 P14 209	Connecting Cable .	84,00
30	1	1 619 P13 910	Cover Plate .	268,00	58	1	1 619 P14 210	Connecting Cable .	92,00
31	1	1 619 P14 211	Cover Plate .	476,00	59	1	1 619 P11 420	Hexagon Socket Wrench .	91,00
32	1	1 619 P13 911	Lifting Rod .	1.730,00	801	1	1 619 P15 313	Motor Housing .	596,00
33	1	1 619 P13 907	Bushing .	96,00	808	1	1 619 P16 115	Nameplate .	
34	1	1 619 P14 546	Shim .	180,00	810	1	1 619 P10 063	Carbon-Brush Set .	201,00
35	1	1 619 P13 896	Set Of Handles .	717,00	824	1	1 619 P15 315	Gear Housing .	1.457,00
36	1	F 000 640 007	O-Ring .	38,00	826	1	1 619 P15 317	Bevel Gear Set .	1.522,00
37	1	1 619 P14 673	Air-Deflector Ring .	298,00	895	1	3 605 430 003	Grease Tube ALBIDA .	1.518,00
38	1	1 619 P14 201	Protective Cover .	315,00					
39	1	1 619 P14 202	Supporting foot .	617,00					

Please observe: Repairing, modifying and testing of electro-tools are to be performed professionally. The safety regulations according to IEC, EN, VDE, AFNOR and other regulations of the individual countries are to be observed. Subject to change.

This price list supersedes all previous edition. Prices are subjected to change without any prior notice.

3 601 F4E 200
Issue
Stand 19-01-24

Fig./Abb. 1



1 / 2

Model: 3 601 F4E 2K0 = 230

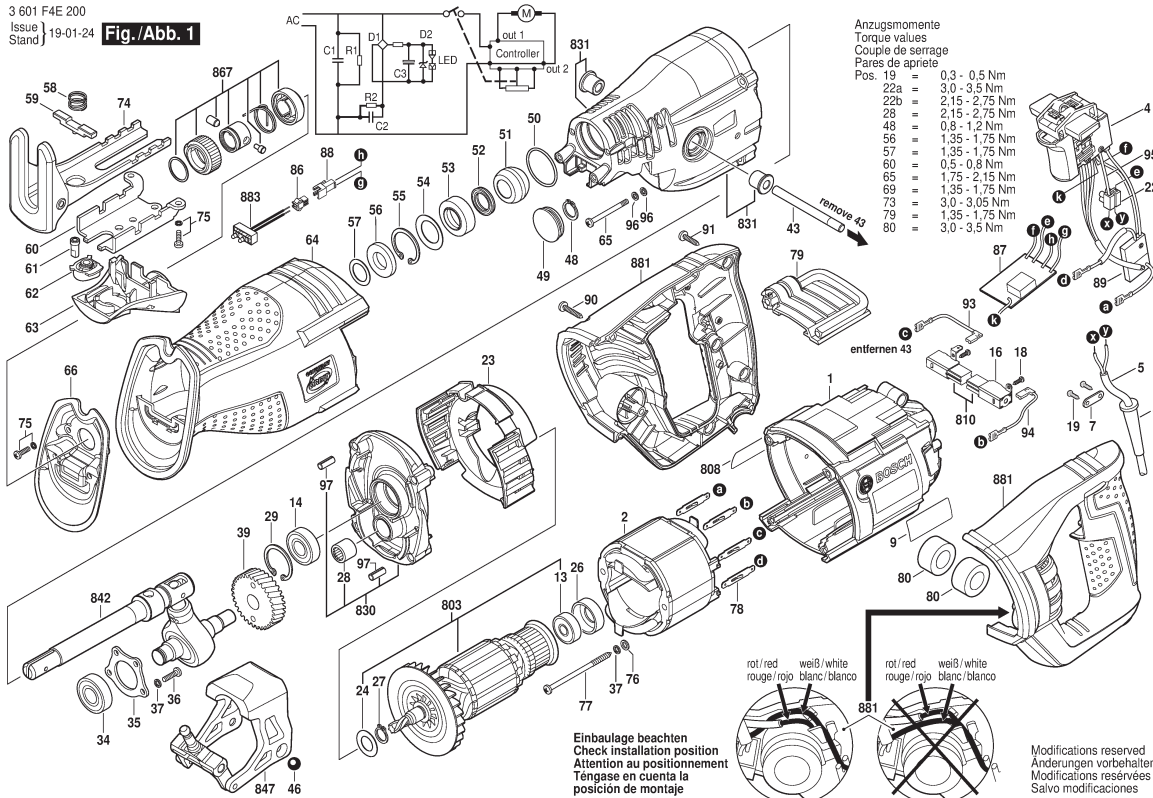
Item	Pc	Order no.	Description	LP in INR	Item	Pc	Order no.	Description	LP in INR
1	1	2 610 013 221	Motor Housing .	649,00	46	2	2 610 013 240	steel ball .	37,00
2	1	2 610 015 551	Stator 230-240V .	1.549,00	48	1	2 610 009 983	Retaining clip .	31,00
4	1	2 610 013 496	Switch .	1.268,00	49	1	2 610 009 982	Sealing cap .	53,00
5	1	2 610 957 172	Power supply cord .		50	1	2 610 009 981	O-Ring .	37,00
6	1	2 610 956 866	Cord guard .	34,00	51	1	2 610 009 980	Bushing .	134,00
7	1	2 610 010 008	Clamp Bracket .	31,00	52	1	2 610 009 979	Seal Ring .	490,00
13	1	2 610 010 004	Ball Bearing .	202,00	53	1	2 610 009 978	Sintered-Metal Bushing .	141,00
14	1	2 610 956 889	groove ball bearing .	208,00	54	1	2 610 009 976	Spring Washer .	86,00
16	2	2 610 956 874	Brush Holder .	74,00	55	1	2 610 009 975	Retaining clip .	37,00
18	4	2 610 010 013	Thread-forming tap. Screw	31,00	56	1	2 610 009 974	Felt Washer .	37,00
19	2	2 610 956 867	Tapping Screw .	31,00	57	1	2 610 009 973	Washer .	37,00
22	1	2 610 956 870	Terminal Block .	76,00	58	1	2 610 010 016	Compression Spring .	34,00
23	1	2 610 013 223	Baffle .	244,00	59	1	2 610 009 989	Clamp .	114,00
24	1	2 610 010 000	Washer .	31,00	60	1	2 610 009 962	Support Plate .	118,00
26	1	2 610 013 249	Bearing Sleeve .	37,00	61	1	2 610 013 232	Shaft .	75,00
27	1	2 610 010 001	Retaining clip .	30,00	62	1	2 610 013 233	Push Button .	37,00
28	1	2 610 009 997	Needle-Roller Bearing .	107,00	63	1	2 610 013 234	Housing Cover .	57,00
29	1	2 610 009 995	Retaining clip .	40,00	64	1	2 610 010 032	Insulating Sleeve .	949,00
34	1	2 610 009 986	Ball Bearing .	250,00	65	4	2 610 013 498	Thread-forming tap. Screw	100,00
35	1	2 610 009 987	Retaining Plate .	83,00	66	1	2 610 015 554	Cover Plate .	117,00
36	4	2 610 009 988	Thread-forming tap. Screw	37,00	74	1	2 610 010 015	Supporting foot .	533,00
37	6	1 619 P04 820	Spring Washer .	31,00	75	8	2 610 010 036	Screw .	37,00
39	1	2 610 009 994	Conversion Gear .	408,00	76	2	2 610 010 025	Locking washer .	33,00
43	1	2 610 013 237	Dowel pin .	86,00	77	2	2 610 010 006	Thread-forming tap. Screw	37,00

Please observe: Repairing, modifying and testing of electro-tools are to be performed professionally. The safety regulations according to IEC, EN, VDE, AFNOR and other regulations of the individual countries are to be observed. Subject to change.

This price list supersedes all previous edition. Prices are subjected to change without any prior notice.

3 601 F4E 200
Issue
Stand 19-01-24

Fig./Abb. 1



2 / 2

Model: 3 601 F4E 2K0 = 230

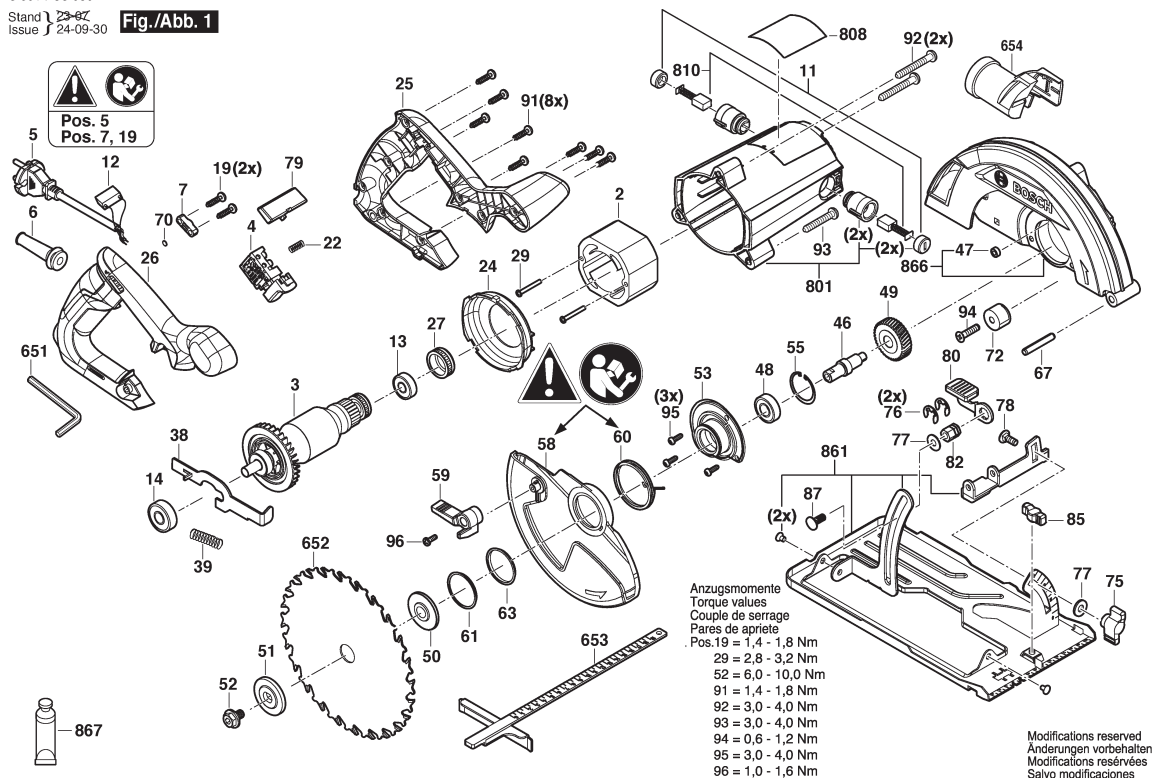
Item	Pc	Order no.	Description	LP in INR	Item	Pc	Order no.	Description	LP in INR
78	8	2 610 956 878	connecting terminal .	40,00					
79	1	2 610 015 555	Assembly Hook .	321,00					
80	2	2 610 013 242	Grommet .	54,00					
86	1	1 619 P04 831	Receptacle .	45,00					
87	1	2 610 015 627	Circuit Unit .	368,00					
88	1	2 610 015 628	Connector .	36,00					
89	1	1 619 PA2 367	Electronics Module .	1.238,00					
90	2	2 610 956 864	Tapping Screw .	31,00					
91	4	2 610 956 865	Tapping Screw .	60,00					
93	1	2 610 014 645	Connecting Cable .	37,00					
94	1	2 610 014 646	Connecting Cable .	36,00					
95	3	2 610 015 549	Lead Wire .	118,00					
96	8	2 610 015 548	Spring Washer .	33,00					
97	2	2 610 021 275	Split Pin .	61,00					
803	1	2 610 015 637	Armature set 230-240V .	3.031,00					
808	1	1 619 PA2 374	Nameplate .						
810	1	2 610 013 260	Carbon-Brush Set .	397,00					
830	1	2 610 013 244	Bearing Bracket .	877,00					
831	1	2 610 013 248	Front Housing .	2.024,00					
842	1	2 610 013 227	Spindle Assembly .	3.837,00					
847	1	2 610 013 246	Counterweight .	2.993,00					
867	1	2 610 010 029	Blade Holder .	783,00					
881	1	2 610 013 245	Set Of Handles .	1.274,00					
883	1	2 610 015 638	Electronic Assembly .	350,00					

Please observe: Repairing, modifying and testing of electro-tools are to be performed professionally. The safety regulations according to IEC, EN, VDE, AFNOR and other regulations of the individual countries are to be observed. Subject to change.

This price list supersedes all previous edition. Prices are subjected to change without any prior notice.

3 601 FC3 080
Stand 23-07
Issue 24-09-30

Fig./Abb. 1



1 / 2

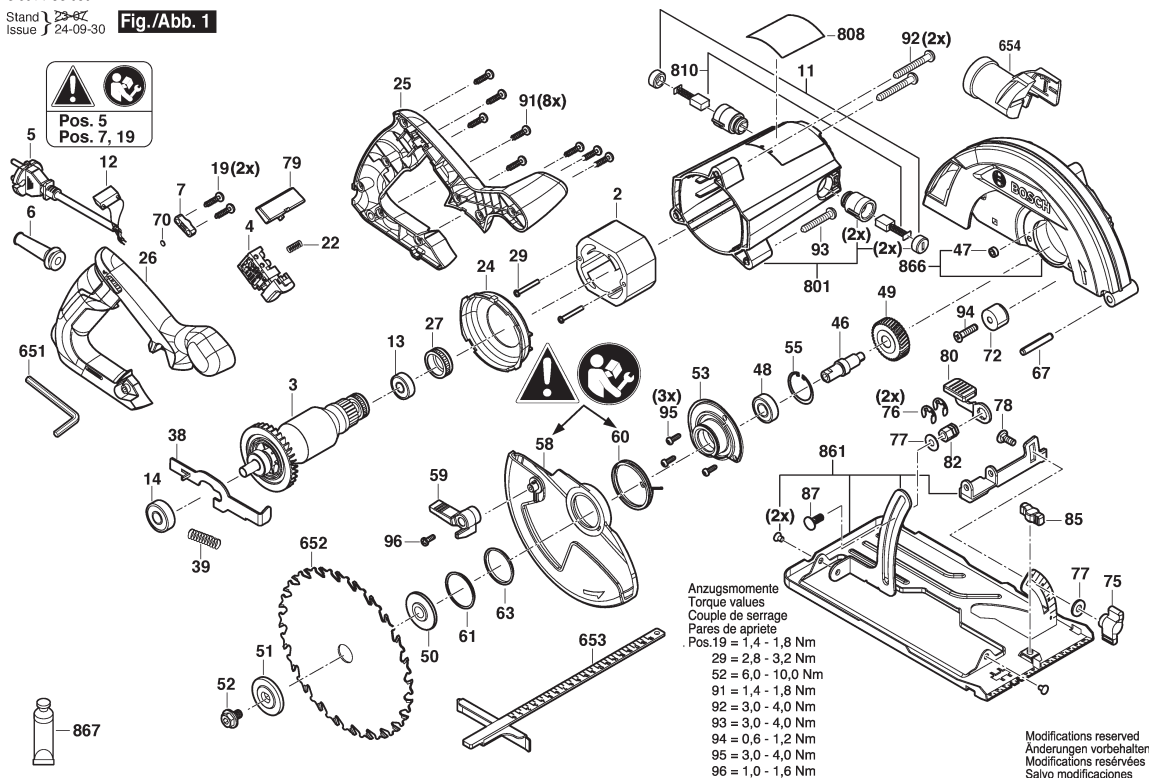
Model: 3 601 FC3 0F0 = 220

Item	Pc	Order no.	Description	LP in INR	Item	Pc	Order no.	Description	LP in INR
2	1	1 619 PB9 410	Field .	712,00	52	1	1 619 PB9 437	Screw M8X12 .	27,00
3	1	1 619 PB9 415	Armature .	1.251,00	53	1	1 619 PB9 427	Bearing Flange .	160,00
4	1	1 619 PB9 396	Switch .	238,00	55	1	1 619 PB9 425	Retaining ring F28 .	27,00
5	1	1 619 PC0 612	Power supply cord .		58	1	1 619 PB9 430	Lower guard .	468,00
6	1	1 619 PB9 393	Grommet .	38,00	59	1	1 619 PB9 431	Lever .	38,00
7	1	1 619 PB9 400	Cable Clip .	27,00	60	1	1 619 PB9 429	Spiral Spring .	27,00
11	2	1 619 PB9 406	Insulating Cap .	38,00	61	1	1 619 PB9 432	Locking washer .	27,00
13	1	1 619 PB9 414	Ball Bearing 6008 .	54,00	63	1	1 619 PC0 249	Flange Bushing .	38,00
14	1	1 619 PB9 418	Ball Bearing 6000RS .	65,00	67	1	1 619 PB9 450	Slotted Spring Pin .	27,00
19	2	1 619 PC0 002	Screw SCREW ST 4X16 .	27,00	70	1	1 619 PB9 399	O-Ring .	27,00
22	1	1 619 PB9 398	Compression Spring .	27,00	72	1	1 619 PB9 421	Bumper .	38,00
24	1	1 619 PB9 412	Baffle .	38,00	75	1	1 619 PB9 448	Wing Nut .	27,00
25	1	1 619 PB9 401	Handle .	178,00	76	2	1 619 PB9 440	Retaining ring F9 .	27,00
26	1	1 619 PB9 394	Handle .	172,00	77	2	1 619 PB9 441	Washer .	27,00
27	1	1 619 PB9 413	Rubber Ring .	38,00	78	1	1 619 PB9 446	Round-Head Bolt .	27,00
29	2	1 619 PB9 411	Screw 4X50 .	27,00	79	1	1 619 PB9 397	Switch Button .	27,00
38	1	1 619 PB9 417	Guide Bracket .	78,00	80	1	1 619 PB9 438	Lever .	38,00
39	1	1 619 PB9 416	Compression Spring .	27,00	82	2	1 619 PB9 439	Adjusting Nut .	38,00
46	1	1 619 PB9 424	Shaft .	171,00	85	1	1 619 PB9 447	Wing Screw .	38,00
47	1	1 619 PB9 420	Plain bearing .	27,00	87	1	1 619 PB9 443	Screw .	27,00
48	1	1 619 PB9 426	Ball Bearing 6001 .	66,00	91	8	1 619 PB9 403	Screw 4X16 .	27,00
49	1	1 619 PB9 423	Cylindrical Gear .	253,00	92	2	1 619 PB9 404	Screw M5X45 .	27,00
50	1	1 619 PB9 434	Inner Disc .	39,00	93	1	1 619 PB9 405	Screw M5X35 .	27,00
51	1	1 619 PB9 436	Locking washer .	76,00	94	1	1 619 PB9 422	Screw M6X25 .	27,00

Please observe: Repairing, modifying and testing of electro-tools are to be performed professionally. The safety regulations according to IEC, EN, VDE, AFNOR and other regulations of the individual countries are to be observed. Subject to change.

This price list supersedes all previous edition. Prices are subjected to change without any prior notice.

3 601 FC3 080
Stand } ~~23-07~~
Issue } 24-09-30

Fig./Abb. 1

2/2

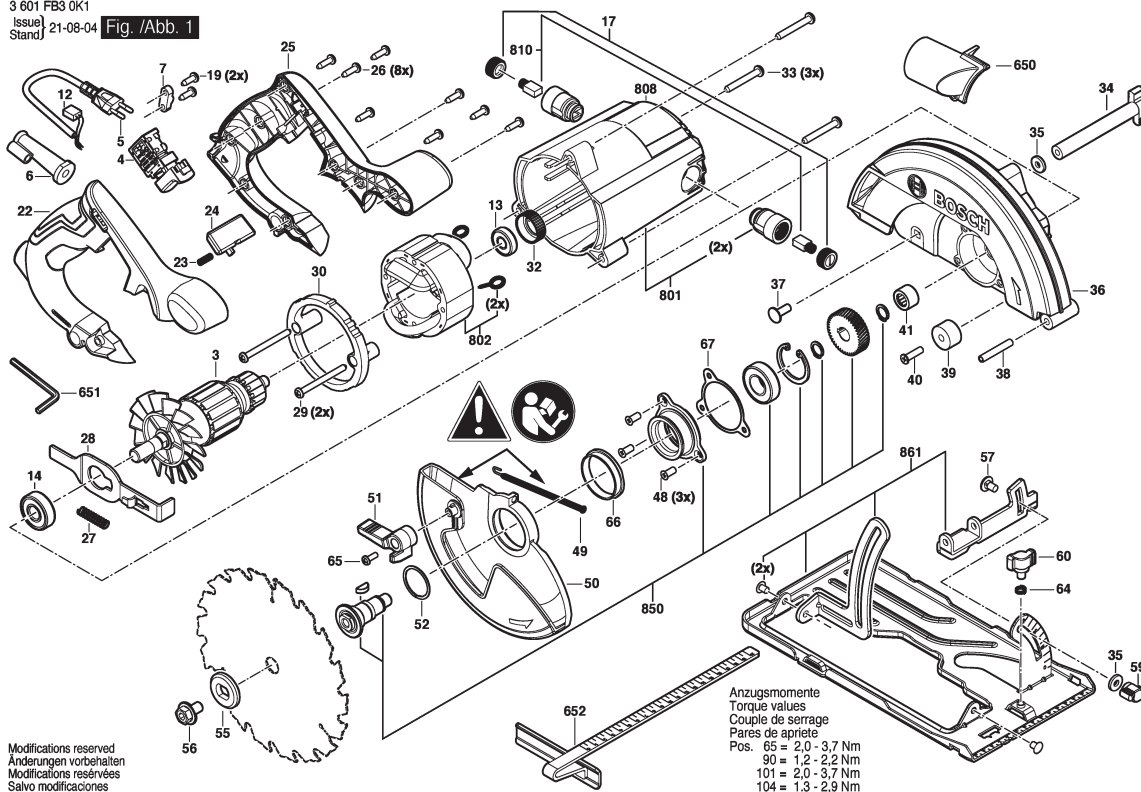
[illegible]

Please observe: Repairing, modifying and testing of electro-tools are to be performed professionally. The safety regulations according to IEC, EN, VDE, AFNOR and other regulations of the individual countries are to be observed. Subject to change.

This price list supersedes all previous edition. Prices are subjected to change without any prior notice.

3 601 FB3 0K1
Issue/Stand
21-08-04

Fig./Abb. 1



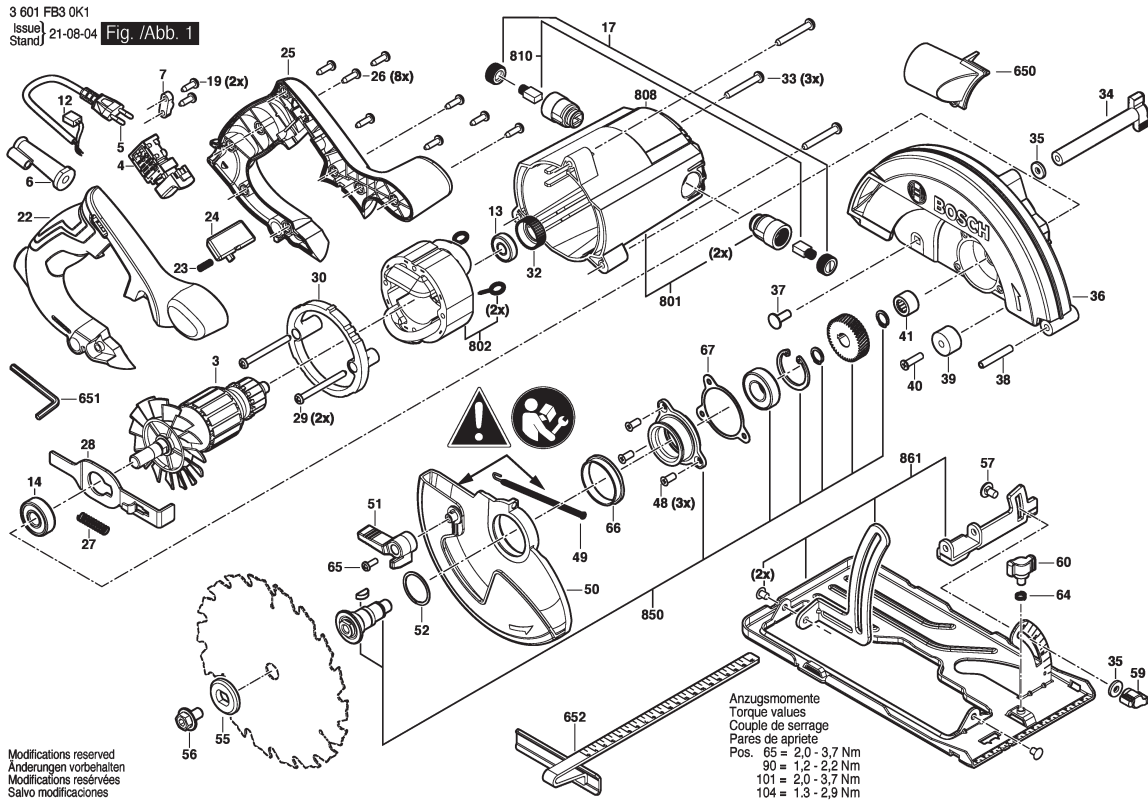
1 / 2

Model: 3 601 FB3 0F0 = 230

Item	Pc	Order no.	Description	LP in INR	Item	Pc	Order no.	Description	LP in INR
3	1	1 604 010 B9J	Armature .	1.298,00	36	1	1 619 PB6 389	Upper guard .	1.141,00
4	1	1 619 PB3 945	Switch .	290,00	37	1	1 600 A00 8RK	Bolt .	50,00
5	1	1 619 PB4 777	Power supply cord .		38	1	1 604 652 02A	Spiral Spring .	67,00
5	1	1 619 PB3 942	Power supply cord .	262,00	39	1	1 600 A00 8SA	Rubber Base .	111,00
6	1	1 600 703 04F	Grommet .	50,00	40	1	1 603 430 01K	Screw .	31,00
7	1	1 600 A00 8RB	Fastening Clamp .	31,00	41	1	1 600 A00 8RL	groove ball bearing .	125,00
12	1	1 619 PB3 946	Suppression Filter .	72,00	48	3	1 603 430 01L	Screw .	31,00
13	1	1 600 A01 4HC	Bearing .	111,00	49	1	1 604 652 02M	Spiral Spring .	31,00
14	1	1 600 A01 4GF	Bearing .	155,00	50	1	1 600 A01 4FF	Lower guard .	577,00
17	1	1 605 500 2A8	Cover .	80,00	51	1	1 600 A01 4FE	Lever .	31,00
19	2	1 603 430 01F	Screw .	31,00	52	1	1 600 A00 8RT	Loop .	67,00
22	1	1 605 132 17U	Handle .	199,00	55	1	1 600 A00 8RV	Flange .	216,00
23	1	1 604 652 025	Spiral Spring .	31,00	56	1	1 619 PB4 471	Screw .	102,00
24	1	1 600 A01 4F6	button .	31,00	57	1	1 600 A00 8RZ	Bolt .	31,00
25	1	1 605 132 17V	Handle .	288,00	59	1	1 600 A01 4FR	Knob .	31,00
26	8	1 603 430 01G	Screw .	31,00	60	1	1 600 A01 4FS	Knob .	31,00
27	1	1 604 652 026	Spiral Spring .	31,00	64	1	1 604 652 028	Spiral Spring .	31,00
28	1	1 600 A01 4FA	Guide Bracket .	67,00	65	1	1 603 430 01N	Screw .	31,00
29	2	1 603 430 01H	Screw .	31,00	66	1	1 600 A01 4FT	Washer .	31,00
30	1	1 600 591 06N	Air-Deflector Ring .	80,00	67	1	1 600 A01 78V	Sealing Plate .	31,00
32	1	1 600 460 039	Bearing Sleeve .	31,00	650	1	1 619 PB6 988	Vacuum Adapter .	52,00
33	3	1 603 430 01J	Screw .	31,00	651	1	1 600 A00 8S7	Hexagon Socket Wrench .	116,00
34	1	1 600 A01 4FM	Shift-Lever Knob .	31,00	652	1	1 600 A01 4HJ	Guide .	80,00
35	2	1 600 A00 8RH	Washer .	31,00	801	1	1 619 PB4 034	Motor Housing .	692,00

Please observe: Repairing, modifying and testing of electro-tools are to be performed professionally. The safety regulations according to IEC, EN, VDE, AFNOR and other regulations of the individual countries are to be observed. Subject to change.

This price list supersedes all previous edition. Prices are subjected to change without any prior notice.

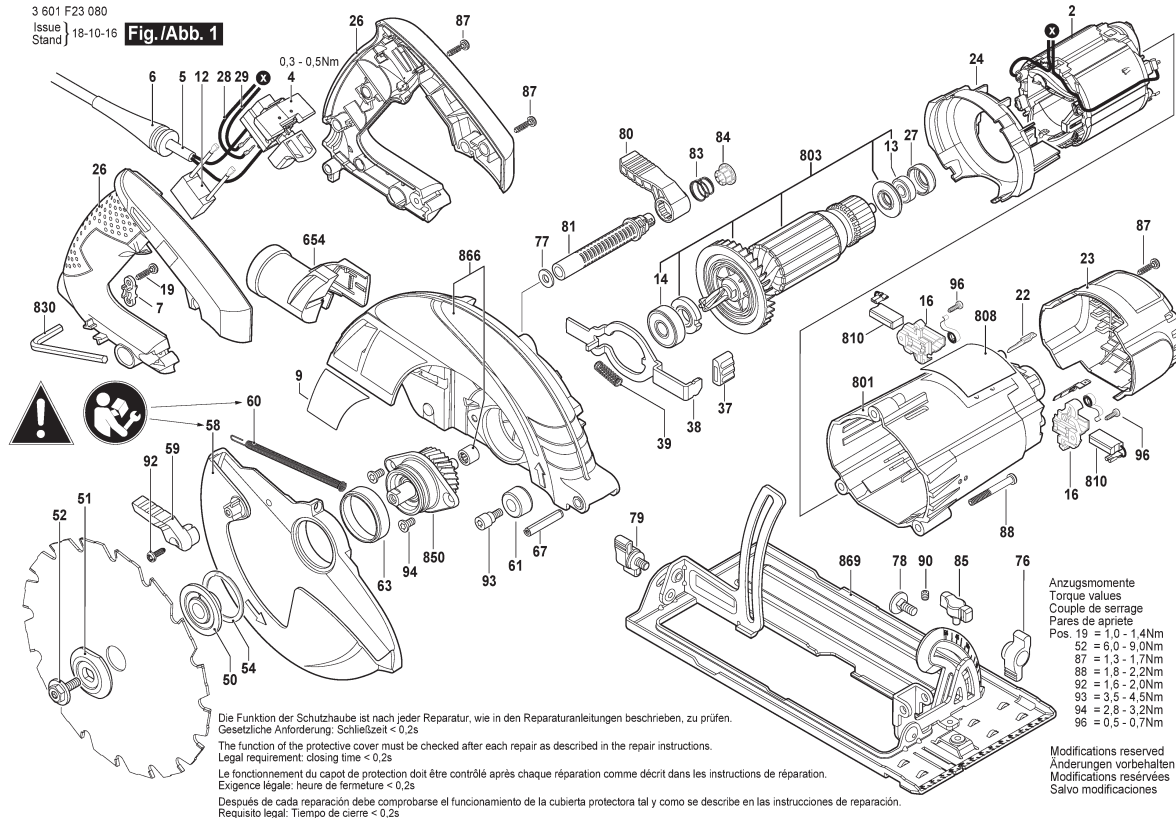
[illegible]

Please observe: Repairing, modifying and testing of electro-tools are to be performed professionally. The safety regulations according to IEC, EN, VDE, AFNOR and other regulations of the individual countries are to be observed. Subject to change.

This price list supersedes all previous edition. Prices are subjected to change without any prior notice.

3 601 F23 080
Issue
Stand 18-10-16

Fig./Abb. 1



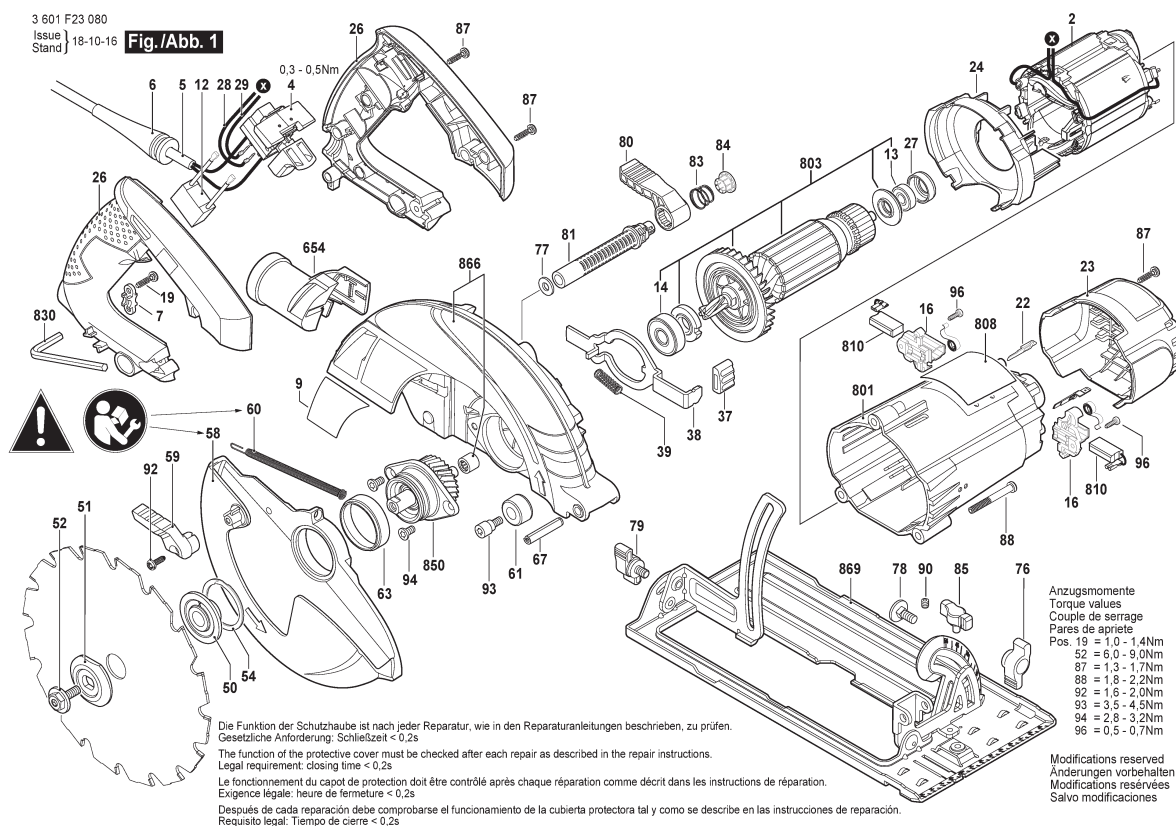
1 / 2

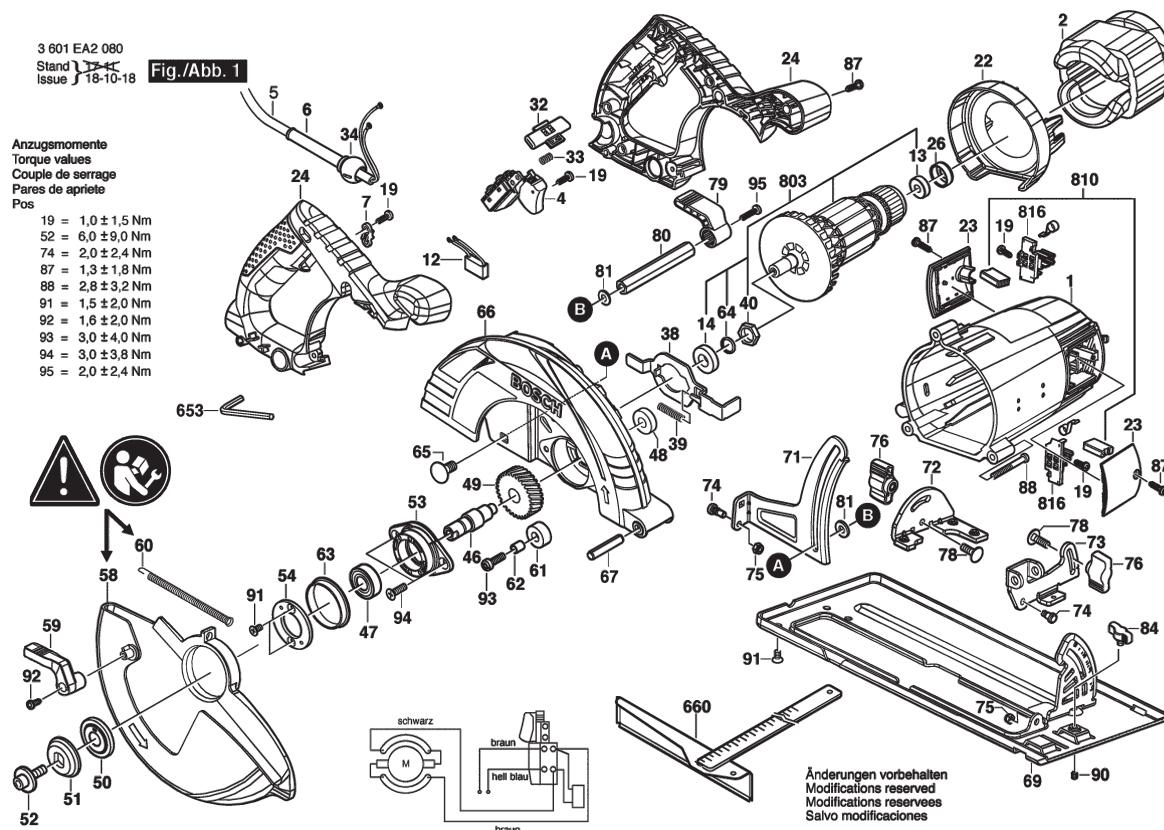
Model: 3 601 F23 0K0 = 230

Item	Pc	Order no.	Description	LP in INR	Item	Pc	Order no.	Description	LP in INR
2	1	1 619 P04 474	Field 230V .	1.267,00	58	1	1 600 A00 XZ6	Pivoting Blade Guard .	806,00
4	1	1 619 P06 206	Switch .	485,00	59	1	1 619 P06 235	Lever .	50,00
5	1	2 604 460 277	Power supply cord I/BR	1.426,00	60	1	1 619 P06 334	Extension Spring .	90,00
6	1	2 600 703 017	Grommet Ø6,4-Ø7,2X76	74,00	61	1	1 619 P06 236	Bumper BLACK	31,00
7	1	1 619 P06 313	Cable Clip .	31,00	63	1	1 619 P06 237	Flange Bushing .	31,00
9	1	1 619 P31 104	Manufacturer's nameplate		67	1	2 917 800 253	Coiled Spring Pin DIN ISO	50,00
13	1	1 619 P00 456	Ball Bearing 7X19X6 MM .	60,00	76	1	1 619 P06 244	Wing Nut .	50,00
14	1	1 619 P06 374	Bearing Cover Plate .	230,00	77	1	2 916 011 014	Plain Washer DIN 125-A	54,00
16	2	1 619 P13 417	Brush Holder .	71,00	78	1	1 619 P06 211	Round-Head Bolt .	31,00
19	2	2 603 490 021	Torx Oval-Head Screw	31,00	79	1	1 619 P06 316	Wing Screw .	50,00
22	2	1 619 P06 213	Right Angle Plug .	31,00	80	1	1 619 P06 245	Lever .	102,00
23	1	1 619 P06 218	End cap BLACK	232,00	81	1	1 619 P07 620	Adjustment rod .	166,00
24	1	1 619 P06 219	Baffle .	47,00	83	1	1 619 X01 792	Spring BLACK	31,00
26	1	1 619 P06 220	Set Of Handles .	660,00	84	1	1 619 P17 212	Cover .	58,00
27	1	1 619 P06 227	Rubber Ring .	31,00	85	1	1 619 P01 618	Wing Screw BLACK	31,00
28	1	1 619 P15 969	Wire .	59,00	87	8	2 603 490 022	Screw 4X16 .	30,00
29	1	1 619 P15 970	Wire .	59,00	88	3	2 610 925 864	Screw .	31,00
37	1	1 619 P06 225	Cap .	31,00	90	1	1 619 P04 540	Adjusting Screw BLACK	31,00
38	1	1 619 P06 226	Guide Bracket .	129,00	92	1	1 619 P01 678	Screw .	31,00
39	1	1 619 P01 642	Compression Spring .	64,00	93	1	1 619 P06 246	Screw .	31,00
50	1	1 619 P06 230	Washer .	164,00	94	2	2 610 924 687	Countersunk-Head Screw .	31,00
51	1	1 619 P06 231	Locking washer .	218,00	96	2	1 619 P06 252	Torx Oval-Head Screw .	31,00
52	1	1 619 P06 232	Screw .	64,00	654	1	1 619 P06 204	Vacuum Adapter .	103,00
54	1	1 619 P06 238	Locking washer .	31,00	801	1	1 619 P06 372	Motor Housing BLUE	733,00

Please observe: Repairing, modifying and testing of electro-tools are to be performed professionally. The safety regulations according to IEC, EN, VDE, AFNOR and other regulations of the individual countries are to be observed. Subject to change.

This price list supersedes all previous edition. Prices are subjected to change without any prior notice.

[illegible]



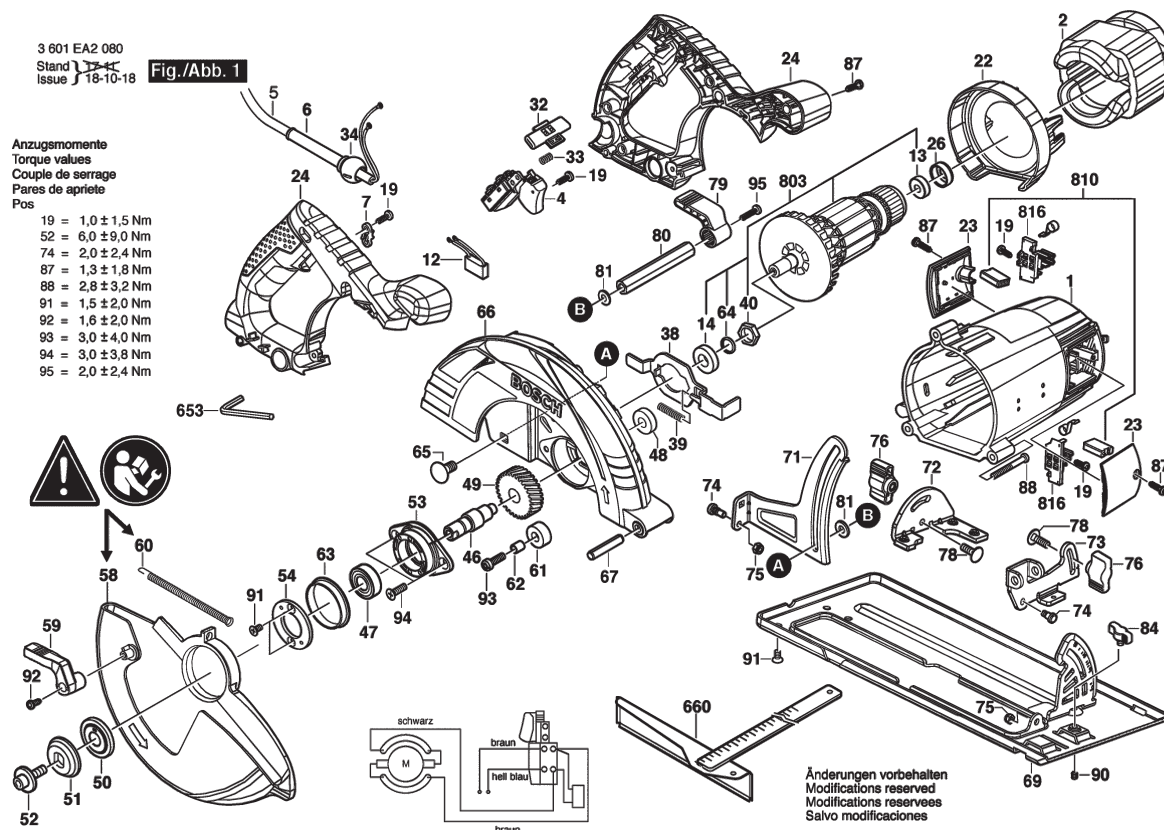
1 / 2

Model: 3 601 EA2 0F0 = 220

Item	Pc	Order no.	Description	LP in INR	Item	Pc	Order no.	Description	LP in INR
1	1	1 619 P10 219	Motor Housing .	779,00	51	1	1 619 P01 626	Locking washer .	102,00
2	1	1 619 P08 335	Field 230V .	2.276,00	52	1	1 619 P01 634	Clamp Screw .	45,00
4	1	1 607 200 286	Switch .	776,00	53	1	1 619 P01 628	Bearing Flange .	338,00
5	1	1 619 P02 327	Power supply cord .		54	1	1 619 P01 629	Retaining Plate .	54,00
6	1	2 600 703 013	Grommet Ø7,6-Ø8,2X95	71,00	58	1	1 600 A00 XZ2	Pivoting Blade Guard .	622,00
7	1	1 619 P01 104	Cable Clip .	31,00	59	1	1 619 P01 631	Lever .	64,00
12	1	1 619 P01 137	Suppression Filter .	163,00	60	1	1 619 P01 632	Extension Spring .	67,00
13	1	2 610 017 348	groove ball bearing .	126,00	61	1	1 619 P01 633	Bumper .	32,00
14	1	1 619 P06 095	groove ball bearing .	125,00	62	1	1 619 P02 580	Spacer Tube .	40,00
19	5	2 603 490 021	Torx Oval-Head Screw	31,00	63	1	1 619 P01 635	Flange Bushing .	45,00
22	1	1 619 P10 224	Baffle .	75,00	64	1	1 619 P10 650	Washer .	54,00
23	2	1 618 B00 802	Sealing cap .	36,00	65	1	1 619 P06 522	Stud bolt .	45,00
24	1	1 619 P10 220	Set Of Handles .	865,00	66	1	1 619 P10 222	Protective Guard .	2.278,00
26	1	1 600 206 030	Rubber Ring .	48,00	67	1	2 917 780 185	Slotted Spring Pin DIN	72,00
32	1	1 619 P01 157	Change-Over Switch RED	44,00	69	1	1 619 P10 227	Base Plate .	1.770,00
33	1	2 610 935 251	Compression Spring .	43,00	71	1	1 619 P10 230	Depth-Gauge .	170,00
34	1	1 619 P01 637	Strain-Relief Clamp .	31,00	72	1	1 619 P10 228	Support bracket .	146,00
38	1	1 619 P01 620	Guide Bracket .	115,00	73	1	1 619 P10 229	Hinge .	163,00
39	1	1 619 P01 642	Compression Spring .	64,00	74	2	2 610 923 224	Shoulder Screw .	42,00
40	1	1 619 P10 226	Bushing .	87,00	75	2	2 915 061 003	Hex Nut DIN 985-M 5-8-A .	63,00
46	1	1 619 P01 623	Shaft .	370,00	76	2	1 619 P01 636	Wing Nut .	45,00
47	1	1 900 905 279	groove ball bearing	329,00	78	2	2 910 281 201	Round-Head Bolt DIN	32,00
48	1	1 900 905 173	groove ball bearing	108,00	79	1	1 619 P01 668	Adjusting Lever .	31,00
49	1	1 619 P10 221	Gear .	720,00	80	1	1 600 A00 Z5N	Rod .	136,00

Please observe: Repairing, modifying and testing of electro-tools are to be performed professionally. The safety regulations according to IEC, EN, VDE, AFNOR and other regulations of the individual countries are to be observed. Subject to change.

This price list supersedes all previous edition. Prices are subjected to change without any prior notice.



2/2

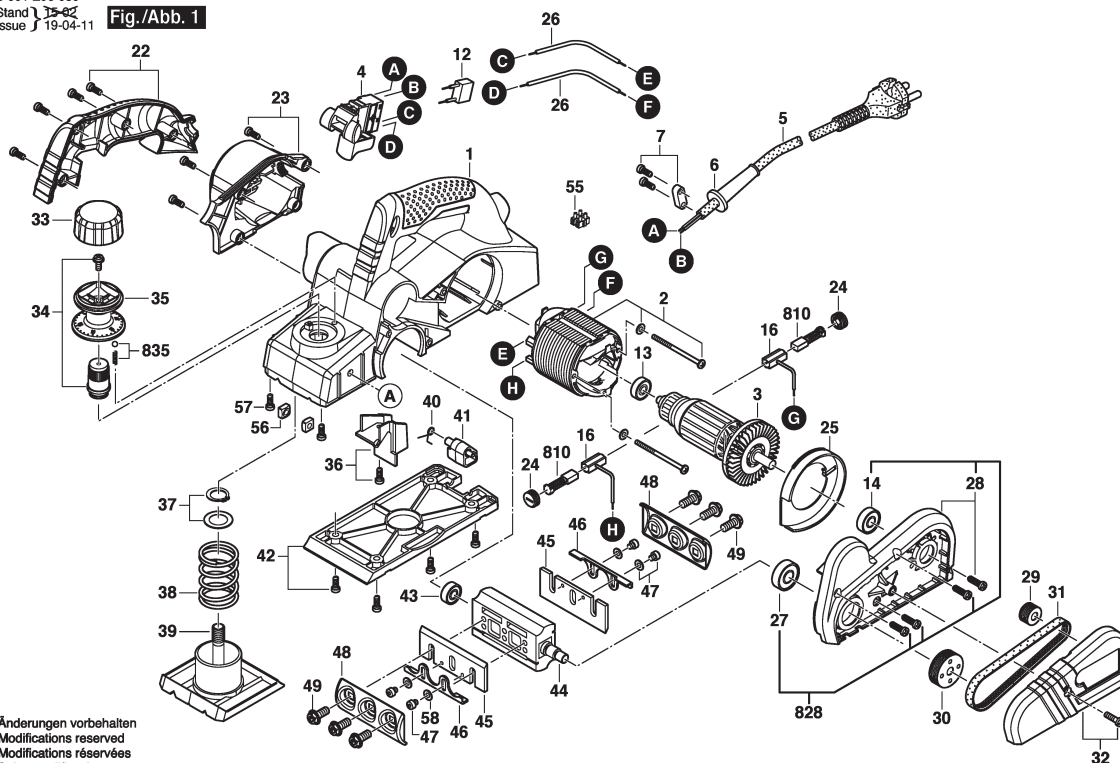
[illegible]

Please observe: Repairing, modifying and testing of electro-tools are to be performed professionally. The safety regulations according to IEC, EN, VDE, AFNOR and other regulations of the individual countries are to be observed. Subject to change.

This price list supersedes all previous edition. Prices are subjected to change without any prior notice.

3 601 E96 080
Stand 13-02
Issue 19-04-11

Fig./Abb. 1



Änderungen vorbehalten
Modifications reserved
Modifications réservées
Salvo modificaciones

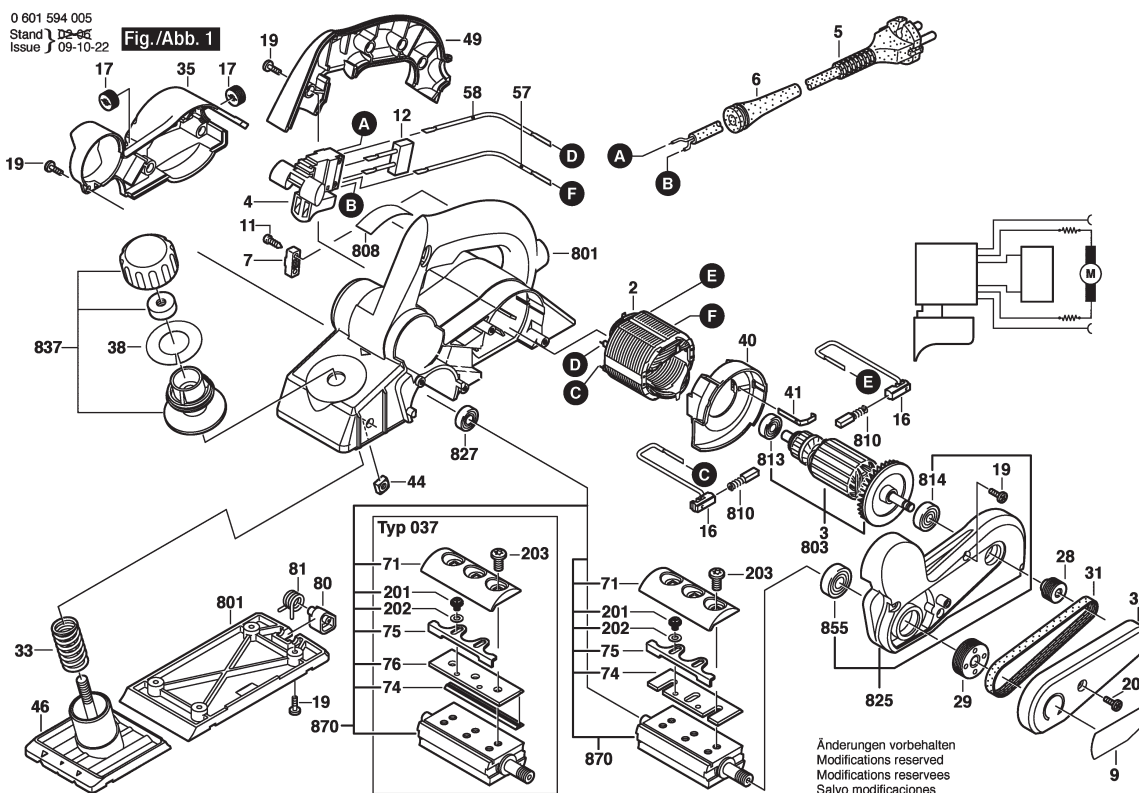
1 / 2

Model: 3 601 E96 0K0 = 230

Item	Pc	Order no.	Description	LP in INR	Item	Pc	Order no.	Description	LP in INR
1	1	1 619 PA7 989	Motor Housing .	922,00	35	1	1 619 PA8 005	Adjustment Knob .	91,00
2	1	1 619 PA7 991	Field 220-240V .	684,00	36	1	1 619 PA7 990	Cover .	72,00
3	1	1 619 PA7 993	Armature 220-240V .	866,00	37	1	1 619 PA8 007	Retaining snap ring .	41,00
4	1	1 619 PA7 983	Switch Kit .	307,00	38	1	1 619 PA8 008	Compression Spring .	53,00
5	1	1 619 PA7 979	Power supply cord .		39	1	1 619 PA8 009	Adjusting Plate .	365,00
6	1	1 619 PA8 026	Grommet .	39,00	40	1	1 619 PA8 011	Spring .	31,00
7	1	1 619 PA7 982	Clamping Piece .	39,00	41	1	1 619 PA8 012	Knife Guard .	49,00
12	1	1 619 PA7 985	Suppression Capacitor .	95,00	42	1	1 619 PA8 010	Base Plate .	467,00
13	1	1 619 PA7 994	groove ball bearing .	96,00	43	1	2 600 905 051	groove ball bearing 7X19X6	199,00
14	1	1 619 PA7 998	groove ball bearing .	96,00	44	1	1 619 PA8 013	Cutting Head .	705,00
16	2	1 619 PA7 995	Carbon Brush Holder .	96,00	45	2	2 609 110 357	Planing knife .	220,00
22	1	1 619 PA7 986	Handle .	164,00	46	2	2 602 316 001	Stop Holding Device .	61,00
23	1	1 619 PA7 987	Cover .	187,00	47	4	2 603 433 001	Torx Oval-Head Screw .	49,00
24	2	1 619 PA7 988	Brush-Cover .	53,00	48	2	2 609 110 064	Clamping jaws .	163,00
25	1	1 619 PA7 992	Air-Deflector Ring .	71,00	49	6	2 609 110 084	Straining Screw .	31,00
26	1	1 619 PA7 981	Connecting Cable .	44,00	55	1	1 619 PA8 720	Socket .	31,00
27	1	1 619 PA7 999	groove ball bearing .	117,00	56	2	2 603 320 004	Square Nut M6 .	52,00
28	1	1 619 PA8 035	Bearing Flange .	453,00	57	1	1 619 PA8 722	Screw .	31,00
29	1	1 619 PA8 000	Pulley .	100,00	58	4	2 916 069 088	Spring Washer .	52,00
30	1	1 619 PA8 001	Pulley .	100,00	651	1	1 619 PA8 020	Guide Bracket .	464,00
31	1	1 619 PB5 920	V-Belt .	266,00	652	1	2 607 970 002	Feeler Gauge .	148,00
32	1	1 619 PA8 003	Gear Cover .	106,00	653	2	2 607 950 025	Hexagon-Socket Key .	73,00
33	1	1 619 PA8 004	Cover .	71,00	654	1	2 608 133 002	Blade Sharpening Device .	220,00
34	1	1 619 PA8 006	Cap Nut .	70,00	810	1	2 609 120 398	Carbon Brush .	280,00

Please observe: Repairing, modifying and testing of electro-tools are to be performed professionally. The safety regulations according to IEC, EN, VDE, AFNOR and other regulations of the individual countries are to be observed. Subject to change.

This price list supersedes all previous edition. Prices are subjected to change without any prior notice.



1 / 2

Model: 0 601 594 060 = 220

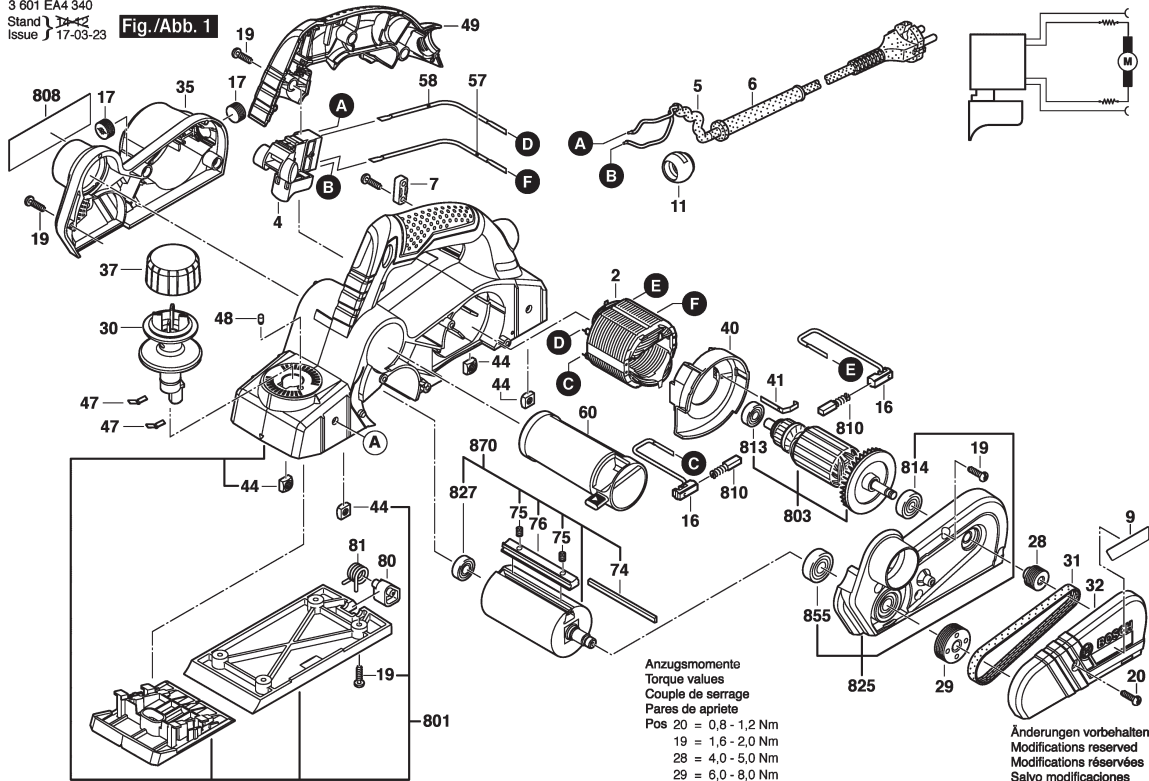
Item	Pc	Order no.	Description	LP in INR	Item	Pc	Order no.	Description	LP in INR
2	1	2 604 220 480	Field 230-240V .	776,00	58	1	2 604 448 118	Connecting Cable L=213	50,00
4	1	1 607 200 157	Switch .	254,00	71	2	2 609 110 064	Clamping jaws .	163,00
5	1	1 604 460 264	Power supply cord EU	733,00	74	2	2 609 110 357	Planing knife .	220,00
6	1	2 600 703 017	Grommet Ø6,4-Ø7,2X76	74,00	75	2	2 602 316 001	Stop Holding Device .	61,00
7	1	2 601 035 001	Cable Clip .	46,00	80	1	2 609 100 088	Knife Guard .	148,00
9	1	2 609 130 735	Manufacturer's nameplate		81	1	2 609 110 109	Spring .	60,00
11	2	2 910 611 020	Tapping Screw DIN	46,00	201	4	2 603 433 001	Torx Oval-Head Screw .	49,00
16	2	2 604 449 055	Carbon Brush Holder .	61,00	202	4	2 916 069 088	Spring Washer .	52,00
17	2	2 609 100 087	Cover .	31,00	203	6	2 609 110 084	Straining Screw .	31,00
19	14	2 910 611 020	Tapping Screw DIN	46,00	654	1	2 607 950 025	Hexagon-Socket Key .	73,00
20	1	2 609 110 155	Screw .	31,00	656	1	2 608 005 015	Stop Bracket .	349,00
28	1	2 609 110 268	Pulley .	80,00	682	1	2 608 133 002	Blade Sharpening Device .	220,00
29	1	2 609 110 267	Pulley .	118,00	683	1	2 607 970 002	Feeler Gauge .	148,00
31	1	2 609 100 410	V-Belt .	254,00	801	1	2 609 100 141	Motor Housing BLUE	1.407,00
32	1	2 609 100 024	Gear Cover .	99,00	803	1	2 609 199 269	Armature 230-240V .	1.321,00
33	1	2 609 110 077	Compression Spring .	74,00	808	1	2 609 133 494	Nameplate .	
35	1	2 609 100 132	Brush-Cover .	148,00	810	1	2 609 120 398	Carbon Brush .	280,00
38	1	2 609 130 205	Sticker .	55,00	813	1	2 600 905 051	groove ball bearing 7X19X6	199,00
40	1	2 609 100 028	Air-Deflector Ring .	72,00	814	1	2 600 905 052	groove ball bearing 8X22X7	221,00
41	1	2 601 329 053	Contact Strap .	52,00	825	1	2 609 110 174	Bearing Flange .	1.197,00
44	2	2 603 320 004	Square Nut M6 .	52,00	827	1	2 600 905 051	groove ball bearing 7X19X6	199,00
46	1	2 609 110 058	Adjusting Plate .	514,00	837	1	2 609 160 066	Adjusting Nut .	55,00
49	1	2 609 100 022	Handle Cover BLUE	217,00	855	1	2 600 905 064	groove ball bearing	346,00
57	1	2 604 448 181	Connecting Cable L=233	61,00	870	1	2 609 110 160	Planer Head .	2.784,00

Please observe: Repairing, modifying and testing of electro-tools are to be performed professionally. The safety regulations according to IEC, EN, VDE, AFNOR and other regulations of the individual countries are to be observed. Subject to change.

This price list supersedes all previous edition. Prices are subjected to change without any prior notice.

3 601 EA4 340
Stand 17-03-23
Issue 17-03-23

Fig./Abb. 1



1 / 2

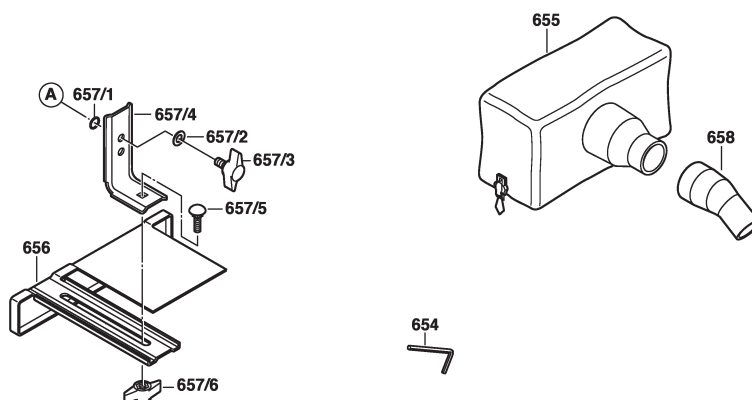
Model: 3 601 EA4 370 = 230

Item	Pc	Order no.	Description	LP in INR	Item	Pc	Order no.	Description	LP in INR
2	1	1 619 PS0 982	Field .		57	1	2 604 448 181	Connecting Cable L=233	61,00
2	1	2 604 220 480	Field 230-240V .	776,00	58	1	2 604 448 118	Connecting Cable L=213	50,00
4	1	1 607 200 30F	Switch .	336,00	60	1	2 609 100 148	Deflector Pipe BLACK	444,00
5	1	1 604 460 196	Power supply cord GB		74	1	2 608 635 341	Planing knife .	418,00
6	1	2 600 703 012	Grommet Ø6,5-Ø6,9X95	26,00	75	2	2 603 400 016	Set screw .	49,00
7	1	2 601 035 001	Cable Clip .	46,00	76	1	2 603 111 001	Gripping Wedge .	436,00
11	1	2 609 100 929	ball Joint .	66,00	80	1	2 609 100 088	Knife Guard .	148,00
16	2	2 604 449 055	Carbon Brush Holder .	61,00	81	1	2 609 110 109	Spring .	60,00
17	2	2 609 100 087	Cover .	31,00	654	1	1 907 950 003	Offset Screwdriver DIN 911	31,00
19	16	2 603 490 022	Screw 4X16 .	30,00	655	1	2 609 170 013	Dust Bag .	1.480,00
20	1	2 609 112 128	Screw .	32,00	656	1	2 608 005 015	Stop Bracket .	349,00
28	1	2 609 110 268	Pulley .	80,00	657/1	1	1 610 210 043	O-Ring 4,0X1,5 MM .	45,00
29	1	2 609 110 267	Pulley .	118,00	657/2	1	2 916 011 014	Plain Washer DIN 125-A	54,00
30	1	2 609 101 576	Rotary Knob .	213,00	657/3	1	2 603 480 003	Wing Screw M 6X16 MM .	55,00
31	1	2 609 100 410	V-Belt .	254,00	657/4	1	1 601 332 018	Stop Bracket .	100,00
32	1	2 609 101 439	Belt Cover .	162,00	657/5	1	2 910 281 201	Round-Head Bolt DIN	32,00
35	1	2 609 101 403	Brush-Cover .	300,00	657/6	1	2 609 199 008	Wing Nut .	107,00
37	1	2 609 101 440	Cap-Handle .	94,00	658	1	2 609 101 408	Adapter module .	98,00
40	1	2 609 100 028	Air-Deflector Ring .	72,00	801	1	2 609 199 975	Motor Housing .	1.410,00
41	1	2 601 329 053	Contact Strap .	52,00	803	1	2 609 199 946	Armature set 230-240V .	1.216,00
44	2	2 603 320 004	Square Nut M6 .	52,00	808	1	1 600 A00 Y95	Nameplate .	
47	2	2 601 254 000	Ratchet Spring .	51,00	810	1	2 609 120 637	Carbon-Brush Set .	181,00
48	1	2 600 590 006	Ratchet Cap .	52,00	813	1	2 600 905 051	groove ball bearing 7X19X6	199,00
49	1	2 609 101 517	Handle Cover .	173,00	814	1	2 600 905 052	groove ball bearing 8X22X7	221,00

Please observe: Repairing, modifying and testing of electro-tools are to be performed professionally. The safety regulations according to IEC, EN, VDE, AFNOR and other regulations of the individual countries are to be observed. Subject to change.

This price list supersedes all previous edition. Prices are subjected to change without any prior notice.

3 601 EA4 340
Stand } ~~15-07~~
Issue } 17-03-24

Fig. /Abb. 2

Änderungen vorbehalten
Modifications reserved
Modifications réservées
Salvo modificaciones

2/2

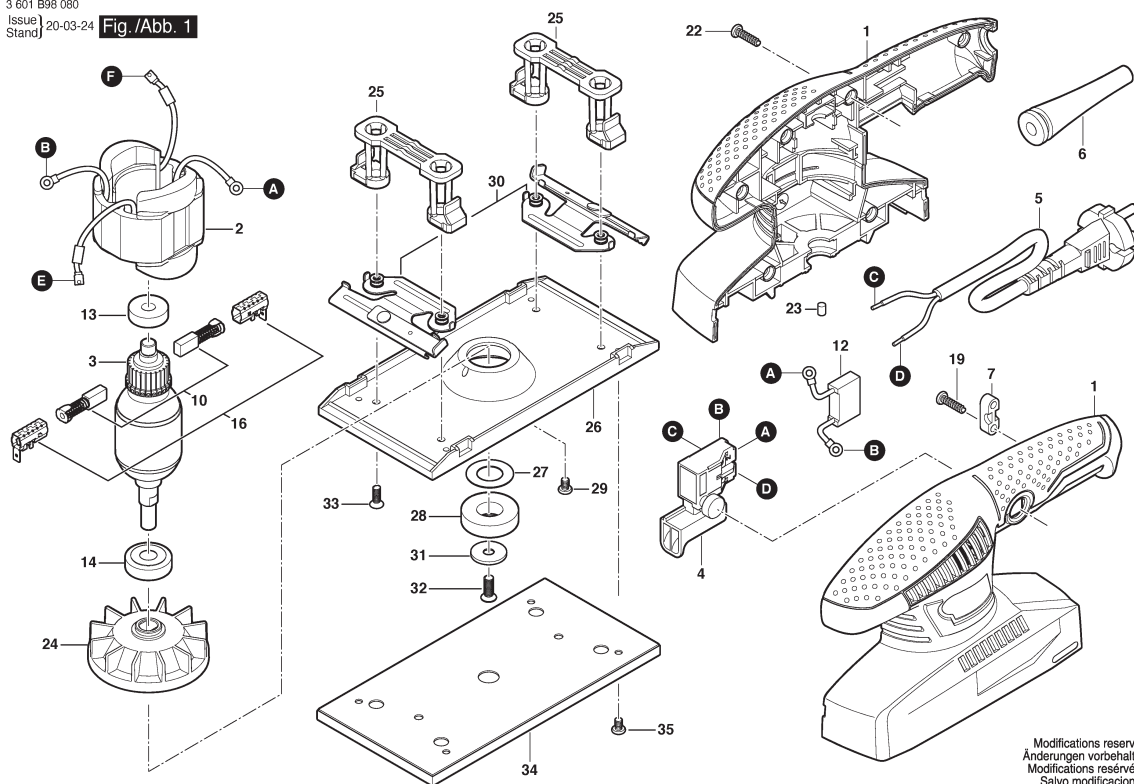
[illegible]

Please observe: Repairing, modifying and testing of electro-tools are to be performed professionally. The safety regulations according to IEC, EN, VDE, AFNOR and other regulations of the individual countries are to be observed. Subject to change.

This price list supersedes all previous edition. Prices are subjected to change without any prior notice.

3 601 B98 080
Issue 20-03-24
Stand

Fig./Abb. 1



Modifications reserved
Änderungen vorbehalten
Modifications réservées
Salvo modificaciones

1 / 1

Model: 3 601 B98 0K0 = 230

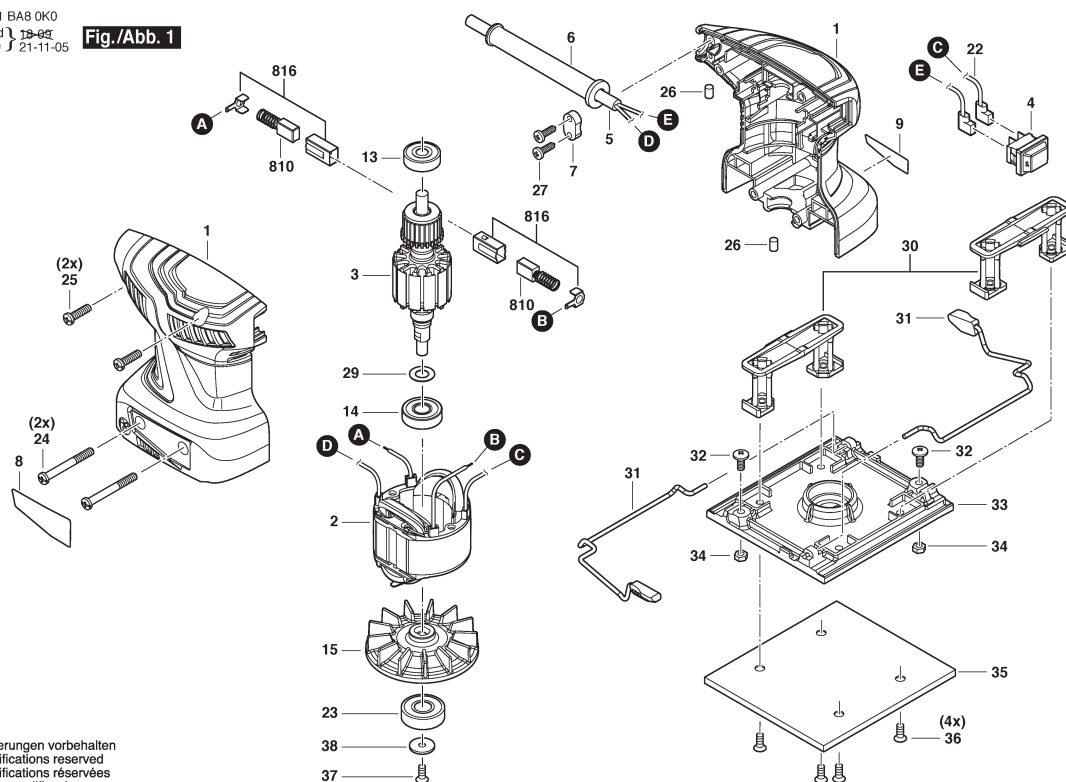
Item	Pc	Order no.	Description	LP in INR	Item	Pc	Order no.	Description	LP in INR
1	1	1 619 PA7 626	Housing Set .	610,00	33	4	1 619 PA7 651	Screw .	41,00
2	1	1 619 PA7 627	Field assembly 220-240V .	648,00	34	1	1 619 PA7 652	Foam Panel .	203,00
3	1	1 619 PA7 629	Armature 220-240V .	755,00	35	4	1 619 PA7 653	Screw .	39,00
4	1	1 619 PA7 631	Switch .	242,00					
5	1	1 619 PA7 801	Power supply cord .	302,00					
6	1	1 619 PA7 633	Grommet .	39,00					
7	1	1 619 PA7 634	Clip .	39,00					
10	1	1 619 PA7 635	Carbon-Brush Set .	200,00					
12	1	1 619 PA7 636	Suppression Capacitor .	39,00					
13	1	1 619 PA7 637	Bearing .	111,00					
14	1	1 619 PA7 638	Bearing .	71,00					
16	1	1 619 PA7 639	Carbon Brush Holder .	118,00					
19	2	1 619 PA7 640	Screw .	39,00					
22	6	1 619 PA7 641	Screw .	39,00					
23	4	1 619 PA7 642	Rubber Pad .	39,00					
24	1	1 619 PA7 643	Fan .	161,00					
25	2	1 619 PA6 314	Support .	122,00					
26	1	1 619 PA7 644	Baseplate .	355,00					
27	1	1 619 PA7 645	Plain Washer .	39,00					
28	1	1 619 PA7 646	Bearing .	128,00					
29	2	1 619 PA7 647	Screw .	39,00					
30	1	1 619 PA7 648	Clamp .	192,00					
31	1	1 619 PA7 649	Plain Washer .	39,00					
32	1	1 619 PA7 650	Screw .	39,00					

Please observe: Repairing, modifying and testing of electro-tools are to be performed professionally. The safety regulations according to IEC, EN, VDE, AFNOR and other regulations of the individual countries are to be observed. Subject to change.

This price list supersedes all previous edition. Prices are subjected to change without any prior notice.

3 601 BA8 0K0
Stand 19-99
Issue 21-11-05

Fig./Abb. 1



Änderungen vorbehalten
Modifications reserved
Modifications réservées
Salvo modificaciones

1 / 1

Model: 3 601 BA8 0F0 = 220

Item	Pc	Order no.	Description	LP in INR	Item	Pc	Order no.	Description	LP in INR
1	1	1 605 108 2HV	Motor Housing .	429,00	33	1	1 600 A01 4L3	base plate .	152,00
2	1	1 604 220 577	Field .	391,00	34	2	1 600 A01 4UK	Nut .	39,00
3	1	1 604 010 B9N	Armature .	597,00	35	1	1 600 A01 4L4	Pad .	152,00
4	1	1 607 200 35P	Switch .	211,00	36	4	1 603 430 05V	Screw .	39,00
5	1	1 619 PB3 086	Power supply cord .		37	1	1 603 430 05W	Screw .	39,00
5	1	1 619 PB3 088	Power supply cord .	429,00	38	1	1 600 A01 4L0	Washer .	39,00
6	1	1 600 703 04Y	Grommet .	51,00	810	1	1 619 PB3 111	Carbon-Brush Set .	151,00
7	1	1 600 A01 4UJ	Fastening Clamp .	39,00	816	1	1 607 031 2E0	Brush Holder .	113,00
8	1	1 619 PB3 091	Nameplate .						
8	1	1 619 PB3 089	Nameplate .						
9	1	1 601 11C 2JZ	Nameplate .						
13	1	1 600 900 07K	Ball Bearing .	64,00					
14	1	1 600 900 07L	Ball Bearing .	64,00					
15	1	1 607 000 CX3	Fan .	265,00					
22	2	1 604 477 023	Blade terminal .	101,00					
23	1	1 600 900 07M	Ball Bearing .	268,00					
24	2	1 603 430 05G	Screw .	39,00					
25	2	1 603 430 05S	Screw .	39,00					
26	2	1 600 A01 4UH	Pin .	39,00					
27	2	1 603 430 05T	Screw .	39,00					
29	1	1 600 A01 4KZ	Washer .	39,00					
30	1	1 600 A01 4L1	Bracket .	107,00					
31	2	1 600 A01 4L2	Clamp .	101,00					
32	2	1 603 430 05U	Screw .	39,00					

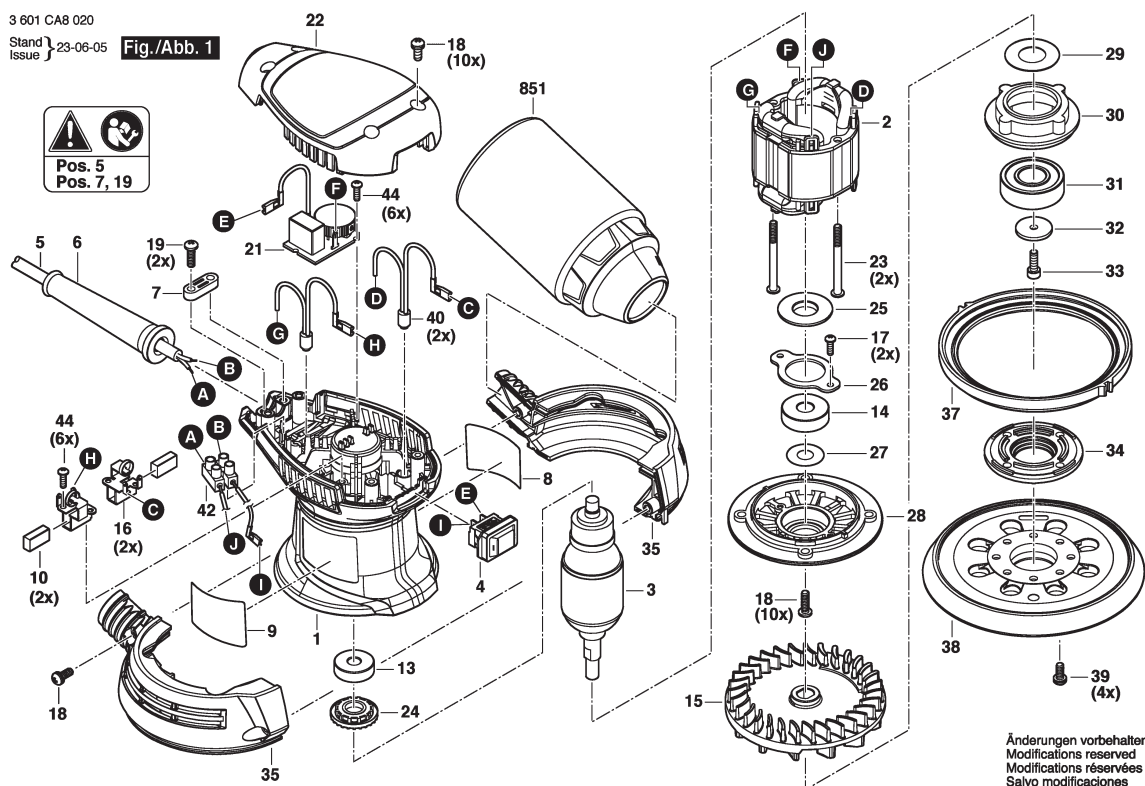
Please observe: Repairing, modifying and testing of electro-tools are to be performed professionally. The safety regulations according to IEC, EN, VDE, AFNOR and other regulations of the individual countries are to be observed. Subject to change.

This price list supersedes all previous edition. Prices are subjected to change without any prior notice.

3 601 CA8 020

Stand
Issue 23-06-05

Fig./Abb. 1



1 / 1

Model: 3 601 CA8 0F0 = 230

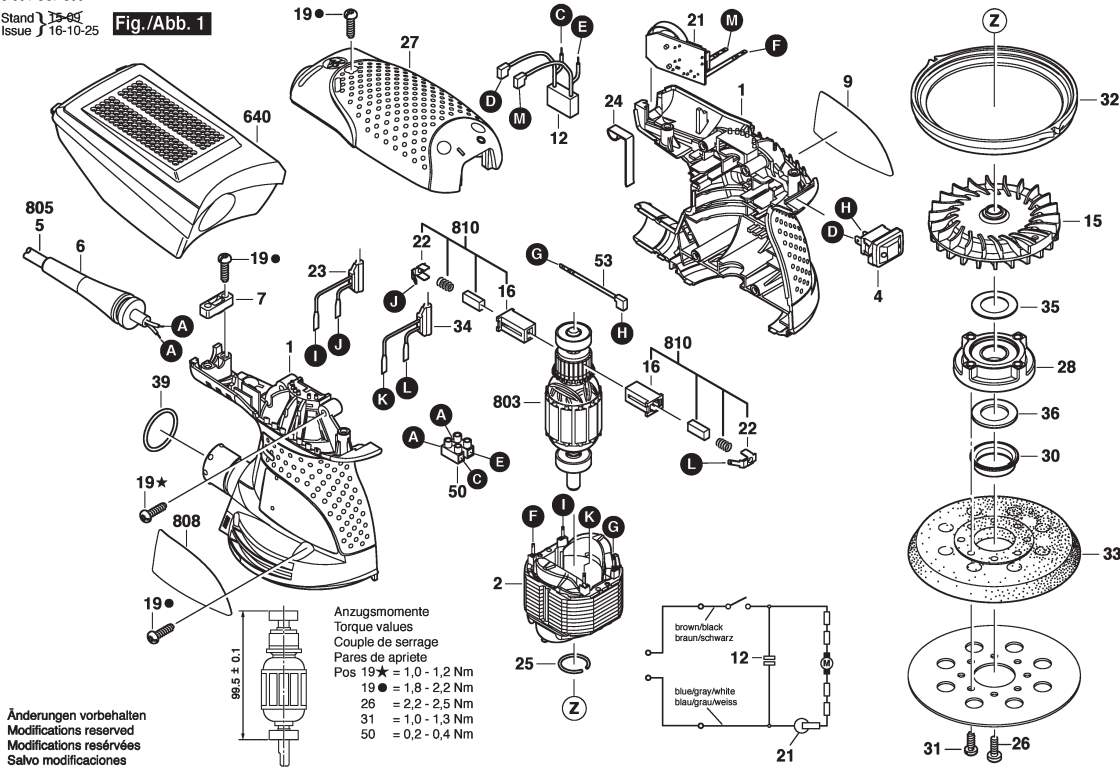
Item	Pc	Order no.	Description	LP in INR	Item	Pc	Order no.	Description	LP in INR
1	1	1 619 PC0 206	Housing .	323,00	28	1	1 619 PC0 230	Housing Cover .	87,00
2	1	1 619 PC0 207	Stator .	574,00	29	1	1 619 PC0 231	Washer .	26,00
3	1	1 619 PC0 208	Armature .	1.079,00	30	1	1 619 PC0 232	Bearing Flange .	139,00
4	1	1 619 PC0 209	Switch .	96,00	31	1	1 619 PC0 233	groove ball bearing .	174,00
5	1	1 619 PC1 109	Power supply cord .		32	1	1 619 PC0 234	Washer .	27,00
6	1	1 619 PC0 211	Grommet .	28,00	33	1	1 619 PC0 235	Torx Oval-Head Screw .	27,00
7	1	1 619 PC0 212	Cable Clip .	27,00	34	1	1 619 PC0 236	Cover .	38,00
8	1	1 619 PC1 137	Nameplate .		35	1	1 619 PC0 237	Housing .	198,00
9	1	1 619 PC0 214	Manufacturer's nameplate		37	1	1 619 PC0 239	Friction Ring .	93,00
10	2	1 619 PC0 215	Carbon Brush .	90,00	38	1	1 619 PC0 240	Backing Pad .	467,00
13	1	1 619 PC0 216	groove ball bearing .	63,00	39	4	1 619 PC0 241	Torx Oval-Head Screw .	27,00
14	1	1 619 PC0 217	groove ball bearing .	89,00	40	2	1 619 PC1 125	Rod choke .	27,00
15	1	1 619 PC0 218	Fan .	440,00	42	1	1 619 PC0 242	Connecting Cable .	27,00
16	2	1 619 PC0 219	Brush Holder .	40,00	44	1	1 619 PC1 602	Torx Oval-Head Screw .	26,00
17	6	1 619 PC0 220	Torx Oval-Head Screw .	27,00	851	1	1 619 PC0 243	Dust container .	186,00
18	10	1 619 PC0 221	Torx Oval-Head Screw .	27,00					
19	2	1 619 PC0 222	Torx Oval-Head Screw .	27,00					
21	1	1 619 PC0 223	Electronics Module .	297,00					
22	1	1 619 PC0 224	Housing Cover .	170,00					
23	2	1 619 PC0 225	Torx Oval-Head Screw .	27,00					
24	1	1 619 PC0 226	Bearing cover .	27,00					
25	1	1 619 PC0 227	Washer .	27,00					
26	1	1 619 PC0 228	Bearing cover .	38,00					
27	1	1 619 PC0 229	Washer .	27,00					

Please observe: Repairing, modifying and testing of electro-tools are to be performed professionally. The safety regulations according to IEC, EN, VDE, AFNOR and other regulations of the individual countries are to be observed. Subject to change.

This price list supersedes all previous edition. Prices are subjected to change without any prior notice.

3 601 C87 500
Stand 15-03
Issue 16-10-25

Fig./Abb. 1



1 / 1

Model: 3 601 C87 5K0 = 230

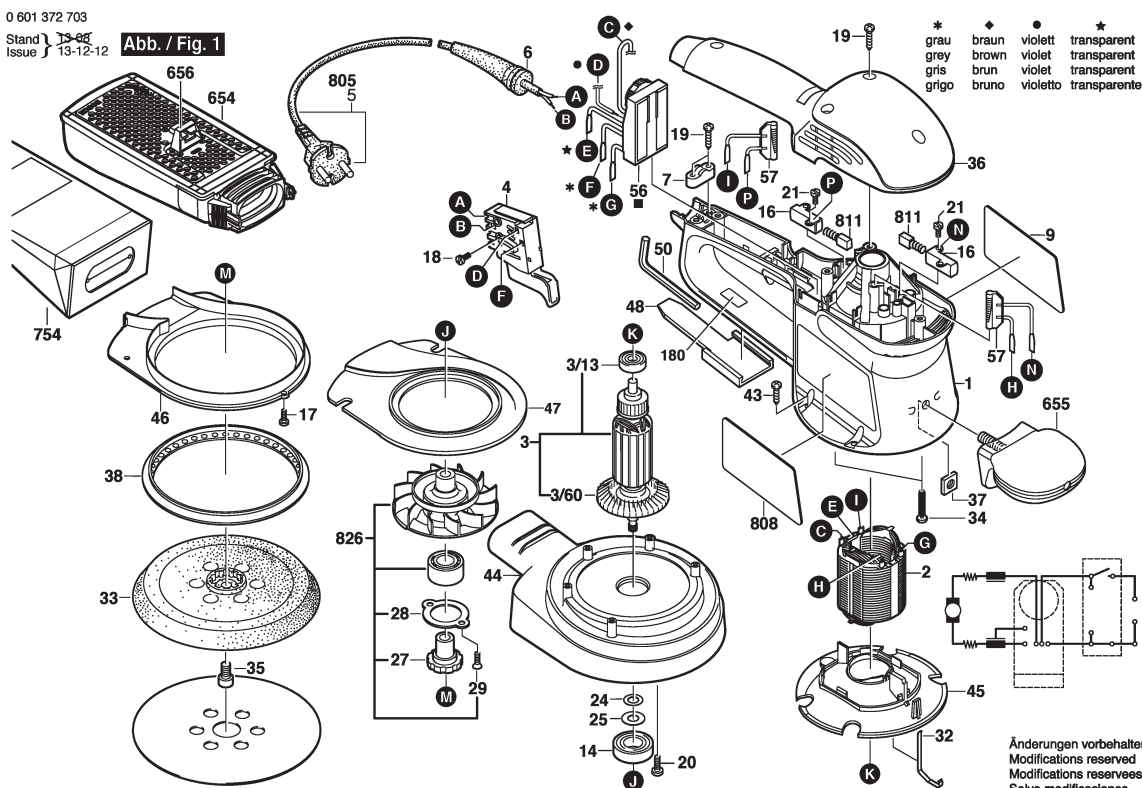
Item	Pc	Order no.	Description	LP in INR	Item	Pc	Order no.	Description	LP in INR
1	1	2 609 100 539	Housing .	576,00	36	1	2 609 170 084	Felt .	47,00
2	1	2 609 120 299	Stator 230V .	741,00	39	1	1 610 210 045	O-Ring 23,0X3,0 MM .	44,00
4	1	1 607 200 190	Switch .	367,00	50	1	2 610 910 009	Connection Block .	85,00
6	1	2 600 703 017	Grommet Ø6,4-Ø7,2X76	74,00	53	1	2 609 120 284	Connecting Cable .	56,00
7	1	1 611 035 005	Cable Clip .	45,00	640	1	2 609 199 176	Dust container .	733,00
9	1	2 609 131 502	Manufacturer's nameplate		803	1	2 609 199 164	Armature 230V .	2.201,00
12	1	2 609 120 282	Suppression Filter .	158,00	805	1	1 607 000 387	Power supply cord CN	280,00
15	1	2 609 110 637	Fan .	1.154,00	808	1	2 609 131 530	Nameplate .	
16	2	2 610 320 548	Brush Holder .	70,00	810	1	2 609 120 199	Carbon-Brush Set .	280,00
19	9	2 603 490 022	Screw 4X16 .	30,00					
21	1	2 609 120 266	Speed governor .	1.118,00					
22	2	2 610 329 896	connecting terminal .	43,00					
23	1	2 609 120 290	Suppression Filter .	103,00					
24	1	2 601 329 043	Contact Strap .	47,00					
25	1	2 916 540 005	Retaining ring DIN 7993-A8	31,00					
26	1	2 610 918 116	Torx Oval-Head Screw .	103,00					
27	1	2 609 100 538	Housing Cover .	321,00					
28	1	2 609 100 862	Bearing Flange .	331,00					
30	1	2 609 100 633	Cover .	60,00					
31	4	2 610 915 161	Screw .	31,00					
32	1	2 609 170 077	Friction Ring .	70,00					
33	1	1 600 A01 CU1	Rubber Backing Pad .	530,00					
34	1	2 609 120 291	Suppression Filter .	103,00					
35	1	2 609 110 724	Washer .	46,00					

Please observe: Repairing, modifying and testing of electro-tools are to be performed professionally. The safety regulations according to IEC, EN, VDE, AFNOR and other regulations of the individual countries are to be observed. Subject to change.

This price list supersedes all previous edition. Prices are subjected to change without any prior notice.

0 601 372 703
Stand 13-12-12
Issue 13-12-12

Abb. / Fig. 1



Änderungen vorbehalten
Modifications reserved
Modifications reserves
Salvo modificaciones

1 / 2

Model: 0 601 372 750 = 230

Item	Pc	Order no.	Description	LP in INR	Item	Pc	Order no.	Description	LP in INR
1	1	2 605 104 410	Housing Section BLUE	746,00	35	1	1 600 A01 5G7	Hex Socket Head Cap	49,00
2	1	2 604 220 529	Field 230-240V .	992,00	36	1	2 605 500 124	Housing Cover BLUE	428,00
3	1	2 604 011 028	Armature 220-240V .	2.095,00	37	1	2 915 121 006	Square Nut DIN 562-M6-04	75,00
3/13	1	2 600 905 051	groove ball bearing 7X19X6	199,00	38	1	1 600 A00 JE7	Friction Ring .	132,00
3/60	1	2 606 610 076	Fan .	120,00	43	4	2 603 435 042	Thread-forming tap. Screw	52,00
4	1	2 607 200 260	Switch .	247,00	44	1	2 600 282 015	Suction Hood .	944,00
5	1	2 604 460 284	Power supply cord I / BR		45	1	2 601 328 047	Air-Deflector Ring .	153,00
6	1	2 600 703 017	Grommet Ø6,4-Ø7,2X76	74,00	46	1	2 601 328 048	Suction Piece .	224,00
7	1	2 601 035 001	Cable Clip .	46,00	47	1	2 601 328 049	Suction Piece .	224,00
9	1	2 601 116 496	Manufacturer's nameplate		48	1	2 601 035 002	Pusher .	151,00
14	1	2 600 905 034	groove ball bearing .	213,00	50	1	2 610 364 015	Hexagon Socket Screw	90,00
16	2	2 604 337 016	Brush Holder .	57,00	56	1	2 607 230 119	Speed governor 230-240V .	1.249,00
17	3	2 603 435 089	Torx Oval-Head Screw	57,00	57	2	2 604 465 090	Suppression Filter .	210,00
18	2	2 603 410 001	Socket head cap screw	52,00	654	1	2 605 411 193	Dust Chamber .	1.492,00
19	6	2 603 490 022	Screw 4X16 .	30,00	655	1	2 602 026 069	Auxiliary Handle BLACK	450,00
20	2	1 600 A00 RD6	Special Screw .	75,00	656	1	2 605 702 039	Adapter .	338,00
21	4	2 603 490 017	Torx Oval-Head Screw	74,00	754	1	2 605 411 069	Dust Bag 1 PIECE	97,00
24	1	2 600 101 047	Shim 0,3 MM .	82,00	808	1	2 601 119 212	Marking Plate .	
25	1	2 600 100 041	Plain Washer DIN	51,00	811	1	1 607 014 117	Carbon Brush .	300,00
27	1	2 600 328 026	Carrier .	261,00	826	1	2 606 610 903	Fan .	1.960,00
28	1	2 600 190 060	Tab Washer .	49,00					
29	2	3 603 391 003	Thread-forming tap. Screw	51,00					
32	1	2 601 329 053	Contact Strap .	52,00					
33	1	2 608 601 106	Backing Pad Ø150 .	858,00					

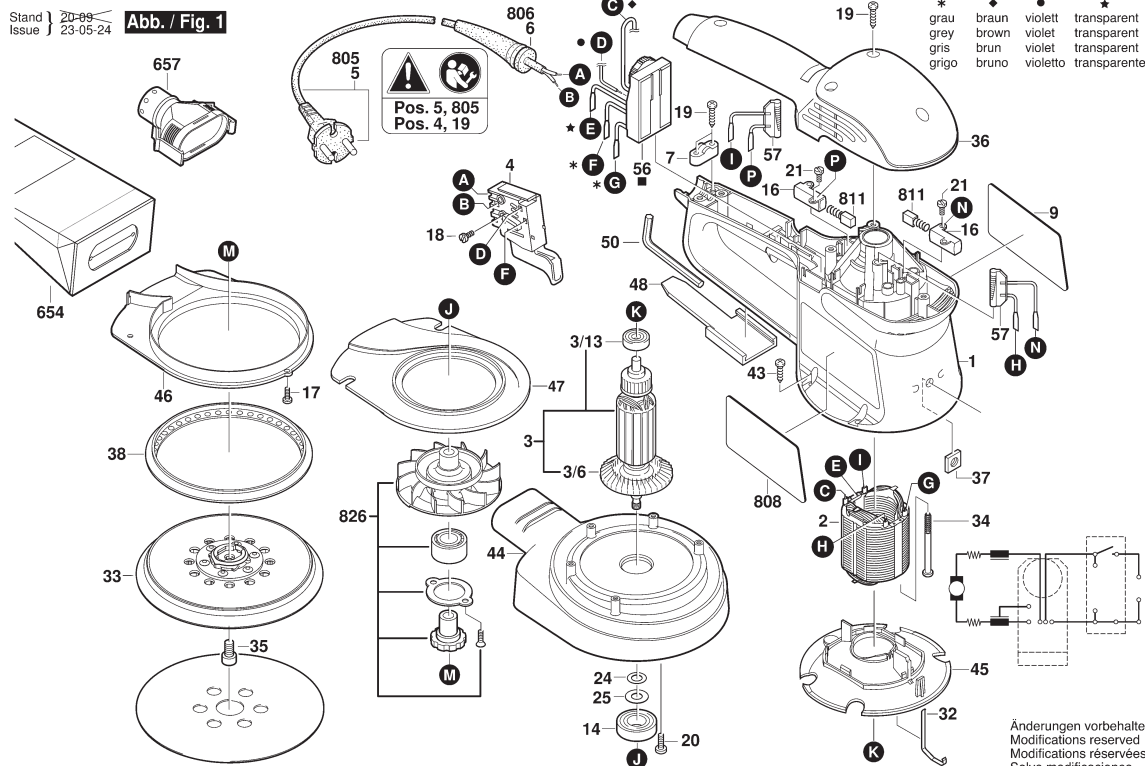
Please observe: Repairing, modifying and testing of electro-tools are to be performed professionally. The safety regulations according to IEC, EN, VDE, AFNOR and other regulations of the individual countries are to be observed. Subject to change.

This price list supersedes all previous edition. Prices are subjected to change without any prior notice.

3 601 C72 300

Stand 20-09
Issue 23-05-24

Abb. / Fig. 1



Änderungen vorbehalten
Modifications reserved
Modifications réservées
Salvo modificaciones

1 / 1

Model: 3 601 C72 8F0 = 230

Item	Pc	Order no.	Description	LP in INR	Item	Pc	Order no.	Description	LP in INR
1	1	2 605 104 410	Housing Section BLUE	746,00	43	4	2 603 435 042	Thread-forming tap. Screw	52,00
2	1	2 604 220 529	Field 230-240V .	992,00	44	1	2 600 282 015	Suction Hood .	944,00
3	1	2 604 011 028	Armature 220-240V .	2.095,00	45	1	2 601 328 047	Air-Deflector Ring .	153,00
3/13	1	2 600 905 086	groove ball bearing 7X19X6	121,00	46	1	2 601 328 048	Suction Piece .	224,00
3/60	1	2 606 610 076	Fan .	120,00	47	1	2 601 328 049	Suction Piece .	224,00
4	1	2 607 200 260	Switch .	247,00	48	1	2 601 035 002	Pusher .	151,00
7	1	2 601 035 001	Cable Clip .	46,00	50	1	2 610 364 015	Hexagon Socket Screw	90,00
9	1	1 601 11C 3VA	Manufacturer's nameplate		56	1	2 607 230 119	Speed governor 230-240V .	1.249,00
14	1	2 600 905 034	groove ball bearing .	213,00	57	2	2 604 465 090	Suppression Filter .	210,00
16	2	2 604 337 016	Brush Holder .	57,00	654	1	2 605 411 069	Dust Bag 1 PIECE	97,00
17	3	2 603 435 089	Torx Oval-Head Screw	57,00	657	1	2 600 306 012	Adapter .	361,00
18	2	2 603 410 001	Socket head cap screw	52,00	805	1	1 607 000 386	Power supply cord EU	1.327,00
19	6	2 603 490 022	Screw 4X16 .	30,00	806	1	2 600 703 017	Grommet Ø6,4-Ø7,2X76	74,00
20	2	1 600 A00 RD6	Special Screw .	75,00	808	1	1 601 11A 84C	Nameplate .	
21	4	2 603 490 017	Torx Oval-Head Screw	74,00	811	1	1 607 014 117	Carbon Brush .	300,00
24	1	2 600 101 047	Shim 0,3 MM .	82,00	826	1	1 600 A02 30T	Fan .	1.939,00
25	1	2 600 100 041	Plain Washer DIN	51,00					
32	1	2 601 329 053	Contact Strap .	52,00					
33	1	2 608 614 075	Backing Pad Ø150 .						
34	2	2 603 435 086	Tapping Screw .	28,00					
35	1	1 600 A01 5G7	Hex Socket Head Cap	49,00					
36	1	2 605 500 124	Housing Cover BLUE	428,00					
37	1	2 915 121 006	Square Nut DIN 562-M6-04	75,00					
38	1	2 600 206 028	Friction Ring .	291,00					

Please observe: Repairing, modifying and testing of electro-tools are to be performed professionally. The safety regulations according to IEC, EN, VDE, AFNOR and other regulations of the individual countries are to be observed. Subject to change.

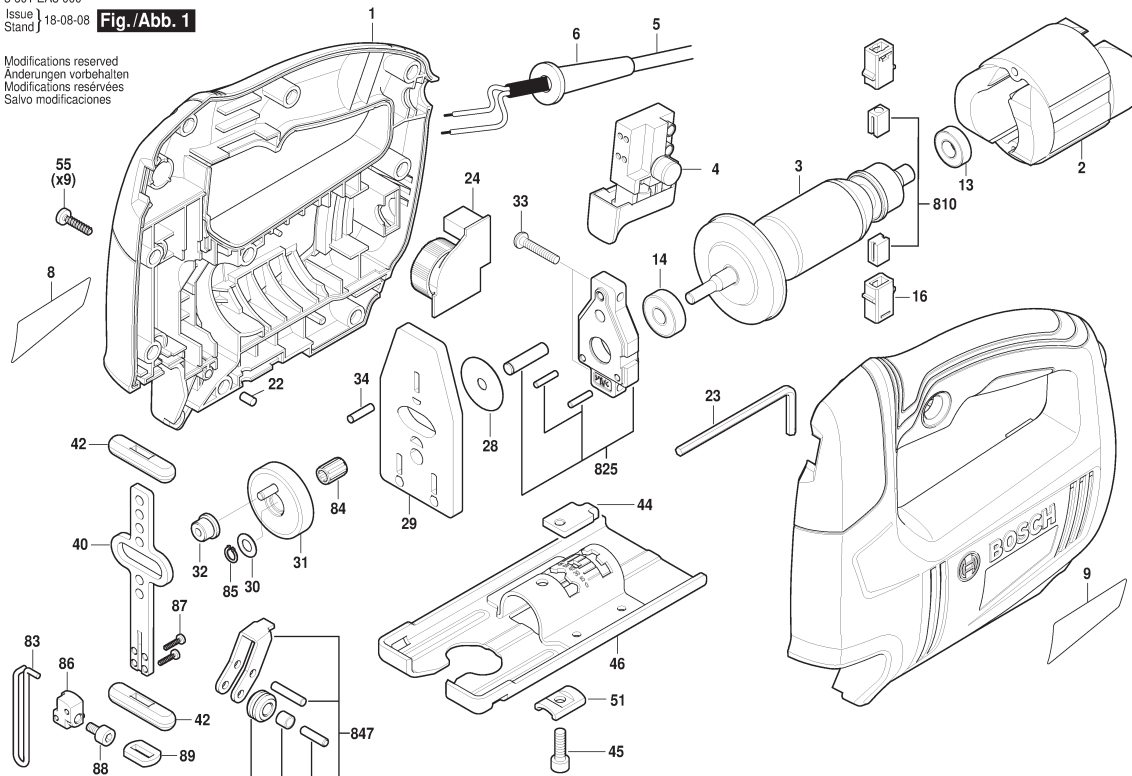
This price list supersedes all previous edition. Prices are subjected to change without any prior notice.

 BOSCH Power Tools	Jig Saw	Model GST 650 3 601 EA8 0F0 BO
---	----------------	---

3 601 EA8 000
Issue
Stand 18-08-08

Fig./Abb. 1

Modifications reserved
Änderungen vorbehalten
Modifications réservées
Salvo modificaciones



1 / 1

Model: 3 601 EA8 0F0 = 220	
----------------------------	--

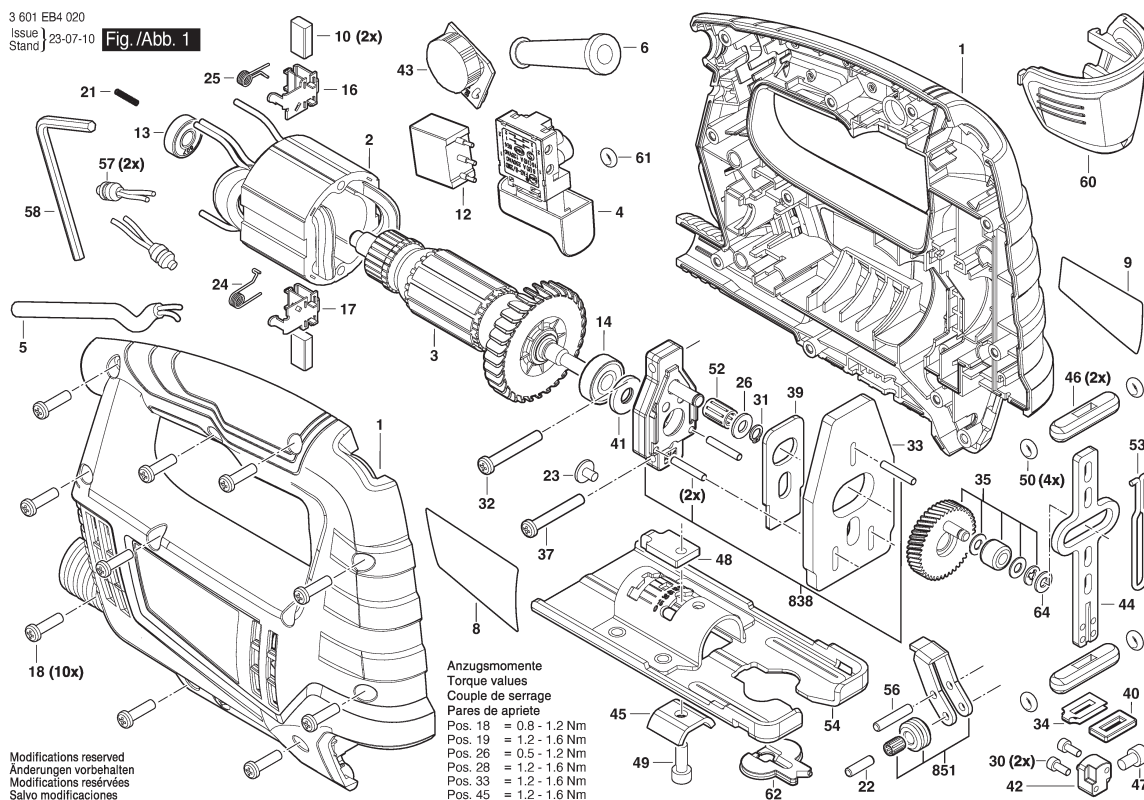
Item	Pc	Order no.	Description	LP in INR	Item	Pc	Order no.	Description	LP in INR
1	1	1 605 108 2H9	Motor Housing .	606,00	45	1	1 603 430 05E	Screw .	36,00
2	1	1 604 220 575	Field .	600,00	46	1	1 600 A01 4UT	Base Plate .	236,00
3	1	1 604 010 B9L	Armature .	731,00	51	1	1 600 A01 4CD	Bracket .	36,00
4	1	1 607 200 35M	Switch .	215,00	55	9	1 603 430 05F	Screw .	36,00
5	1	1 619 PB5 628	Power supply cord .		83	1	1 600 A01 4UR	Clip .	36,00
6	1	1 600 703 04X	Grommet .	77,00	84	1	1 600 A01 4KR	Needle bearing .	39,00
8	1	1 619 PB3 095	Nameplate .		85	1	1 600 150 036	Spring Lock Washer .	39,00
9	1	1 601 11C 2K0	Sticker .		86	1	1 600 A01 4CC	Blade Holder .	140,00
13	1	1 600 900 07U	Ball Bearing .	73,00	87	2	1 603 430 05C	Screw .	39,00
14	1	1 600 900 07V	Ball Bearing .	71,00	88	1	1 603 430 05D	Screw .	39,00
16	2	1 600 A01 4KN	Brush Holder .	72,00	89	1	1 600 A01 4US	Seal .	39,00
22	1	1 600 A01 4KL	Rubber .	32,00	810	1	1 619 PB3 118	Carbon-Brush Set .	90,00
23	1	1 600 A01 4UP	Offset Screwdriver .	32,00	825	1	1 619 PB3 162	Intermediate Bearing .	157,00
24	1	1 607 233 5G5	Speed governor .	358,00	847	1	1 619 PB3 166	Bracket .	90,00
28	1	1 600 A01 4KU	Washer .	32,00					
29	1	1 600 A01 4KV	Counter Weight .	194,00					
30	1	1 600 150 035	Spring Lock Washer .	32,00					
31	1	1 600 A01 4KW	Gear .	215,00					
32	1	1 600 300 11Y	Bushing .	51,00					
33	2	1 603 430 05B	Screw .	36,00					
34	1	1 603 123 06P	Detent Pin .	36,00					
40	1	1 600 A01 4KM	Bracket .	101,00					
42	2	1 600 300 11X	Bushing .	70,00					
44	1	1 600 A01 4C9	Nut .	36,00					

Please observe: Repairing, modifying and testing of electro-tools are to be performed professionally. The safety regulations according to IEC, EN, VDE, AFNOR and other regulations of the individual countries are to be observed. Subject to change.

This price list supersedes all previous edition. Prices are subjected to change without any prior notice.

3 601 EB4 020
Issue
Stand 23-07-10

Fig./Abb. 1



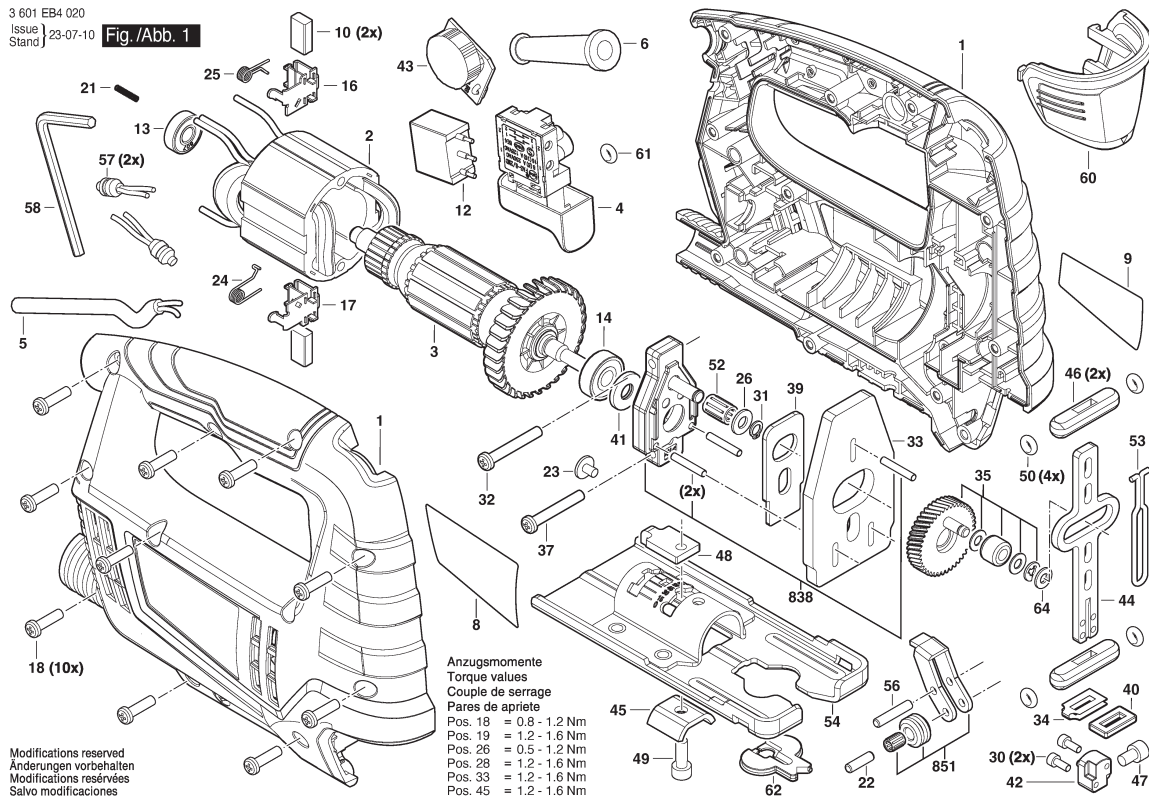
1 / 2

Model: 3 601 EB4 0F0 = 220

Item	Pc	Order no.	Description	LP in INR	Item	Pc	Order no.	Description	LP in INR
1	1	1 619 PB9 574	Motor Housing .	556,00	33	1	1 619 PB9 615	Counter Weight .	204,00
2	1	1 619 PB9 609	Field 220-240V .	574,00	34	1	1 619 PB9 577	Sealing washer F3.5X12 .	27,00
3	1	1 619 PB9 610	Armature 220-240V .	673,00	35	1	1 619 PC0 593	Gear .	297,00
4	1	1 619 PB9 315	Switch .	160,00	37	1	1 619 PB9 335	Tapping Screw	27,00
5	1	1 619 PC0 580	Power supply cord .		39	1	1 619 PB9 629	Plate T=2.0MM .	38,00
6	1	1 619 PB9 317	Grommet .	38,00	40	1	1 619 PB9 578	Felt F3.5×12 .	27,00
8	1	1 619 PC0 587	Nameplate .		41	1	1 619 PB9 639	Sealing Ring 8.5×18×1.8 .	27,00
9	1	1 619 PB9 572	Sticker .		42	1	1 619 PB9 576	Blade Holder .	148,00
10	1	1 619 PC0 576	Carbon Brush 220-240V .	178,00	43	1	1 619 PB9 579	Speed governor 220-230V	258,00
12	1	1 619 PB9 321	Capacitor 0.33MF .	62,00	44	1	1 619 PB9 622	Bracket .	97,00
13	1	1 619 PB9 322	Ball Bearing 608-2RS .	56,00	45	1	1 619 PB9 348	Bracket T=2.5MM .	27,00
14	1	1 619 PB9 323	Ball Bearing 5×9×17 .	58,00	46	2	1 619 PB9 349	Bushing .	38,00
16	1	1 619 PB9 324	Brush Holder 5×9×17 .	38,00	47	1	1 619 PB9 350	Socket head cap screw	27,00
17	1	1 619 PB9 325	Brush Holder ST4.2×16 .	38,00	48	1	1 619 PB9 351	Bracket T=3.4MM .	38,00
18	10	1 619 PB9 627	Pan head screw ST4.2×16	27,00	49	1	1 619 PB9 352	Socket head cap screw	27,00
21	1	1 619 PB9 327	Spring F4.0 .	27,00	50	4	1 619 PB9 364	O-Ring .	26,00
22	1	1 619 PB9 332	Pin .	27,00	52	1	1 619 PB9 355	Needle bearing HK060913 .	38,00
23	1	1 619 PB9 326	Pan head screw	27,00	53	1	1 619 PB9 356	Clip .	38,00
24	1	1 619 PB9 328	Torsion Spring .	27,00	54	1	1 619 PB9 357	Base Plate T=2.5MM .	182,00
25	1	1 619 PB9 616	Torsion Spring .	27,00	56	1	1 619 PB9 359	Straight Pin F4×22 .	27,00
26	1	1 619 PB9 329	Washer F6.2×F12×1 .	27,00	57	2	1 619 PB9 365	Inductor 0.01~0.015MH .	38,00
30	2	1 619 PB9 634	Socket head cap screw	27,00	58	1	1 619 PB9 361	Offset Screwdriver 70×40 .	38,00
31	1	1 619 PB9 334	Backup ring .	26,00	60	1	1 619 PB9 369	Covering hood PC .	49,00
32	1	1 619 PB9 614	Tapping Screw	27,00	61	1	1 619 PB9 594	Rubber .	27,00

Please observe: Repairing, modifying and testing of electro-tools are to be performed professionally. The safety regulations according to IEC, EN, VDE, AFNOR and other regulations of the individual countries are to be observed. Subject to change.

This price list supersedes all previous edition. Prices are subjected to change without any prior notice.



2 / 2

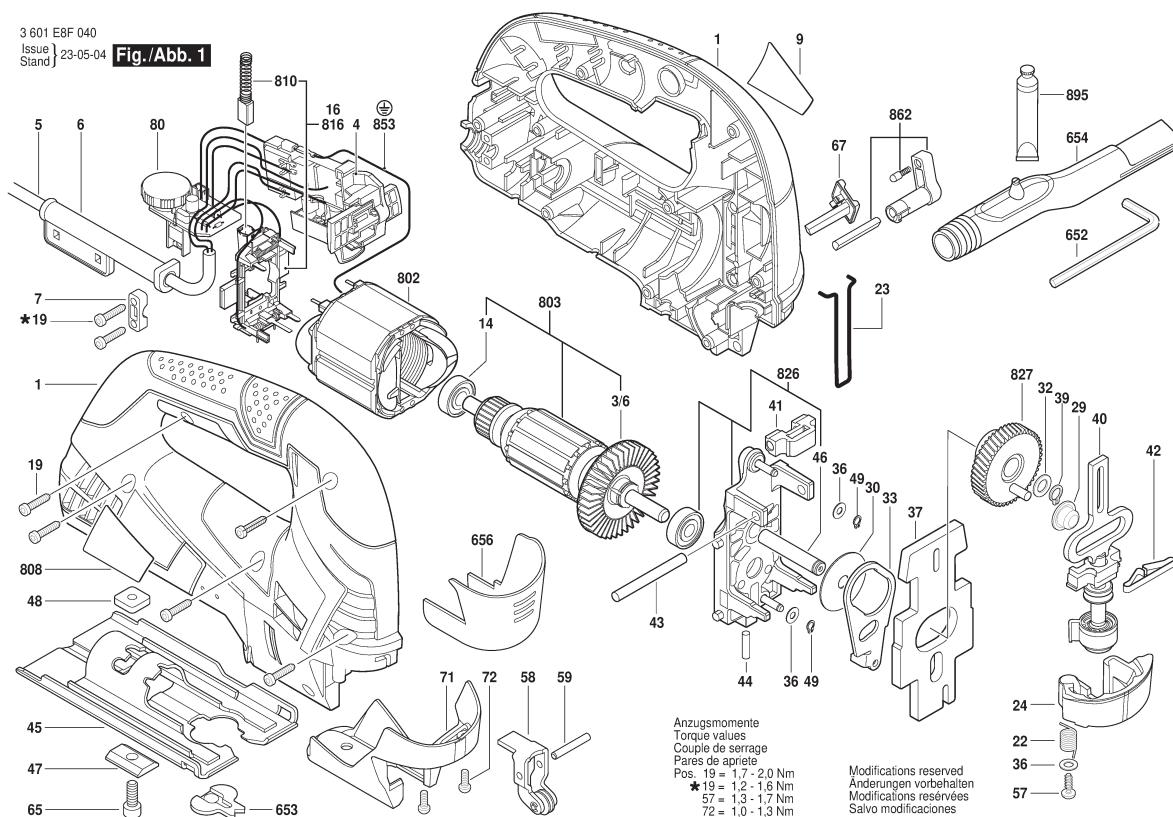
[illegible]

Please observe: Repairing, modifying and testing of electro-tools are to be performed professionally. The safety regulations according to IEC, EN, VDE, AFNOR and other regulations of the individual countries are to be observed. Subject to change.

This price list supersedes all previous edition. Prices are subjected to change without any prior notice.

3 601 E8F 040
Issue
Stand 23-05-04

Fig./Abb. 1



1 / 2

Model: 3 601 E8F 0F0 = 230

Item	Pc	Order no.	Description	LP in INR	Item	Pc	Order no.	Description	LP in INR
1	1	1 619 P07 126	Housing Section DARK	1.687,00	45	1	1 619 P07 162	Base Plate .	758,00
3/6	1	2 606 610 123	Fan .	42,00	46	1	1 619 P07 138	Bearing bolt .	187,00
4	1	2 607 200 669	Switch .	578,00	47	1	2 601 030 019	Profile Beading .	71,00
5	1	1 619 P15 853	Power supply cord .		48	1	1 619 P07 163	fixing plate .	76,00
6	1	2 600 703 026	Grommet Ø8,2-Ø9,4X95	64,00	49	2	2 916 640 001	Spring retaining ring DIN	30,00
7	1	2 601 035 001	Cable Clip .	46,00	57	1	1 619 P02 848	Torx Oval-Head Screw	30,00
9	1	1 619 P16 143	Manufacturer's nameplate		58	1	1 619 P13 426	Roller Lever .	679,00
14	1	2 600 905 110	groove ball bearing 8X22X7	194,00	59	1	1 619 P07 159	Bearing bolt .	36,00
19	11	2 603 490 022	Screw 4X16 .	30,00	65	1	2 910 141 197	Hex Socket Head Cap	29,00
22	1	1 619 P07 152	Torsion Spring .	101,00	67	1	1 619 P07 158	Switch Slide .	73,00
23	1	1 619 P07 128	Protecting Cover .	170,00	71	1	1 619 P16 199	Cover .	793,00
24	1	1 619 P07 151	Lever Switch .	176,00	72	2	2 603 435 015	Cross Recessed-Head	46,00
29	1	2 600 914 022	Needle bearing .	173,00	80	1	1 619 P16 839	Speed governor .	1.741,00
30	1	1 619 P07 576	Shim .	144,00	652	1	2 610 364 015	Hexagon Socket Screw	90,00
32	1	2 600 101 077	Shim 0,5 MM .	44,00	653	1	2 601 016 065	Splintering Protector .	111,00
33	1	1 619 P07 137	Fork Lever .	219,00	654	1	1 619 P07 167	Suction Nozzle .	392,00
36	3	2 600 100 588	Shim 0,5 MM .	50,00	656	1	1 619 P07 166	Covering hood .	262,00
37	1	1 619 P07 133	Counterweight .	404,00	802	1	1 619 P09 155	Field 220V .	798,00
39	1	2 916 640 905	Spring retaining ring 8X0,8	49,00	803	1	1 619 P09 157	Armature 220V .	1.928,00
40	1	1 619 P07 147	Lifting Rod .	2.376,00	808	1	1 619 P16 120	Nameplate .	
41	1	1 619 P08 903	Plain bearing .	232,00	810	1	2 604 321 925	Carbon-Brush Set .	244,00
42	1	1 619 P11 327	Coiled Spring .	137,00	816	1	2 609 001 621	Brush Plate .	484,00
43	1	1 619 P07 139	Needle Roller .	111,00	826	1	1 619 P08 888	Bearing Bracket .	1.441,00
44	1	1 619 P07 143	Bearing bolt .	85,00	827	1	1 619 P08 889	Eccentric Cog Wheel .	845,00

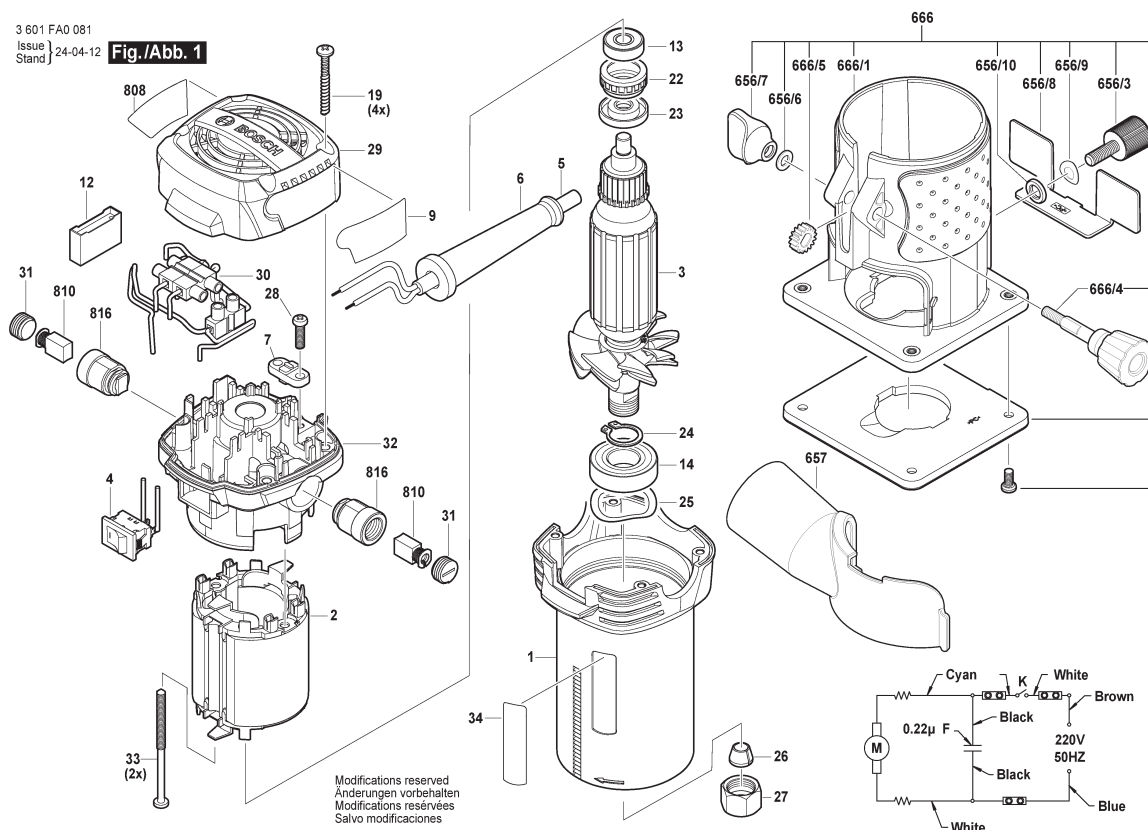
Please observe: Repairing, modifying and testing of electro-tools are to be performed professionally. The safety regulations according to IEC, EN, VDE, AFNOR and other regulations of the individual countries are to be observed. Subject to change.

This price list supersedes all previous edition. Prices are subjected to change without any prior notice.

Page 140 of 281

3 601 FA0 081
Issue
Stand 24-04-12

Fig./Abb. 1



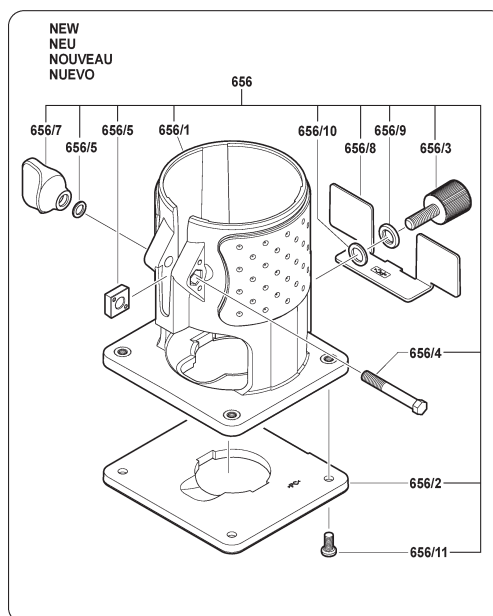
1 / 3

Model: 3 601 FA0 0F1 = 230

Item	Pc	Order no.	Description	LP in INR	Item	Pc	Order no.	Description	LP in INR
1	1	1 619 PB2 368	Motor Housing .	358,00	34	1	1 619 PB3 004	Scale .	32,00
2	1	1 619 PB3 028	Field assembly 220~240V	787,00	653	1	1 619 PB2 378	Guide Piece .	68,00
3	1	1 619 PB3 031	Armature 220~240V	1.086,00	654	1	1 619 PB3 022	End stop .	564,00
4	1	1 619 PB3 034	Switch .	180,00	654/1	1	1 619 PB3 064	Guide Plate .	148,00
5	1	1 619 PB3 037	Power supply cord EU .	227,00	654/2	1	1 619 PB3 065	Guide .	148,00
6	1	1 619 PB3 045	Grommet .	32,00	654/3	1	1 619 PB3 066	Screw .	32,00
7	1	1 619 PB3 046	Clip .	32,00	654/4	1	1 619 PB3 067	Toothed lock washer .	32,00
9	1	1 619 PB3 002	Manufacturer's nameplate		654/5	1	1 619 PB3 068	Plate .	32,00
12	1	1 619 PB3 048	Suppression Capacitor .	54,00	654/6	1	1 619 PB2 371	Wing Screw .	71,00
13	1	1 619 PB3 049	groove ball bearing .	152,00	654/7	1	1 619 PB3 069	Screw .	32,00
14	1	1 619 PB3 050	groove ball bearing .	265,00	654/8	1	1 619 PB3 070	Bushing .	32,00
19	4	1 619 PB3 052	Screw .	32,00	654/9	1	1 619 PB3 071	Plain Washer .	32,00
22	1	1 619 PB3 053	Bearing Sleeve .	54,00	654/10	1	1 619 PB3 072	Corrugated Washer .	32,00
23	1	1 619 PB3 054	Backup ring .	32,00	654/11	1	1 619 PB2 372	Wing Screw .	52,00
24	1	1 619 PB3 055	Spacer Ring .	32,00	655	1	1 619 PB3 021	Edge Guide .	355,00
25	1	1 619 PB3 056	Corrugated Washer .	32,00	655/1	1	1 619 PB3 073	Edge Guide .	101,00
26	1	1 619 PB3 058	Collet 6MM 65MN .	64,00	655/2	1	1 619 PB3 074	Guide Bracket .	126,00
27	1	1 619 PB3 059	Union Nut .	88,00	655/3	1	1 619 PB3 075	Special Screw .	31,00
28	1	1 619 PB3 060	Clamp Screw .	32,00	655/4	1	1 619 PB3 076	Plain Washer .	32,00
29	1	1 619 PB2 366	Cover .	122,00	655/5	1	1 619 PB2 373	Wing Screw .	32,00
30	3	1 619 PB3 061	Terminal Block .	32,00	655/9	1	1 619 PB3 071	Plain Washer .	32,00
31	2	1 619 PB3 062	Brush-Cover .	32,00	655/10	1	1 619 PB3 072	Corrugated Washer .	32,00
32	1	1 619 PB2 367	Motor Housing .	180,00	656	1	1 619 PB2 369	Base .	732,00
33	2	1 619 PB3 063	Screw .	32,00	656/1	1	1 619 PB3 077	Base .	360,00

Please observe: Repairing, modifying and testing of electro-tools are to be performed professionally. The safety regulations according to IEC, EN, VDE, AFNOR and other regulations of the individual countries are to be observed. Subject to change.

This price list supersedes all previous edition. Prices are subjected to change without any prior notice.


Fig./Abb. 2

2 / 3

Please observe: Repairing, modifying and testing of electro-tools are to be performed professionally. The safety regulations according to IEC, EN, VDE, AFNOR and other regulations of the individual countries are to be observed. Subject to change.

This price list supersedes all previous edition. Prices are subjected to change without any prior notice.

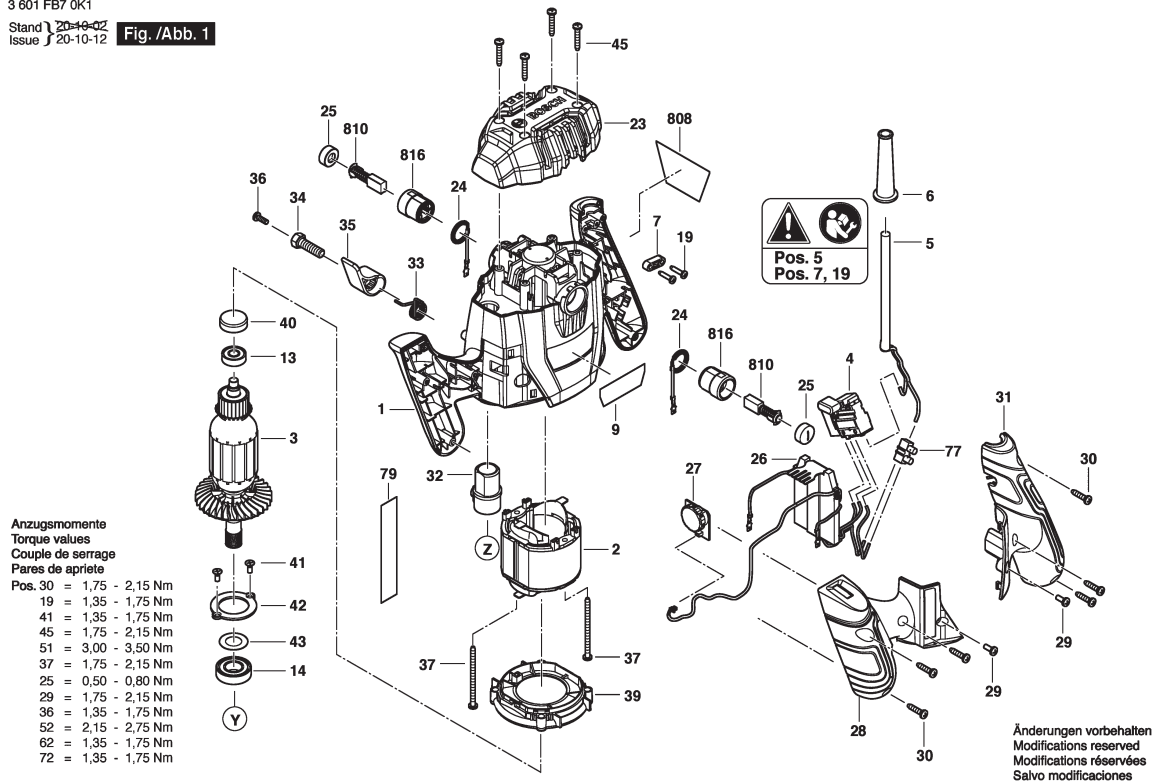
Page 142 of 281

 BOSCH Power Tools	Router	Model GOF 130 3 601 FB7 0F0 BO
---	---------------	---

3 601 FB7 0K1

Stand 20-10-12
Issue 20-10-12

Fig. /Abb. 1



1 / 2

Model: 3 601 FB7 0F0 = 230	
----------------------------	--

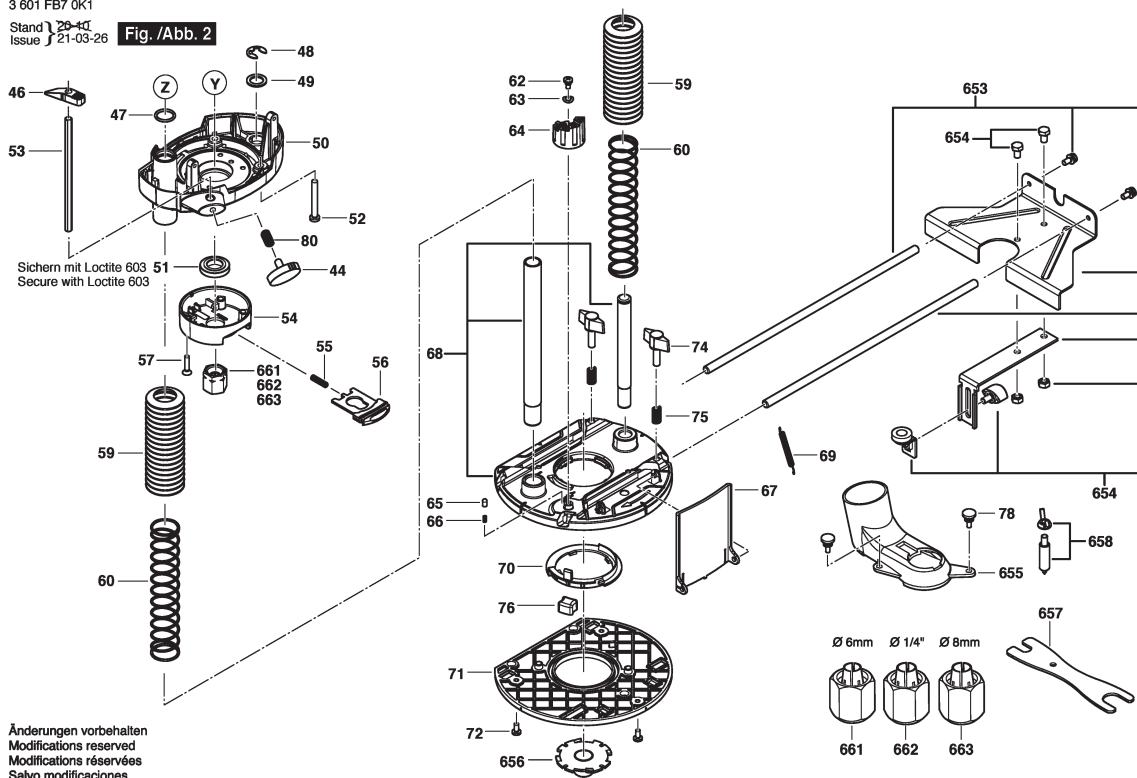
Item	Pc	Order no.	Description	LP in INR	Item	Pc	Order no.	Description	LP in INR
1	1	1 619 PB5 155	Motor Housing .	796,00	36	1	1 619 PB5 469	Screw .	30,00
2	1	1 619 PB5 441	Field assembly 220-240V,	834,00	37	2	1 619 PB5 470	Screw .	30,00
3	1	1 619 PB5 443	Armature 220-240V,	1.203,00	39	1	1 619 PB5 472	Air-Deflector Ring .	56,00
4	1	1 619 PB5 247	Switch .	252,00	40	1	1 619 PB5 473	Bearing Sleeve .	30,00
5	1	1 619 PB5 528	Power supply cord IND		41	2	1 619 PB5 474	Screw M4X10 .	30,00
6	1	1 619 PB5 453	Grommet .	30,00	42	1	1 619 PB5 475	Pressure Plate .	30,00
7	1	1 619 PB5 541	Clip .		43	1	1 619 PB5 476	Plain Washer .	30,00
9	1	1 619 PB5 414	Manufacturer's nameplate		44	1	1 619 PB5 477	Wing Screw .	58,00
13	1	1 619 PB5 456	groove ball bearing 608-2Z	94,00	45	4	1 619 PB5 478	Screw 4.2X25 .	30,00
14	1	1 619 PB5 457	groove ball bearing	139,00	46	1	1 619 PB5 158	Indicator .	30,00
19	2	1 619 PB5 459	Screw 3.5X16 .	30,00	47	2	1 619 PB5 479	Seal Ring .	30,00
23	1	1 619 PB5 154	Cover .	230,00	48	1	1 619 PB5 480	Retaining snap ring .	30,00
24	2	1 619 PB5 460	Extension Spring .	142,00	49	1	1 619 PB5 481	Plain Washer .	29,00
25	2	1 619 PB5 461	Insulating Cap .	30,00	50	1	1 619 PB5 482	Guide Bracket .	663,00
26	1	1 619 PB5 179	Printed Circuit Board	1.124,00	51	1	1 619 PB5 483	Special Nut .	68,00
27	1	1 619 PB5 462	Printed-Board Assembly .	321,00	52	4	1 619 PB5 484	Lock-Screw M5X40 .	30,00
28	1	1 619 PB5 156	Handle Cover .	278,00	53	1	1 619 PB5 485	Stop Lever .	34,00
29	2	1 619 PB5 463	Screw M4X10 .	30,00	54	1	1 619 PB5 486	Cover .	175,00
30	6	1 619 PB5 464	Screw .	30,00	55	1	1 619 PB5 487	Spiral Spring .	30,00
31	1	1 619 PB5 157	Handle Cover .	354,00	56	1	1 619 PB5 488	Stop Block .	74,00
32	1	1 619 PB5 465	Adjusting Screw .	175,00	57	4	1 619 PB5 489	Screw M4X18 .	30,00
33	1	1 619 PB5 466	Torsion Spring .	30,00	59	2	1 619 PB5 493	Corrugated Pipe .	34,00
34	1	1 619 PB5 467	Locating bolt .	142,00	60	2	1 619 PB5 494	Spiral Spring .	30,00
35	1	1 619 PB5 468	Locking Lever .	56,00	62	1	1 619 PB5 496	Screw M4X5 .	30,00

Please observe: Repairing, modifying and testing of electro-tools are to be performed professionally. The safety regulations according to IEC, EN, VDE, AFNOR and other regulations of the individual countries are to be observed. Subject to change.

This price list supersedes all previous edition. Prices are subjected to change without any prior notice.

3 601 FB7 0K1
Stand 20-41
Issue 21-03-26

Fig. /Abb. 2



2 / 2

Model: 3 601 FB7 0F0 = 230

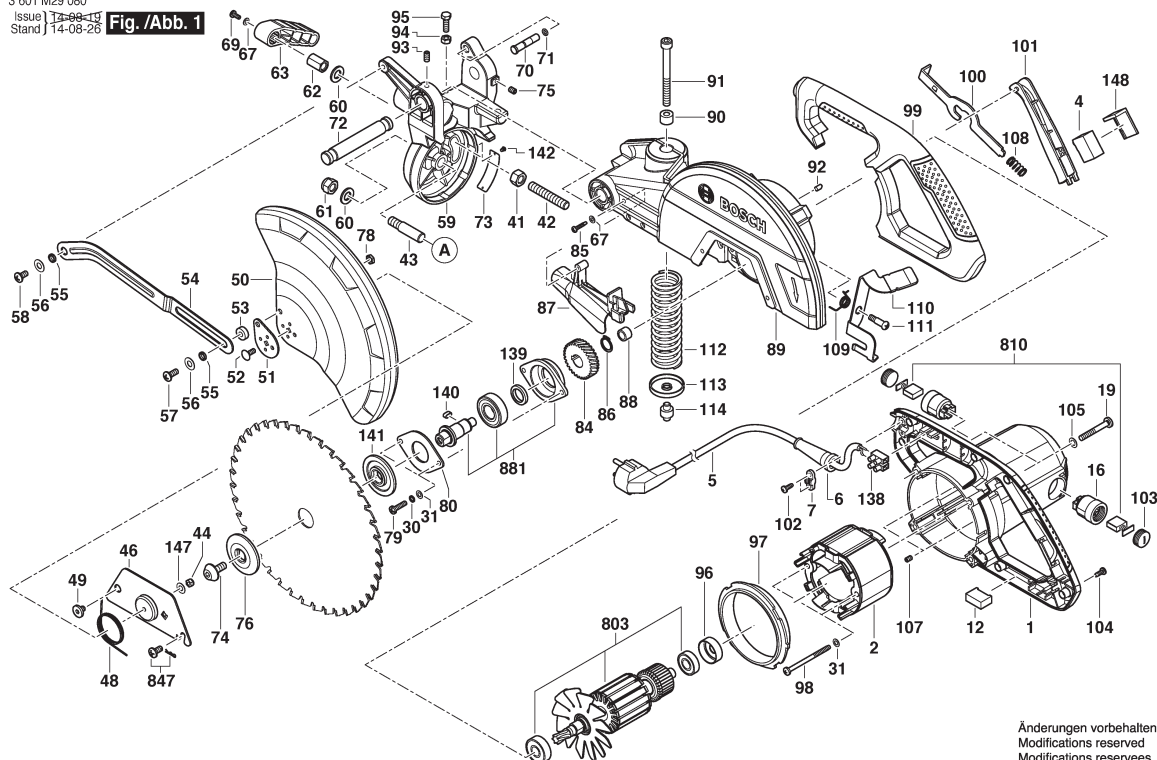
Item	Pc	Order no.	Description	LP in INR	Item	Pc	Order no.	Description	LP in INR
63	1	1 619 PB5 497	Spring Lock Washer .	30,00	662	1	1 619 PB5 491	Union Nut Ø ¼ INCH .	345,00
64	1	1 619 PB5 152	Gauge Block .	120,00	663	1	1 619 PB5 490	Union Nut Ø 8MM .	338,00
65	1	1 619 PB5 498	Capsule .	30,00	808	1	1 619 PB5 407	Nameplate .	
66	1	1 619 PB5 499	Spiral Spring .	30,00	810	1	1 619 PB5 455	Carbon-Brush Set .	102,00
67	1	1 619 PB5 500	Chip Deflector .	54,00	816	1	1 619 PB5 458	Brush Holder .	47,00
68	1	1 619 PB5 151	Base .	903,00					
69	1	1 619 PB5 501	Spiral Spring .	30,00					
70	1	1 619 PB5 502	Holding Plate .	111,00					
71	1	1 619 PB5 503	Base Plate .	257,00					
72	3	1 619 PB5 504	Screw .	30,00					
74	2	1 619 PB5 506	Wing Screw .	49,00					
75	2	1 619 PB5 507	Spiral Spring .	29,00					
76	1	1 619 PB5 508	Block .	30,00					
77	1	1 619 PB5 509	Terminal Block .	51,00					
78	2	1 619 PB5 510	Screw M4X8 .	41,00					
79	1	1 619 PB5 415	Label .						
80	1	1 619 PB7 042	Spiral Spring .						
653	1	1 619 PB5 511	Parallel-Guide .	418,00					
654	1	1 619 PB5 515	Guide .	190,00					
655	1	1 619 PB5 521	Suction Piece .	89,00					
656	1	1 619 PB5 522	Guide .	107,00					
657	1	1 600 A02 28G	Assembly Wrench .	113,00					
658	1	1 619 PB5 523	Center Pin .	72,00					
661	1	1 619 PB5 492	Union Nut Ø 6MM .	328,00					

Please observe: Repairing, modifying and testing of electro-tools are to be performed professionally. The safety regulations according to IEC, EN, VDE, AFNOR and other regulations of the individual countries are to be observed. Subject to change.

This price list supersedes all previous edition. Prices are subjected to change without any prior notice.

3 601 M29 0F0
Issue 1 14-08-19
Stand 14-08-20

Fig. /Abb. 1



Änderungen vorbehalten
Modifications reserved
Modifications reserves
Salvo modificaciones

1 / 3

Model: 3 601 M29 0F0 = 230

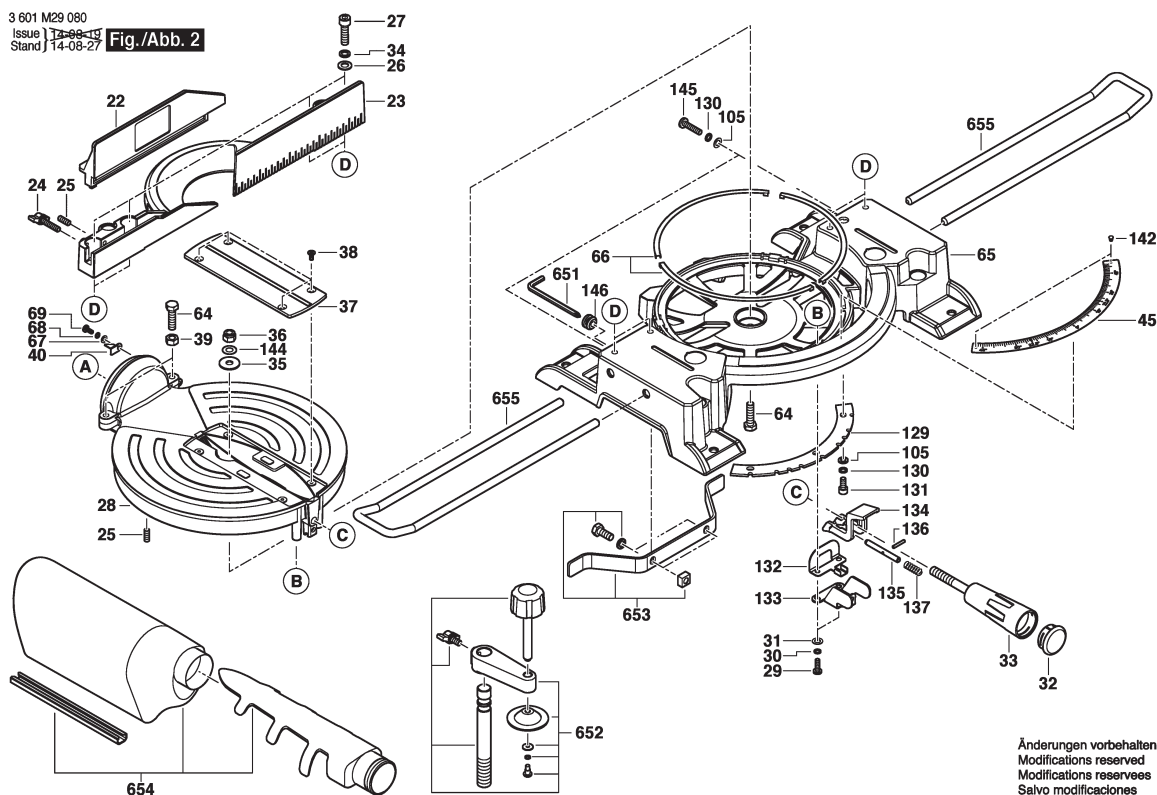
Item	Pc	Order no.	Description	LP in INR	Item	Pc	Order no.	Description	LP in INR
1	1	1 619 PA7 071	Motor Housing .	1.242,00	37	1	1 619 PA6 938	Insert .	153,00
2	1	1 619 PA6 835	Field 220-240V .	2.808,00	38	4	1 619 PA6 939	Countersunk-Head Screw .	64,00
4	1	1 619 PA6 703	Switch .	546,00	39	1	1 619 PA6 940	Nut .	64,00
5	1	1 619 PB5 138	Power supply cord .		40	1	1 619 PA6 941	Pointer .	43,00
6	1	1 619 PA7 081	Grommet .	64,00	41	1	1 619 PA6 942	Nut .	43,00
7	1	1 609 203 J01	Fastening Clamp .	43,00	42	1	1 619 PA6 943	Set screw .	64,00
12	1	1 619 PA7 095	Suppression Capacitor .	90,00	43	1	1 619 PA6 944	Pivot Shaft .	87,00
16	2	1 619 PA6 920	Brush Holder .	266,00	44	1	1 619 PA6 945	Self-locking nut .	43,00
19	4	1 619 PA7 002	Pan head screw .	153,00	45	1	1 619 PA6 922	Scale .	43,00
22	1	1 619 PA6 924	Mitre Fence .	557,00	46	1	1 619 PA6 946	Guard Plate .	173,00
23	1	1 619 PA6 925	Mitre Fence .	1.222,00	48	1	1 619 PA6 948	Torsion Spring .	43,00
24	1	1 619 PA6 926	Wing Screw .	43,00	49	1	1 619 PA6 949	Special Screw .	43,00
25	2	1 619 PA6 927	Set screw .	43,00	50	1	1 619 PA6 950	Protective Cover .	557,00
26	4	1 619 PA6 928	Plain Washer .	39,00	51	1	1 619 PA6 951	Guard Plate .	64,00
27	4	1 619 PA6 929	Hex Socket Head Cap	89,00	52	1	1 619 PA6 952	Special Screw .	64,00
28	1	1 619 PA6 930	Table .	2.878,00	53	1	1 619 PA6 953	Bushing .	43,00
29	2	1 619 PA6 931	Pan head screw .	43,00	54	1	1 619 PA6 954	Linkage .	222,00
30	4	1 619 PA6 932	Spring Washer .	43,00	55	2	1 619 PA6 955	Bushing .	64,00
31	6	1 619 PA6 933	Plain Washer .	64,00	56	2	1 619 PA6 956	Plain Washer .	43,00
32	1	1 619 PA6 934	Cover .	43,00	57	1	1 619 PA6 957	Pan head screw .	43,00
33	1	1 619 PA6 935	Knob .	234,00	58	1	1 619 PA6 958	Special Screw .	43,00
34	4	1 619 PA6 921	Spring Washer .	64,00	59	1	1 619 PA6 959	Bearing Block .	1.135,00
35	1	1 619 PA6 936	Plain Washer .	43,00	60	2	1 619 PA6 960	Plain Washer .	43,00
36	1	1 619 PA6 937	Self-locking nut .	43,00	61	1	1 619 PA6 961	Self-locking nut .	43,00

Please observe: Repairing, modifying and testing of electro-tools are to be performed professionally. The safety regulations according to IEC, EN, VDE, AFNOR and other regulations of the individual countries are to be observed. Subject to change.

This price list supersedes all previous edition. Prices are subjected to change without any prior notice.

3 601 M29 0F0
Issue 13-06-13
Stand 14-06-27

Fig./Abb. 2



Änderungen vorbehalten
Modifications reserved
Modifications reserves
Salvo modificaciones

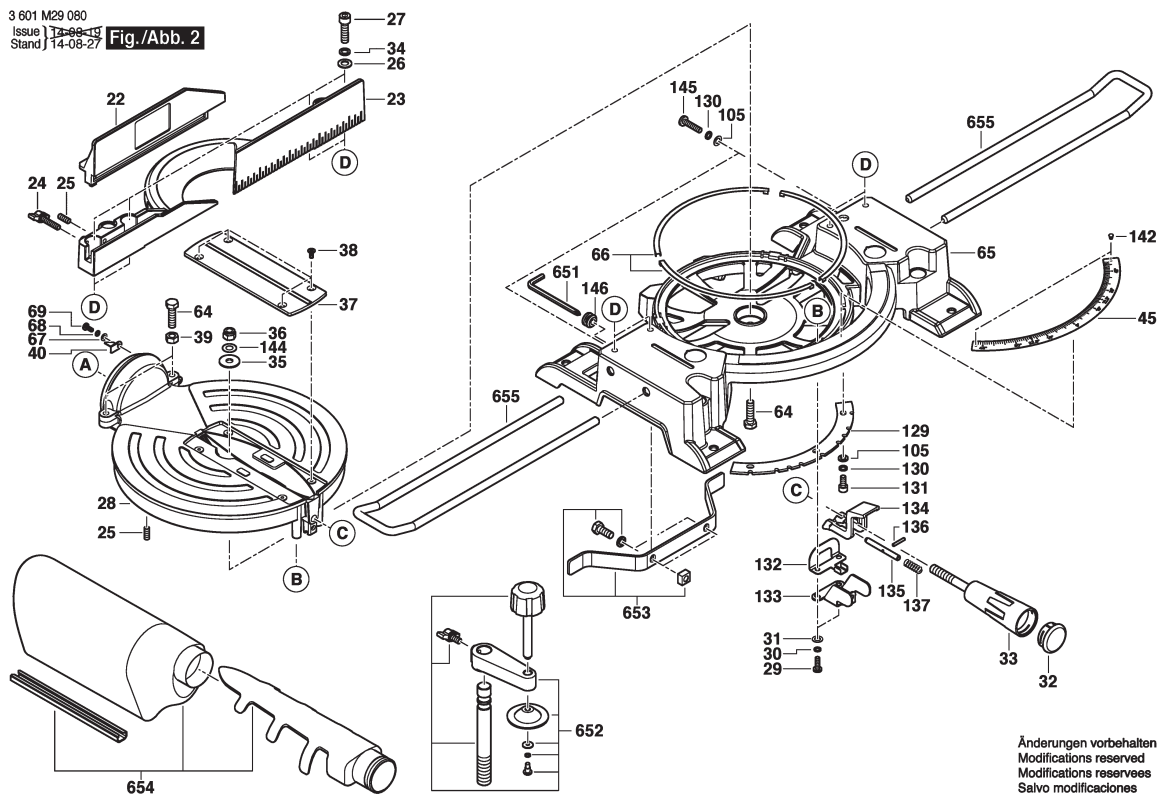
2 / 3

Model: 3 601 M29 0F0 = 230

Item	Pc	Order no.	Description	LP in INR	Item	Pc	Order no.	Description	LP in INR
62	1	1 619 PA6 962	Locking nut .	90,00	90	1	1 619 PA6 986	Bushing .	43,00
63	1	1 619 PA6 963	Lever .	90,00	91	1	1 619 PA6 987	Hex Screw .	43,00
64	3	1 619 PA6 964	Hex Screw .	90,00	92	1	1 619 PA6 988	Spacer Pin .	43,00
65	1	1 619 PA6 965	Base .	3.613,00	93	1	1 619 PA6 989	Set screw .	43,00
66	3	1 619 PA6 923	Sliding Plate .	173,00	94	1	1 619 PA6 990	Nut .	43,00
67	3	1 619 PA6 966	Plain Washer .	43,00	95	1	1 619 PA6 991	Hex Screw .	43,00
68	1	1 619 PA6 967	Spring Washer .	43,00	96	1	1 619 PA6 992	Rubber Ring .	66,00
69	2	1 619 PA6 968	Pan head screw .	43,00	97	1	1 619 PA6 993	Air-Deflector Ring .	90,00
70	1	1 619 PA6 969	Detent Pin .	64,00	98	2	1 619 PA6 994	Pan head screw .	153,00
71	1	1 619 PA6 970	O-Ring .	43,00	99	1	1 619 PA6 995	Handle .	461,00
72	1	1 619 PA6 971	Pivot Shaft .	153,00	100	1	1 619 PA6 996	shaft lock .	90,00
73	1	1 619 PA6 972	Scale .	89,00	101	1	1 619 PA6 997	Trigger .	92,00
74	1	1 619 P03 482	Bolt .	30,00	102	2	1 619 PA6 998	Pan head screw .	43,00
75	1	1 619 PA7 349	Set screw .	43,00	103	2	1 619 PA6 999	Brush-Cover .	43,00
76	1	1 619 PA6 973	Clamping Flange .	159,00	104	7	1 619 PA7 000	Pan head screw .	43,00
78	1	1 619 PA7 034	Nut .	43,00	105	9	1 619 PA7 001	Plain Washer .	43,00
79	2	1 619 PA6 975	Pan head screw .	43,00	107	2	1 619 PA7 003	Set screw .	43,00
80	1	1 619 PA6 976	Bearing cover .	64,00	108	1	1 619 PA7 004	Compression Spring .	43,00
84	1	1 619 PA6 980	Helical Gear .	546,00	109	1	1 619 PA7 005	Torsion Spring .	43,00
85	1	1 619 PA6 981	Pan head screw .	43,00	110	1	1 619 PA7 006	Locking Lever .	153,00
86	1	1 619 PA6 982	Spring retaining ring .	43,00	111	1	1 619 PA7 007	Special Screw .	43,00
87	1	1 619 PA6 983	Dust Separator .	43,00	112	1	1 619 PA7 008	Compression Spring .	461,00
88	1	1 619 PA6 984	Needle bearing .	92,00	113	1	1 619 PA7 009	Spring Holder .	64,00
89	1	1 619 PA6 985	Safety Guard .	2.350,00	114	1	1 619 PA7 010	Positioning Pin .	43,00

Please observe: Repairing, modifying and testing of electro-tools are to be performed professionally. The safety regulations according to IEC, EN, VDE, AFNOR and other regulations of the individual countries are to be observed. Subject to change.

This price list supersedes all previous edition. Prices are subjected to change without any prior notice.



Änderungen vorbehalten
Modifications reserved
Modificaciones reserves
Salvo modificaciones

3 / 3

Model: 3 601 M29 OF0 = 230									
Item	Pc	Order no.	Description	LP in INR	Item	Pc	Order no.	Description	LP in INR
129	1	1 619 PA7 011	Angle Plate .	153,00	655	2	1 619 PA6 916	Extension Stand .	573,00
130	5	1 619 PA7 012	Spring Washer .	43,00	803	1	1 619 PA7 056	Armature 220-240V .	4.656,00
131	3	1 619 PA7 013	Hex Socket Head Cap	43,00	810	1	1 619 PA7 057	Carbon-Brush Set .	785,00
132	1	1 619 PA7 014	Locking Plate .	43,00	847	1	1 619 PA7 058	Special Screw .	43,00
133	1	1 619 PA7 015	Bracket .	89,00	881	1	1 619 PA7 032	Spindle .	573,00
134	1	1 619 PA7 016	Push rod .	64,00					
135	1	1 619 PA7 017	Locking Bar .	64,00					
136	1	1 619 PA7 018	Locking pin .	90,00					
137	1	1 619 PA7 019	Compression Spring .	43,00					
138	1	1 619 PA7 020	Plug Connector .	64,00					
139	1	1 619 PA7 021	Bushing .	43,00					
140	1	1 619 PA7 022	Parallel Key .	43,00					
141	1	1 619 PA7 023	Clamping Flange .	228,00					
142	4	1 619 PA7 024	Rivet .	43,00					
144	1	1 619 PA7 026	Spring Washer .	43,00					
145	2	1 619 PA7 027	Pan head screw .	43,00					
146	1	1 619 PA7 028	Holder .	43,00					
147	1	1 619 PA7 029	Plain Washer .	43,00					
148	1	1 619 PA7 030	Spacer .	44,00					
149	1	1 619 PA7 031	Cable Set .	153,00					
651	1	1 619 PA7 036	Hexagon Socket Wrench .	90,00					
652	1	1 619 PA7 037	Clamp .	461,00					
653	1	1 619 PA7 046	Support Plate .	153,00					
654	1	1 619 PA7 051	Dust Bag .	273,00					

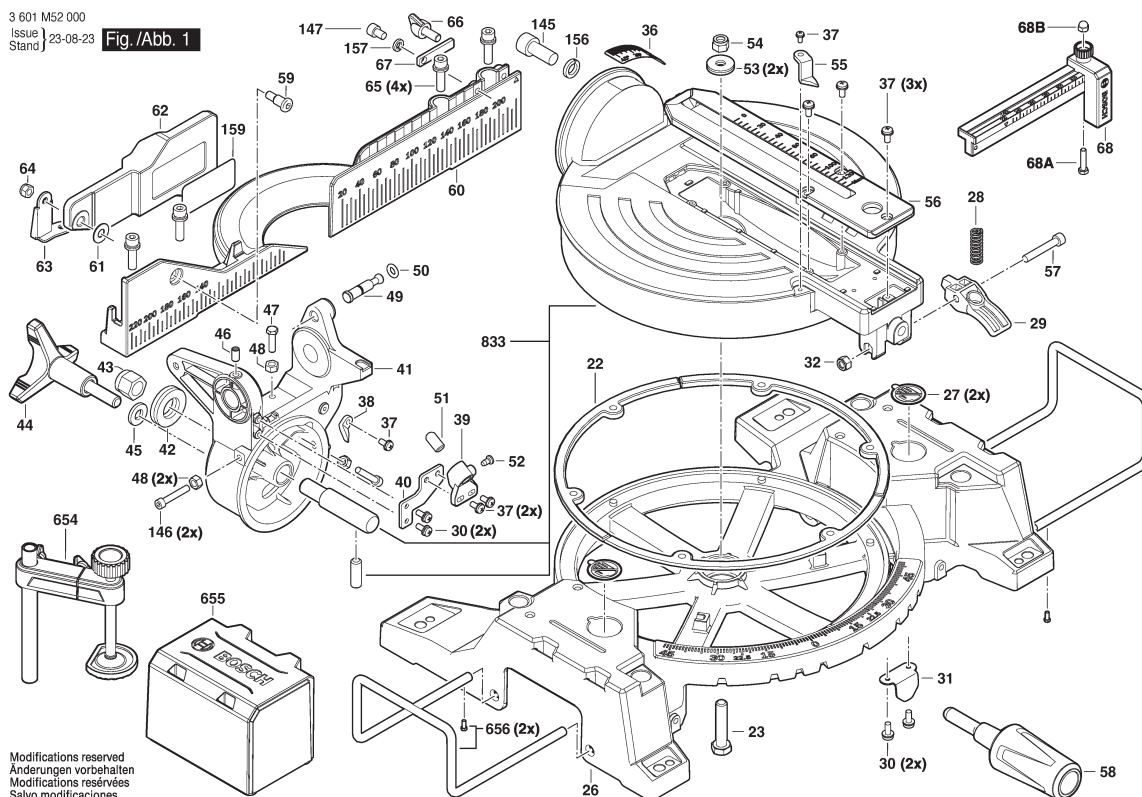
Please observe: Repairing, modifying and testing of electro-tools are to be performed professionally. The safety regulations according to IEC, EN, VDE, AFNOR and other regulations of the individual countries are to be observed. Subject to change.

This price list supersedes all previous edition. Prices are subjected to change without any prior notice.

Page 148 of 281

3 601 M52 000
Issue
Stand 23-08-23

Fig./Abb. 1



Modifications reserved
Änderungen vorbehalten
Modificaciones reservadas
Salvo modificaciones

1 / 3

Model: 3 601 M52 0F0 = 230

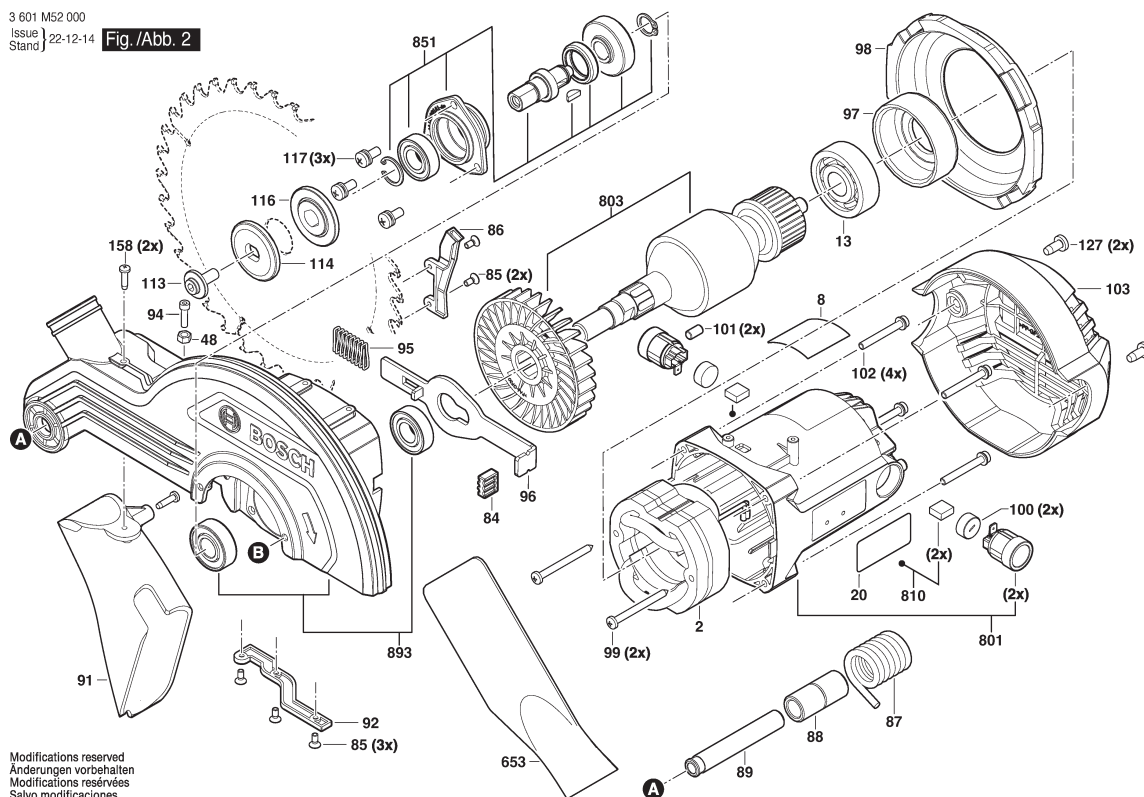
Item	Pc	Order no.	Description	LP in INR	Item	Pc	Order no.	Description	LP in INR
2	1	1 619 PB9 033	Field .	1.593,00	41	1	1 619 PB9 067	Arm .	787,00
4	1	1 619 PC0 675	Switch .	415,00	42	2	1 619 PB9 068	Washer .	27,00
5	1	1 619 PB9 058	Power supply cord .		43	1	1 619 PB9 069	Nut .	38,00
6	1	1 619 PB6 112	Grommet .	38,00	44	1	1 619 PB9 070	Rotary Handle .	83,00
7	1	1 619 PB9 038	Cable Clip .	27,00	45	1	1 619 PB6 164	Plain Washer Q235A .	27,00
8	1	1 619 PB9 079	Nameplate .		46	1	1 619 PB9 072	Screw .	27,00
12	1	1 619 PB9 041	Capacitor .	38,00	47	1	1 619 PB9 073	Bolt .	27,00
13	1	1 619 PB9 042	Ball Bearing .	90,00	48	4	1 619 PB6 210	Nut .	27,00
19	10	1 619 PB9 035	Pan head screw .	49,00	49	1	1 600 A02 S76	Detent Pin .	49,00
20	1	1 619 PB9 047	Warning Label .		50	1	1 619 PB6 174	O-Ring ABS .	27,00
22	3	1 619 PB9 048	Pad .	40,00	51	1	1 619 PB9 077	Laser .	215,00
23	1	1 619 PB9 049	Bolt .	27,00	52	1	1 619 PB6 135	Pan head screw YL102 .	27,00
26	1	1 619 PB9 052	Base .	2.502,00	53	2	1 619 PC0 545	Washer 8X2 .	27,00
27	2	1 619 PB9 053	Label .		54	1	1 619 PB6 178	Hex Nut Q235A .	27,00
28	2	1 619 PB6 151	Spring .	27,00	55	1	1 619 PB9 081	Pointer .	27,00
29	1	1 619 PB9 055	Detent .	38,00	56	1	1 619 PB9 082	Cover Plate .	43,00
30	4	1 619 PB9 056	Screw .	27,00	57	1	1 619 PB6 152	Bolt YL102 .	27,00
31	1	1 619 PB9 057	Spring Clip .	38,00	58	1	1 619 PB9 084	Rotary Handle .	75,00
32	3	1 619 PB6 149	Hex Nut Q235A .	27,00	59	1	1 619 PB9 085	Bolt .	38,00
36	1	1 619 PB9 062	Scale .	27,00	60	1	1 619 PB9 086	Mitre Fence .	1.195,00
37	7	1 619 PB8 622	Screw .	27,00	61	1	1 619 PB9 087	Washer .	27,00
38	1	1 619 PB9 064	Pointer .	27,00	62	1	1 619 PB9 088	Mitre Fence .	311,00
39	1	1 619 PB9 065	Holder .	38,00	63	1	1 619 PB9 089	Washer .	44,00
40	1	1 619 PB9 066	Plate .	38,00	64	1	1 619 PB9 090	Nut .	27,00

Please observe: Repairing, modifying and testing of electro-tools are to be performed professionally. The safety regulations according to IEC, EN, VDE, AFNOR and other regulations of the individual countries are to be observed. Subject to change.

This price list supersedes all previous edition. Prices are subjected to change without any prior notice.

3 601 M52 000
Issue
Stand 22-12-14

Fig./Abb. 2



2 / 3

Model: 3 601 M52 0F0 = 230

Item	Pc	Order no.	Description	LP in INR	Item	Pc	Order no.	Description	LP in INR
65	4	1 619 PB6 140	Socket head cap screw	27,00	105	1	1 619 PB6 206	Pan head screw	27,00
66	1	1 619 PB6 141	Rotary Knob Q235A	38,00	106	2	1 619 PB6 204	Shoulder Screw	27,00
67	1	1 619 PB6 136	Pad	38,00	107	1	1 619 PB9 133	Plate	54,00
68	1	1 619 PB9 094	Stopper	373,00	109	2	1 619 PB6 213	Torx Flat-Head Screw	26,00
70	2	1 619 PC0 569	Screw	27,00	110	1	1 619 PB6 212	Compression Spring	27,00
84	1	1 619 PB6 194	Push-Button	27,00	111	1	1 619 PB6 214	Cover Plate	60,00
85	5	1 619 PB6 186	Countersunk-Head Screw	27,00	112	1	1 619 PB9 127	Washer	27,00
86	1	1 619 PB9 112	Plate	27,00	113	1	1 619 PB6 215	Bolt	38,00
87	1	1 619 PB9 113	Torsion Spring	150,00	114	1	1 619 PB9 140	Clamping Flange	97,00
88	2	1 619 PB6 162	Bushing Q235A	27,00	116	1	1 619 PB9 142	Clamping Flange	97,00
89	1	1 619 PB6 163	Shaft PA6-GF30	51,00	117	3	1 619 PB9 143	Bolt	27,00
91	1	1 619 PB9 117	Dust Separator	71,00	127	3	1 619 PB9 153	Screw	27,00
92	1	1 619 PB9 118	Plate	311,00	128	1	1 619 PB6 229	Electronic Module	192,00
94	1	1 619 PB9 120	Bolt	27,00	129	1	1 619 PB6 232	Terminal Block	38,00
95	1	1 619 PB6 195	Spring	38,00	130	1	1 619 PB6 231	Linkage	27,00
96	1	1 619 PB9 122	shaft lock	52,00	131	1	1 619 PB6 243	Linkage	27,00
97	1	1 619 PB9 123	Rubber Bushing	54,00	132	1	1 619 PB9 158	Handle	153,00
98	1	1 619 PB9 124	Baffle	64,00	133	2	1 619 PB6 235	Pan head screw	27,00
99	2	1 619 PB9 125	Screw	27,00	134	2	1 619 PB6 236	Pan head screw	27,00
100	2	1 619 PB9 126	Cover	155,00	135	1	1 619 PB6 237	Handle	83,00
101	2	1 619 PB6 201	Set screw	27,00	136	1	1 619 PB6 239	Switch	58,00
102	4	1 619 PB6 202	Pan head screw	27,00	137	1	1 619 PB9 163	Screw	27,00
103	1	1 619 PB9 129	Housing Cover	49,00	138	1	1 619 PB6 244	Spring	27,00
104	1	1 619 PB9 130	Linkage	168,00	139	1	1 619 PB9 165	Induction Coil	85,00

Please observe: Repairing, modifying and testing of electro-tools are to be performed professionally. The safety regulations according to IEC, EN, VDE, AFNOR and other regulations of the individual countries are to be observed. Subject to change.

This price list supersedes all previous edition. Prices are subjected to change without any prior notice.

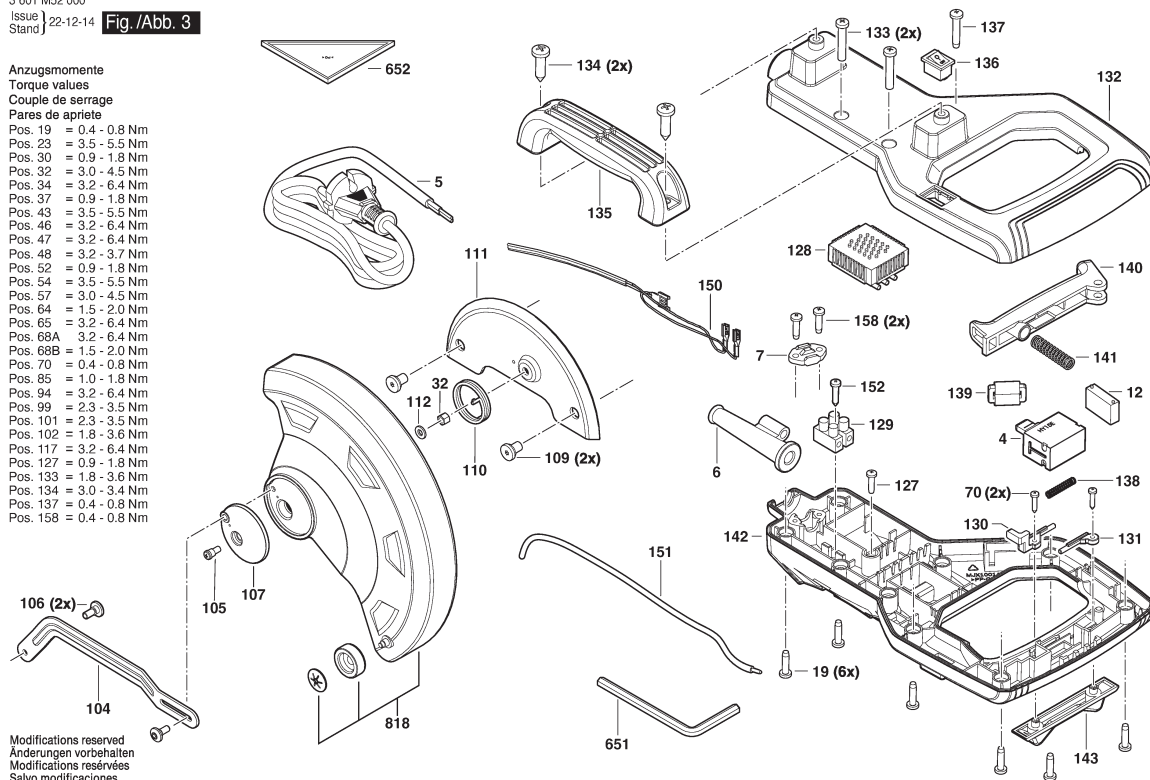
3 601 M52 000
Issue 22-12-14
Stand

Fig./Abb. 3

Anzugsmomente
Torque values
Couple de serrage
Pares de apriete

Pos. 19	= 0.4 - 0.8 Nm
Pos. 23	= 3.5 - 5.5 Nm
Pos. 30	= 0.9 - 1.8 Nm
Pos. 32	= 3.0 - 4.5 Nm
Pos. 34	= 3.2 - 6.4 Nm
Pos. 37	= 0.9 - 1.8 Nm
Pos. 43	= 3.5 - 5.5 Nm
Pos. 46	= 3.2 - 6.4 Nm
Pos. 47	= 3.2 - 6.4 Nm
Pos. 48	= 3.2 - 3.7 Nm
Pos. 52	= 0.9 - 1.8 Nm
Pos. 54	= 3.5 - 5.5 Nm
Pos. 57	= 3.0 - 4.5 Nm
Pos. 64	= 1.5 - 2.0 Nm
Pos. 65	= 3.2 - 6.4 Nm
Pos. 68A	= 3.2 - 6.4 Nm
Pos. 68B	= 1.5 - 2.0 Nm
Pos. 70	= 0.4 - 0.8 Nm
Pos. 85	= 1.0 - 1.8 Nm
Pos. 94	= 3.2 - 6.4 Nm
Pos. 99	= 2.3 - 3.5 Nm
Pos. 101	= 2.3 - 3.5 Nm
Pos. 102	= 1.8 - 3.6 Nm
Pos. 117	= 3.2 - 6.4 Nm
Pos. 127	= 0.9 - 1.8 Nm
Pos. 133	= 1.8 - 3.6 Nm
Pos. 134	= 3.0 - 3.4 Nm
Pos. 137	= 0.4 - 0.8 Nm
Pos. 158	= 0.4 - 0.8 Nm

Modifications reserved
Änderungen vorbehalten
Modifications réservées
Salvo modificaciones



3 / 3

Model: 3 601 M52 0F0 = 230

Item	Pc	Order no.	Description	LP in INR	Item	Pc	Order no.	Description	LP in INR
140	1	1 619 PB9 166	Switch Button .	36,00	833	1	1 619 PB9 145	Table .	1.834,00
141	1	1 619 PB6 241	Spring .	33,00	851	1	1 619 PB9 156	Drive shaft set .	1.145,00
142	1	1 619 PB9 168	Handle .	166,00	893	1	1 619 PB9 148	Upper guard .	2.241,00
143	1	1 619 PB6 228	Interlock .	26,00					
145	1	1 619 PB9 171	Bolt .	27,00					
146	2	1 619 PB9 172	Bolt .	27,00					
147	1	1 619 PB6 137	Socket head cap screw	27,00					
150	1	1 619 PB9 176	Connecting Cable .	57,00					
151	1	1 619 PB9 177	Connector Cable .	45,00					
152	1	1 619 PB6 233	Pan head screw .	27,00					
156	1	1 619 PB9 121	Washer .	27,00					
157	1	1 619 PB6 138	Spring Washer 65MN .	27,00					
158	4	1 619 PC0 568	Screw .	27,00					
159	1	1 619 PC0 674	Label .						
651	1	1 619 PB9 159	Clamping wrench .	38,00					
652	1	1 619 PB9 141	measuring ruler .	27,00					
653	1	1 619 PB6 246	Dust Bag .	109,00					
654	1	1 619 PB9 102	Mounting Clamp .	449,00					
655	1	1 619 PB9 050	Supporting Block .	315,00					
656	1	1 619 PC0 491	Extension Stand .	492,00					
801	1	1 619 PB9 154	Housing Assembly .	767,00					
803	1	1 619 PB9 155	Armature assembly .	2.689,00					
810	1	1 619 PB9 144	Carbon Brush .	329,00					
818	1	1 619 PB9 151	Plate .	572,00					

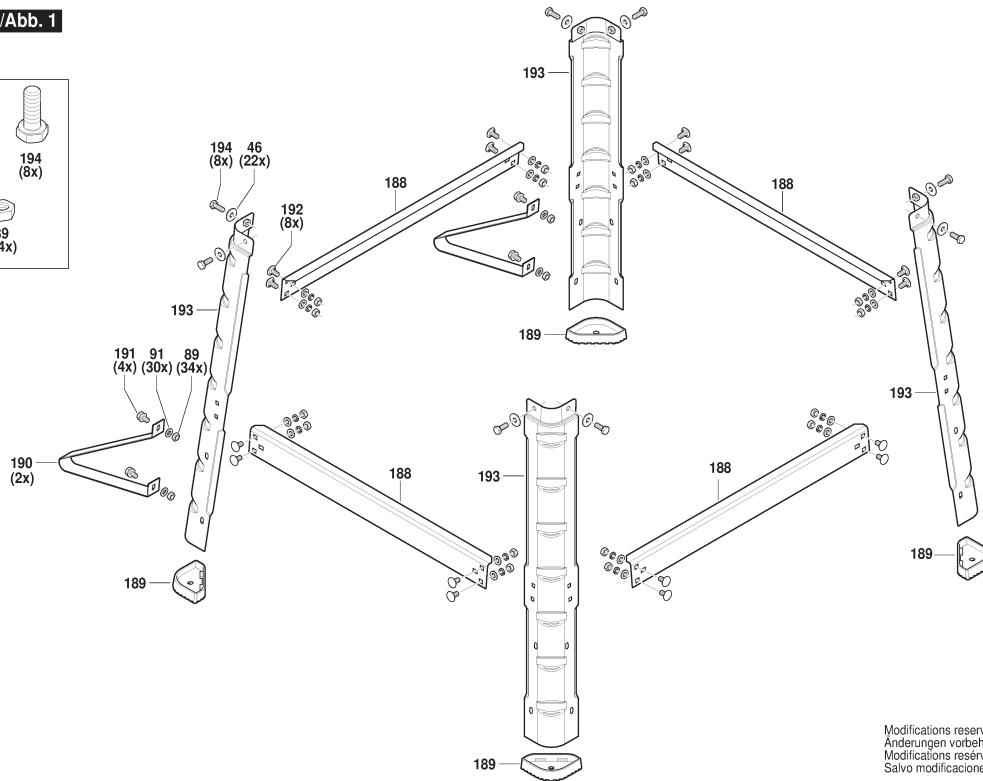
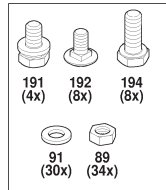
Please observe: Repairing, modifying and testing of electro-tools are to be performed professionally. The safety regulations according to IEC, EN, VDE, AFNOR and other regulations of the individual countries are to be observed. Subject to change.

This price list supersedes all previous edition. Prices are subjected to change without any prior notice.

 BOSCH Power Tools	Table Saw	Model GTS 254 3 601 M45 0F0 BO
---	------------------	---

3 601 M45 000
Issue
Stand 21-01-07

Fig./Abb. 1



Modifications reserved
Änderungen vorbehalten
Modifications réservées
Salvo modificaciones

1 / 7

Model: 3 601 M45 0F0 = 230									
Item	Pc	Order no.	Description	LP in INR	Item	Pc	Order no.	Description	LP in INR
2	1	1 604 220 58V	Field .	2.046,00	50	1	1 600 A02 2DV	Plate .	30,00
4	1	1 607 200 37L	Switch .	886,00	51	1	1 600 A02 2C9	Screw .	30,00
5	1	1 619 PB6 262	Power Cable IND .		54	1	1 600 A02 2CX	Locking Lever .	139,00
6	1	1 600 703 05B	Grommet .	30,00	55	1	1 600 A02 2CY	Guard .	276,00
7	2	1 600 A02 2BY	Clamp .	30,00	57	1	1 600 A02 2F1	Riving Knife .	357,00
8	1	1 601 11A 8G8	Nameplate .		58	1	1 600 A02 2CN	Bolt .	42,00
9	1	1 601 11C 3WM	Sticker .		67	1	1 600 A02 2DM	Stop Plate .	39,00
12	1	1 619 PB6 256	Suppression Capacitor .	183,00	68	1	1 600 A02 2DN	Stop Plate .	41,00
13	1	1 600 900 09G	groove ball bearing .	230,00	69	1	1 619 PB7 208	Insert .	522,00
19	10	1 603 430 08V	Screw .	30,00	70	1	1 600 A02 2F2	Clip .	132,00
23	3	1 600 A02 2CF	Nut .	30,00	71	1	1 603 430 08Z	Screw .	30,00
27	1	1 600 A02 2DZ	Plug .	30,00	72	1	1 605 500 2HL	Cover .	30,00
28	1	1 600 A02 2EG	End stop .	432,00	73	1	1 600 A02 2F5	Table top .	850,00
32	2	1 600 A02 2CM	Bolt .	30,00	74	1	1 600 A02 2ET	Base .	317,00
33	1	1 600 A02 2E0	Plug .	30,00	75	4	1 603 430 090	Screw .	30,00
34	4	1 600 A02 2C0	Knob .	30,00	76	1	1 600 A02 2E1	Plug .	30,00
35	6	1 603 430 08W	Screw .	30,00	77	13	1 603 430 091	Screw .	30,00
43	1	1 600 A02 2BT	Locking Pin .	43,00	78	1	1 600 A02 2F6	Table top .	4.387,00
44	1	1 600 A02 2FM	Clamping Lever .	84,00	79	2	1 600 A02 2ED	Handle .	42,00
45	1	1 600 A02 2FN	Wheel .	30,00	80	1	1 600 A02 2DD	Seat .	220,00
46	22	1 600 A02 2CC	Gasket .	30,00	81	4	1 603 430 092	Screw .	30,00
47	5	1 603 430 09P	Screw .	38,00	82	2	1 600 A02 2DE	Seat .	46,00
48	1	1 600 A02 2ES	Bracket .	73,00	83	6	1 603 430 093	Screw .	30,00
49	2	1 603 430 08Y	Screw .	30,00	84	1	1 600 A02 2C3	Torsion Spring .	30,00

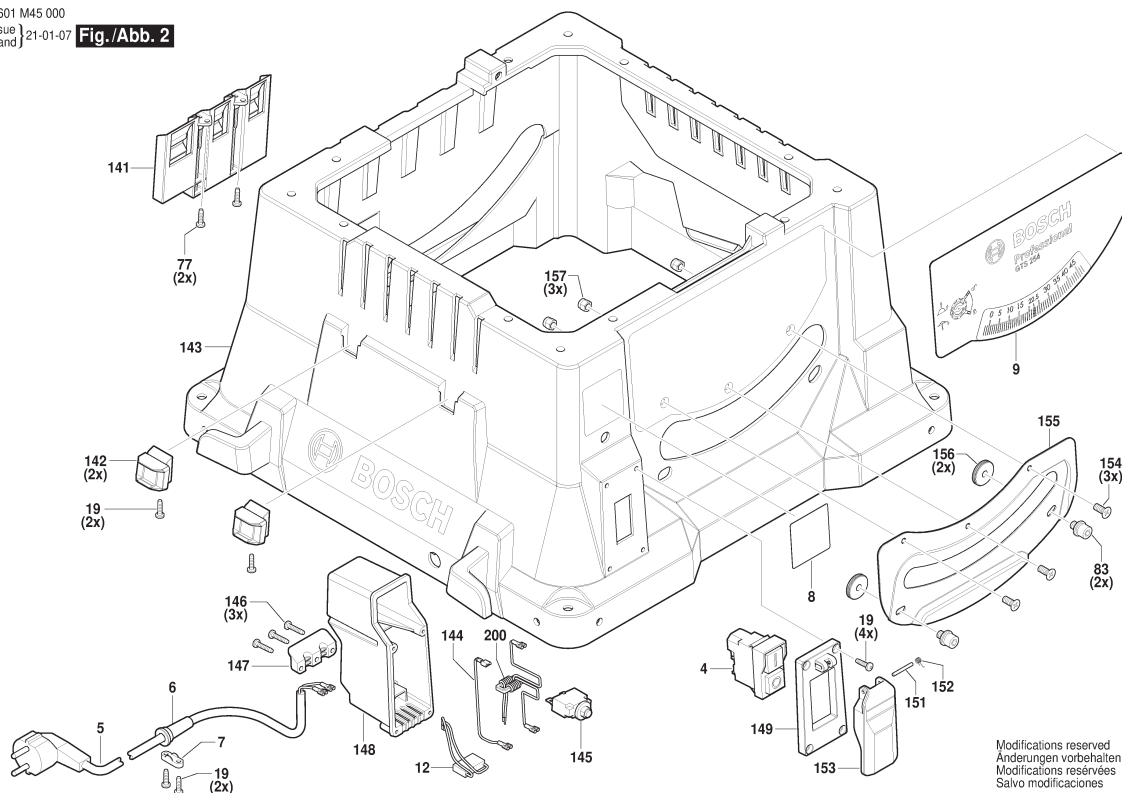
Please observe: Repairing, modifying and testing of electro-tools are to be performed professionally. The safety regulations according to IEC, EN, VDE, AFNOR and other regulations of the individual countries are to be observed. Subject to change.

This price list supersedes all previous edition. Prices are subjected to change without any prior notice.

 BOSCH Power Tools	Table Saw	Model GTS 254 3 601 M45 0F0 BO
---	------------------	---

3 601 M45 000
Issue
Stand 21-01-07

Fig./Abb. 2



2 / 7

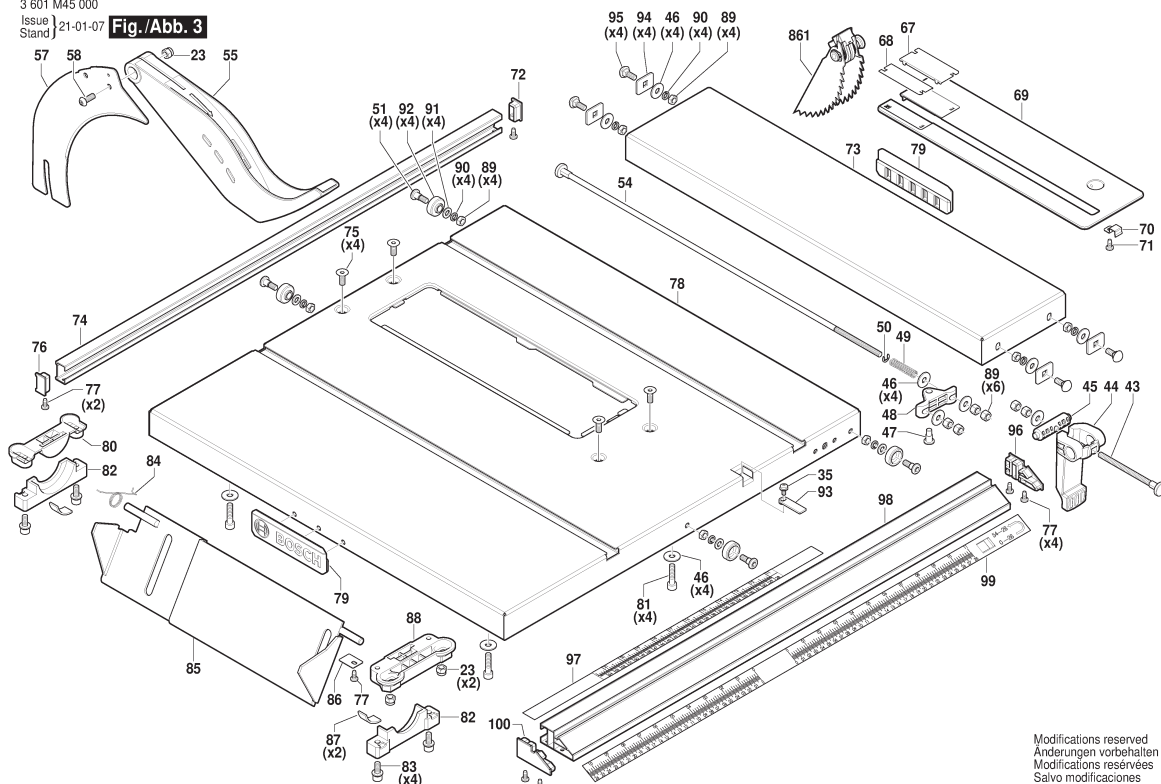
Model: 3 601 M45 0F0 = 230									
Item	Pc	Order no.	Description	LP in INR	Item	Pc	Order no.	Description	LP in INR
85	1	1 600 A02 2CZ	Guard .	204,00	113	1	1 600 A02 2FR	Output Shaft .	193,00
86	1	1 600 A02 2D0	Guard .	30,00	114	1	1 603 430 09R	Screw .	30,00
87	2	1 600 A02 2F7	Shim .	30,00	115	1	1 600 A02 2BL	Crown Gear .	782,00
88	1	1 600 A02 2DF	Seat .	279,00	116	1	1 600 A02 2BK	Riving Knife .	61,00
89	34	1 600 A02 2CG	Nut .	30,00	117	1	1 600 A02 2F4	Circlip .	30,00
90	24	1 600 150 03M	Spring Washer .	30,00	119	2	1 603 430 096	Screw .	30,00
91	30	1 600 A02 2BM	Washer .	29,00	120	1	1 600 A02 2DG	Seat .	308,00
92	4	1 600 A02 2F8	Scale Wheel .	30,00	121	1	1 600 A02 2FS	pad .	30,00
93	1	1 600 A02 2F9	Indicator .	30,00	122	1	1 600 A02 2DH	Seat .	143,00
94	4	1 600 A02 2DP	mounting plate .	30,00	123	1	1 600 A02 2DU	Plate .	1.270,00
95	4	1 600 A02 2CP	Bolt .	30,00	124	1	1 600 A02 2CL	Nut .	70,00
96	1	1 600 A02 2E2	Plug .	30,00	126	4	1 603 430 097	Screw .	30,00
97	1	1 600 A02 2EP	Scale .	71,00	128	2	1 603 430 098	Screw .	30,00
98	1	1 600 A02 2EU	Base .	877,00	129	1	1 600 A02 2FU	Washer .	30,00
99	1	1 600 A02 2ER	Scale .	43,00	130	2	1 600 A02 2E8	Cap .	30,00
100	1	1 600 A02 2E3	Plug .	30,00	131	1	1 605 500 2HN	Cover .	68,00
101	4	1 600 A02 2CD	Gasket .	30,00	132	1	1 600 A02 2EL	Connecting Wire .	90,00
102	1	1 605 500 2HM	Cover .	522,00	133	2	1 600 A02 2BN	Washer .	30,00
103	1	1 603 430 094	Screw .	70,00	134	2	1 603 430 099	Screw .	30,00
105	1	1 600 A02 2FA	Flange .	71,00	135	1	1 600 A02 2EA	Sleeve .	29,00
107	1	1 619 PB6 279	Flange .	182,00	136	1	1 600 A02 2D8	Rod .	246,00
108	1	1 600 A02 2DY	Plate .	74,00	137	2	1 606 333 2FF	Bevel Gear .	174,00
109	4	1 603 430 095	Screw .	30,00	138	2	1 603 430 09A	Screw .	30,00
112	1	1 600 A02 2FP	Woodruff Key .	30,00	139	1	1 600 A02 2EB	Sleeve .	30,00

Please observe: Repairing, modifying and testing of electro-tools are to be performed professionally. The safety regulations according to IEC, EN, VDE, AFNOR and other regulations of the individual countries are to be observed. Subject to change.

This price list supersedes all previous edition. Prices are subjected to change without any prior notice.

3 601 M45 000
Issue
Stand 21-01-07

Fig./Abb. 3



Modifications reserved
Änderungen vorbehalten
Modifications réservées
Salvo modificaciones

3 / 7

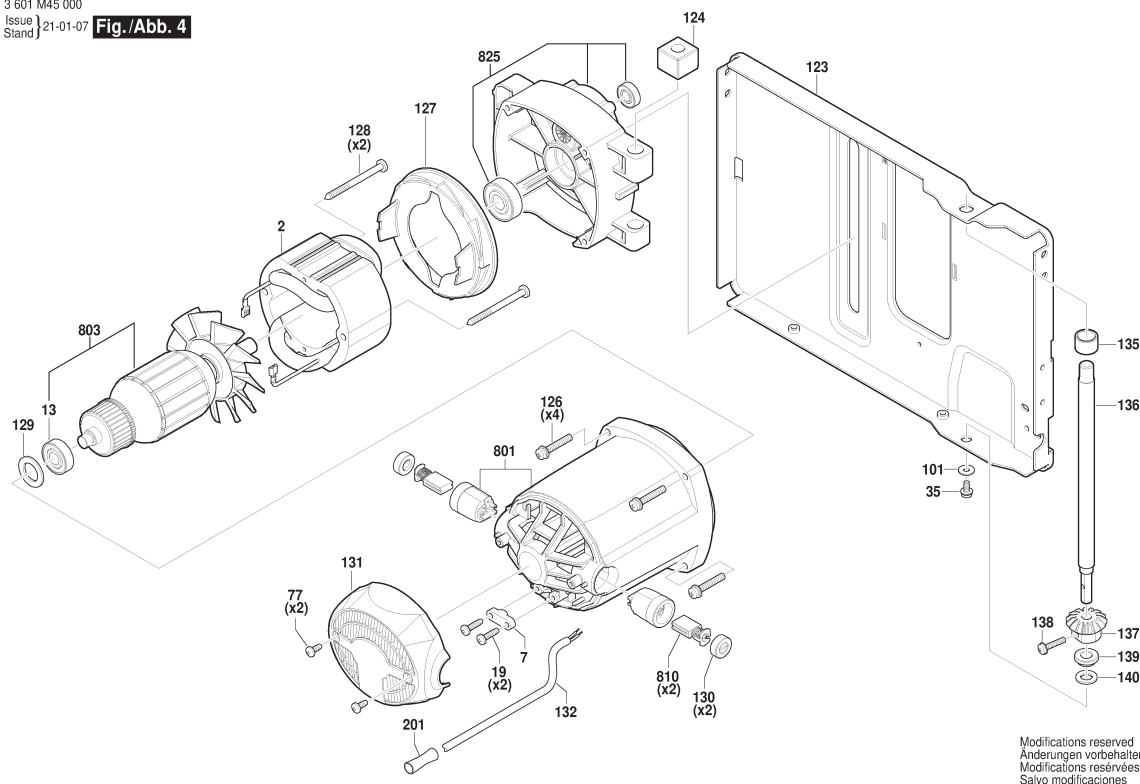
Model: 3 601 M45 0F0 = 230 / IN

Item	Pc	Order no.	Description	LP in INR	Item	Pc	Order no.	Description	LP in INR
140	1	1 600 A02 2BP	Washer .	30,00	165	1	1 603 430 09E	Screw .	30,00
141	1	1 600 A02 2FY	Equipment Holder .	82,00	166	1	1 600 A02 2CK	Nut .	57,00
142	2	1 600 A02 2DJ	Seat .	30,00	167	1	1 600 A02 2BS	Washer .	46,00
143	1	1 600 A02 2FZ	Body .	3.054,00	168	1	1 600 A02 2D1	Pointer .	30,00
144	1	1 604 400 01P	Cable .	39,00	169	1	1 600 A02 2FG	Shaft .	123,00
145	1	1 600 A02 2G5	Protection .	183,00	170	5	1 603 430 09F	Screw .	30,00
146	3	1 603 430 09B	Screw .	30,00	171	1	1 600 A02 2DA	Rod .	192,00
147	1	1 600 A02 2FD	Bracket .	30,00	172	1	1 600 A02 2EC	Sleeve .	29,00
148	1	1 600 A02 2DK	Seat .	180,00	173	1	1 600 A02 2DS	Plate .	113,00
149	1	1 600 A02 2D6	Switch Cover .	48,00	174	1	1 600 A02 2DL	Seat .	138,00
151	1	1 600 A02 2BW	Pin .	30,00	175	4	1 603 430 09G	Screw .	30,00
152	1	1 600 A02 2C4	Switch Spring .	30,00	176	1	1 600 A02 2E4	Plug .	30,00
153	1	1 600 A02 2EZ	Trigger .	46,00	177	1	1 600 A02 5F9	Plate .	143,00
154	3	1 603 430 09C	Screw .	30,00	178	1	1 600 A02 2E5	Plug .	30,00
155	1	1 600 A02 2DT	Plate .	420,00	179	2	1 603 430 09H	Screw .	30,00
156	2	1 600 A02 2CH	Nut .	30,00	188	4	1 600 A02 2EX	Frame .	864,00
157	3	1 600 A02 2CJ	Nut .	30,00	189	4	1 600 A02 2EY	Supporting foot .	30,00
158	1	1 600 A02 2E9	Cap .	30,00	190	2	1 600 A02 2FK	Support .	276,00
159	1	1 605 132 19G	Handle .	43,00	191	4	1 603 430 09L	Screw .	30,00
160	1	1 603 430 09D	Screw .	30,00	192	8	1 603 430 09M	Screw .	30,00
161	1	1 600 A02 2FE	Wheel .	89,00	193	4	1 600 A02 2FV	Table Leg .	1.962,00
162	2	1 600 A02 2BR	Washer .	30,00	194	8	1 603 430 09N	Screw .	30,00
163	1	1 600 A02 2C7	Spring .	30,00	195	1	1 600 A02 2D7	Push rod .	86,00
164	1	1 600 A02 2FF	Lever .	62,00	196	1	1 600 A02 2FW	Gripping Wedge .	68,00

Please observe: Repairing, modifying and testing of electro-tools are to be performed professionally. The safety regulations according to IEC, EN, VDE, AFNOR and other regulations of the individual countries are to be observed. Subject to change.

This price list supersedes all previous edition. Prices are subjected to change without any prior notice.

3 601 M45 000
Issue } 21-01-01
Stand }

Fig./Abb. 4

Modifications reserved
Änderungen vorbehalten
Modifications réservées
Salvo modificaciones

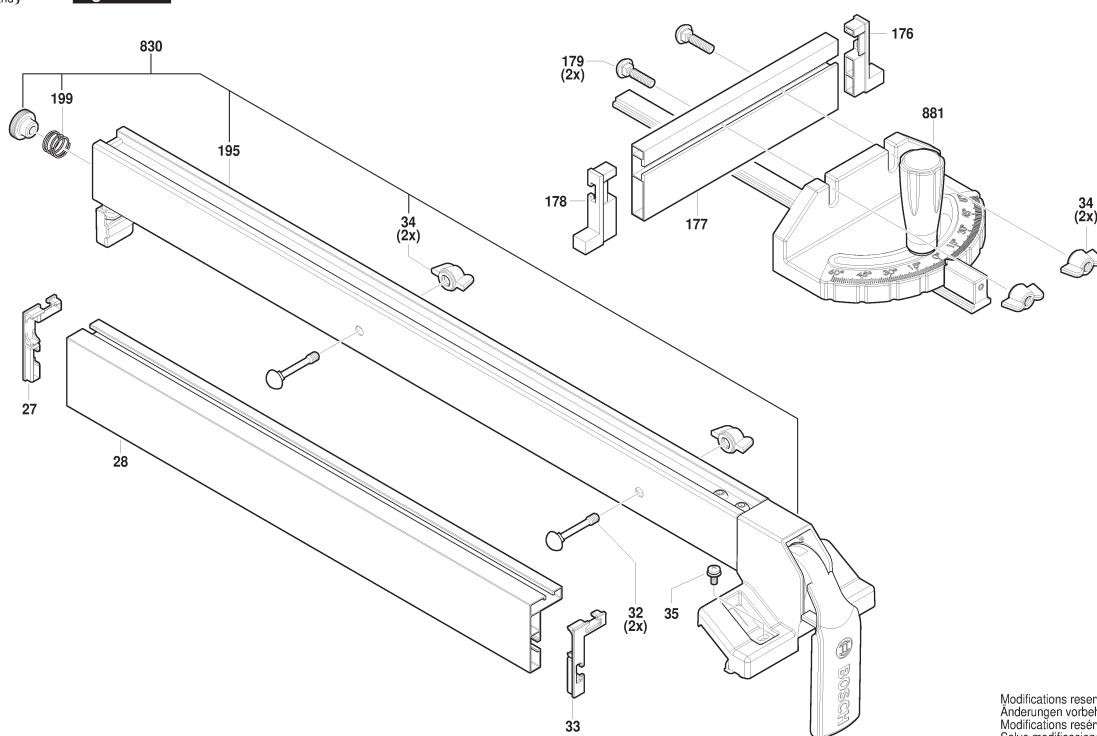
4 / 7

[illegible]

Please observe: Repairing, modifying and testing of electro-tools are to be performed professionally. The safety regulations according to IEC, EN, VDE, AFNOR and other regulations of the individual countries are to be observed. Subject to change.

This price list supersedes all previous edition. Prices are subjected to change without any prior notice.

3 601 M45 000
Issue } 24-07-30
Stand }

Fig./Abb. 7

Modifications reserved
Änderungen vorbehalten
Modifications réservées
Salvo modificaciones

7 / 7

Model: 3 601 M45 0F0 = 230

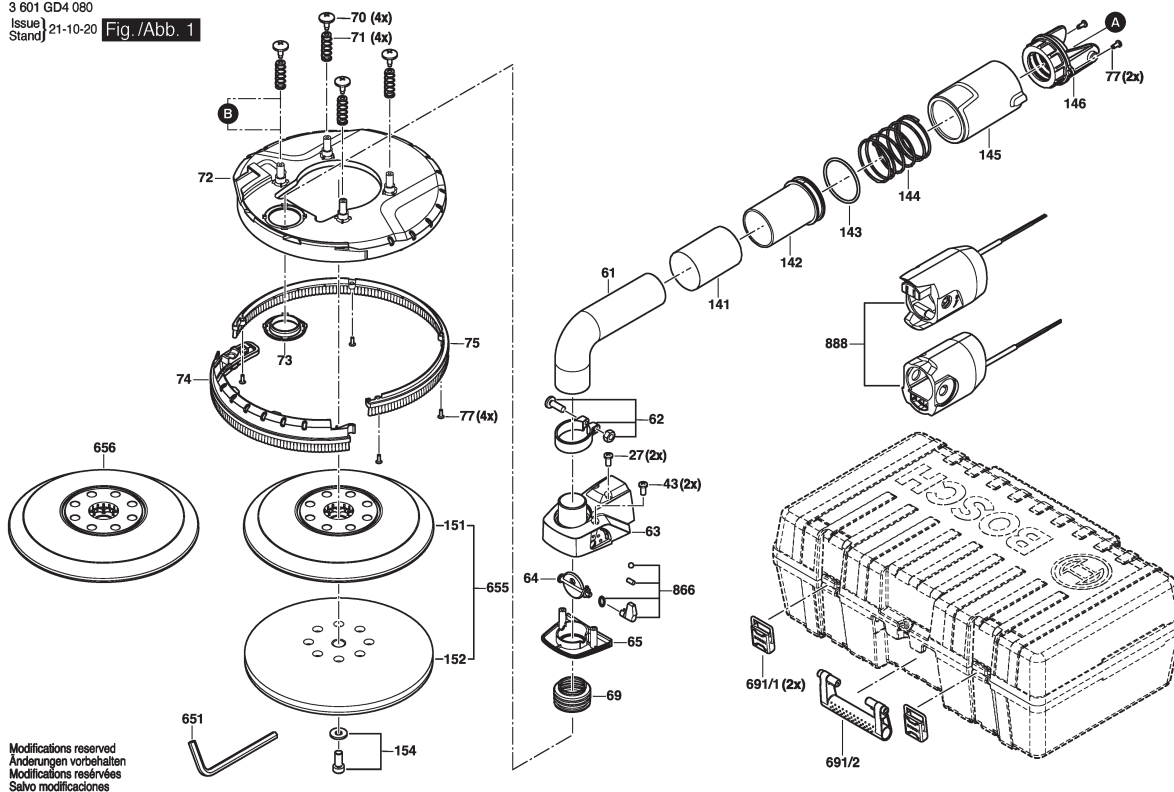
[illegible]

Please observe: Repairing, modifying and testing of electro-tools are to be performed professionally. The safety regulations according to IEC, EN, VDE, AFNOR and other regulations of the individual countries are to be observed. Subject to change.

This price list supersedes all previous edition. Prices are subjected to change without any prior notice.

3 601 GD4 080
Issue 21-10-20
Stand

Fig./Abb. 1



1 / 4

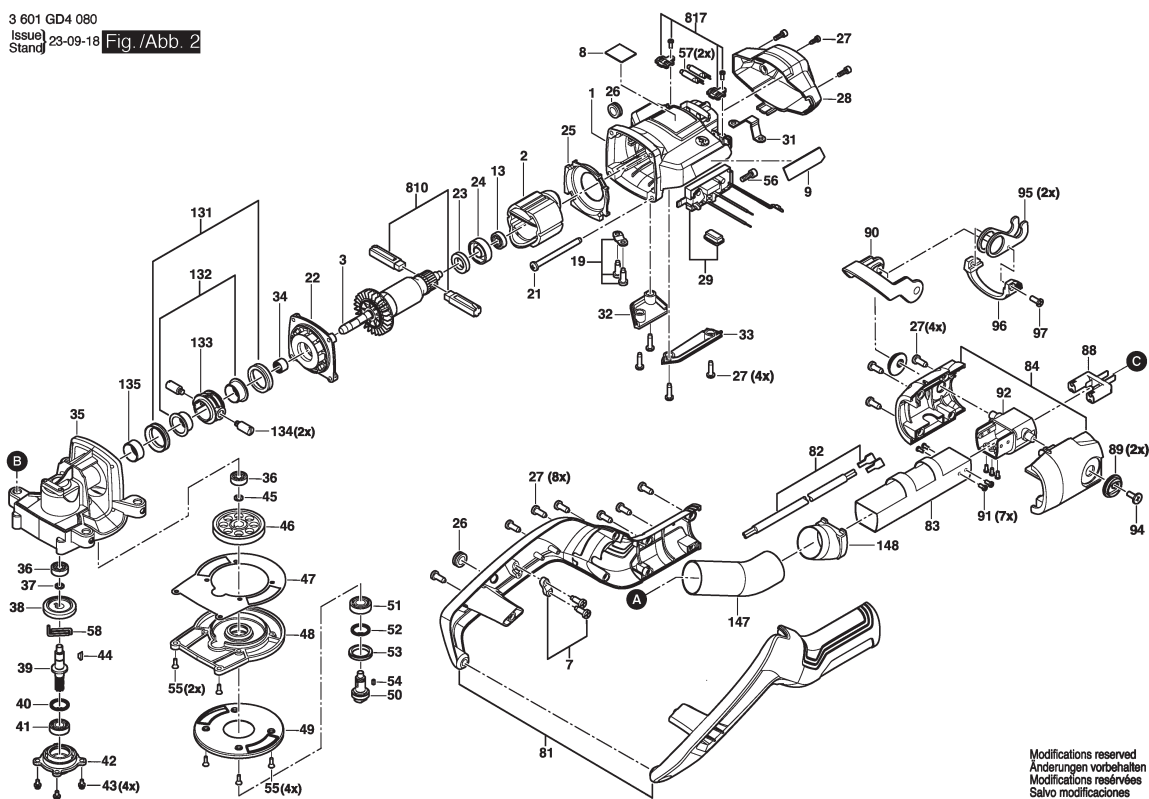
Model: 3 601 GD4 0F0 = 230

Item	Pc	Order no.	Description	LP in INR	Item	Pc	Order no.	Description	LP in INR
1	1	1 619 PB5 941	Motor Housing .	302,00	35	1	1 619 PB5 966	Gear Housing .	738,00
2	1	1 619 PB5 942	Field 220-240V .	1.142,00	36	2	1 619 PB5 967	groove ball bearing 606-2Z	195,00
3	1	1 619 PB5 943	Armature 220-240V .	1.945,00	37	1	1 619 PB5 968	Retaining ring .	30,00
4	1	1 619 PB5 944	Switch .	302,00	38	1	1 619 PB5 969	Crown Gear .	470,00
5	1	1 619 PB6 068	Power supply cord		39	1	1 619 PB5 970	Transmission Shaft .	328,00
6	1	1 619 PB5 946	Grommet .	30,00	40	1	1 619 PB5 971	Retaining ring .	30,00
7	2	1 619 PB6 021	Fastening Clamp .	30,00	41	1	1 619 PB5 972	groove ball bearing 699 .	504,00
8	1	1 619 PB6 058	Nameplate IND 230V .		42	1	1 619 PB5 973	Bearing Flange .	168,00
9	1	1 619 PB5 948	Manufacturer's nameplate		43	6	1 619 PB5 974	Cross Recessed-Head	30,00
13	1	1 619 PB5 950	groove ball bearing	451,00	44	1	1 619 PB5 975	Woodruff Key .	30,00
19	1	1 619 PB5 952	Fastening Clamp .	30,00	45	1	1 619 PB5 976	Retaining ring Ø10 .	30,00
21	2	1 619 PB6 082	Tapping Screw ST4X45 .	30,00	46	1	1 619 PB5 977	Cylindrical Gear .	671,00
22	1	1 619 PB5 953	Bearing Flange .	805,00	47	1	1 619 PB5 978	Sealing Disc .	30,00
23	1	1 619 PB5 954	Magnet .	532,00	48	1	1 619 PB5 979	Bearing Flange .	262,00
24	1	1 619 PB5 955	Mounting Sleeve .	30,00	49	1	1 619 PB5 980	Sealing Plate .	67,00
25	1	1 619 PB5 956	Air-Deflector Ring .	30,00	50	1	1 619 PB5 981	Output Shaft .	256,00
26	2	1 619 PB5 957	Grommet .	30,00	51	1	1 619 PB5 982	groove ball bearing NSK	603,00
27	42	1 619 PB5 958	Tapping Screw ST4X16 .	30,00	52	1	1 619 PB5 983	Retaining ring .	30,00
28	1	1 619 PB5 959	Housing Cover .	135,00	53	1	1 619 PB5 984	Dust seal .	67,00
29	1	1 619 PB5 960	Electronic Assembly	1.677,00	54	1	1 619 PB5 985	Flat Key .	30,00
31	1	1 619 PB5 962	Workpiece support .	30,00	55	10	1 619 PB6 017	Countersunk-Head Screw .	30,00
32	1	1 619 PB5 963	Housing Cover .	54,00	56	4	1 619 PB6 018	Cross Recessed-Head	30,00
33	1	1 619 PB5 964	Housing Cover .	60,00	57	2	1 619 PB6 084	Inductor .	94,00
34	1	1 619 PB5 965	Needle bearing HK1012 .	332,00	58	1	1 607 000 E8V	Spring .	30,00

Please observe: Repairing, modifying and testing of electro-tools are to be performed professionally. The safety regulations according to IEC, EN, VDE, AFNOR and other regulations of the individual countries are to be observed. Subject to change.

This price list supersedes all previous edition. Prices are subjected to change without any prior notice.

3 601 GD4 080
Issue: 23-09-18
Stand: Fig./Abb. 2



2 / 4

Model: 3 601 GD4 0F0 = 230 / IN

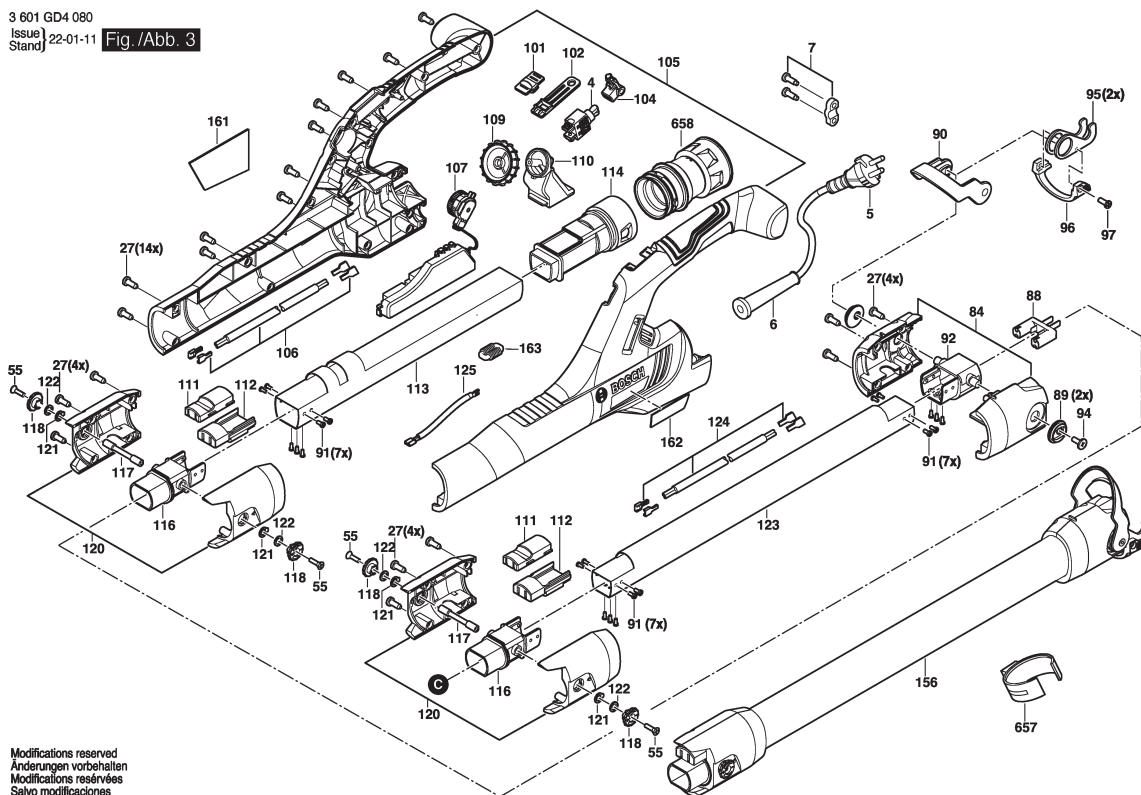
Item	Pc	Order no.	Description	LP in INR	Item	Pc	Order no.	Description	LP in INR
61	1	1 619 PB5 986	Corrugated Pipe .	671,00	96	2	1 619 PB6 015	Connecting piece .	175,00
62	1	1 619 PB5 987	locking ring .	60,00	97	4	1 619 PB6 016	Countersunk-Head Screw .	30,00
63	1	1 619 PB5 988	Control Housing .	131,00	101	1	1 619 PB6 019	Switch Button .	30,00
64	1	1 619 PB5 989	Valve Insert .	67,00	102	1	1 619 PB6 020	Adjusting Slide .	30,00
65	1	1 619 PB5 990	Housing Cover .	30,00	104	1	1 619 PB6 022	Cantilever .	30,00
69	1	1 619 PB5 994	Corrugated Pipe .	67,00	105	1	1 619 PB6 023	Handle .	603,00
70	4	1 619 PB5 995	Cross Recessed-Head	30,00	106	1	1 619 PB6 024	Connection Cable	135,00
71	4	1 619 PB5 996	Spring .	30,00	107	1	1 619 PB6 025	Speed governor 220-240V .	2.851,00
72	1	1 619 PB5 997	Covering hood .	603,00	109	1	1 619 PB6 027	Flow Governor .	42,00
73	1	1 619 PB5 998	Pressure Plate .	30,00	110	1	1 619 PB6 028	Intermediate housing .	60,00
74	1	1 619 PB5 999	Strip brush .	536,00	111	2	1 619 PB6 029	Socket housing .	30,00
75	1	1 619 PB6 000	Strip brush .	805,00	112	2	1 619 PB6 030	plastic covering .	30,00
77	6	1 619 PB6 087	Tapping Screw ST4X14 .	30,00	113	1	1 619 PB6 031	Aluminum Tubing .	738,00
81	1	1 619 PB6 001	Support Frame .	1.343,00	114	1	1 619 PB6 032	Hose Coupling .	135,00
82	1	1 619 PB6 002	Connection Cable	149,00	116	2	1 619 PB6 034	Mounting Bracket .	282,00
83	1	1 619 PB6 003	Aluminum Tubing .	470,00	117	2	1 619 PB6 035	Cam Shaft .	403,00
84	2	1 619 PB6 004	plastic covering .	234,00	118	4	1 619 PB6 036	Cam .	262,00
88	2	1 619 PB6 008	plug-in connector .	168,00	120	2	1 619 PB6 037	plastic covering .	234,00
89	4	1 619 PB6 009	Cam .	175,00	121	4	1 619 PB6 038	Shim ring .	30,00
90	2	1 619 PB6 010	hand lever .	127,00	122	4	1 619 PB6 039	Felt Pad .	30,00
91	28	1 619 PB6 011	Cross Recessed-Head	30,00	123	1	1 619 PB6 006	Aluminum Tubing .	1.610,00
92	2	1 619 PB6 012	Mounting Bracket .	189,00	124	1	1 619 PB6 007	Connection Cable	168,00
94	4	1 619 PB6 083	Screw .	30,00	125	1	1 607 000 EH5	Connection Cable PVC,	
95	4	1 619 PB6 014	Hook .	53,00	131	2	1 619 PB6 040	Rubber Buffer .	30,00

Please observe: Repairing, modifying and testing of electro-tools are to be performed professionally. The safety regulations according to IEC, EN, VDE, AFNOR and other regulations of the individual countries are to be observed. Subject to change.

This price list supersedes all previous edition. Prices are subjected to change without any prior notice.

3 601 GD4 080
Issue 22-01-11
Stand

Fig./Abb. 3



Modifications reserved
Änderungen vorbehalten
Modifications réservées
Salvo modificaciones

3 / 4

Model: 3 601 GD4 0F0 = 230

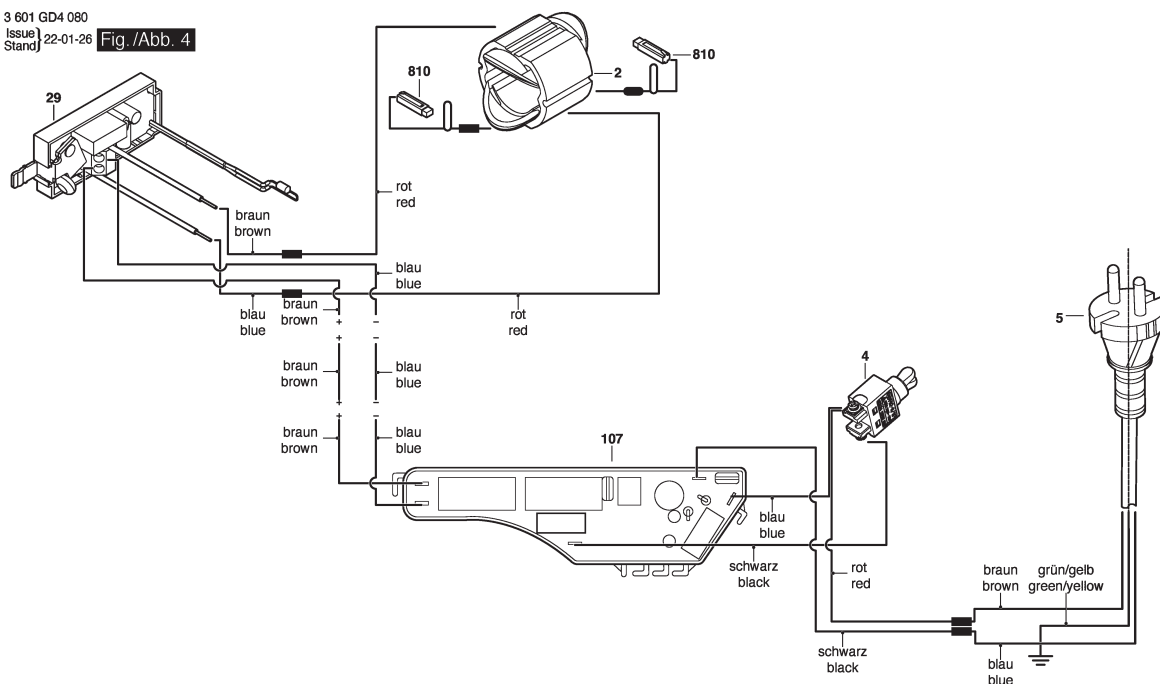
Item	Pc	Order no.	Description	LP in INR	Item	Pc	Order no.	Description	LP in INR
132	2	1 619 PB6 041	bushing .	30,00	691/2	1	1 619 PB6 090	Handle .	153,00
133	1	1 619 PB6 042	knob sleeve .	234,00	810	1	1 607 000 E7H	Carbon-Brush Set FUJI	493,00
134	2	1 619 PB6 043	Straight Pin .	67,00	817	1	1 619 PB6 081	Pressure Plate .	30,00
135	1	1 619 PB6 086	Spring .		866	1	1 619 PB6 085	operation button .	60,00
141	1	1 619 PB6 044	Protective Suit .	335,00	888	1	1 607 000 E8U	Connector GTR550 .	940,00
142	1	1 619 PB6 045	Threaded Bushing .	149,00					
143	1	1 619 PB6 046	Seal Ring .	30,00					
144	1	1 619 PB6 047	Spring .	67,00					
145	1	1 619 PB6 048	Glide Bushing .	82,00					
146	1	1 619 PB6 049	Hose Coupling .	94,00					
147	1	1 619 PB6 050	Corrugated Pipe .	671,00					
148	1	1 619 PB6 051	Hose Coupling .	82,00					
151	1	1 619 PB6 052	Backing Pad .	1.389,00					
152	1	1 619 PB6 053	Intermediate Layer .	963,00					
154	1	1 619 PB6 055	Socket head cap screw	30,00					
156	1	1 607 000 E57	Handle Bar .	3.354,00					
161	1	1 619 PB6 063	Nameplate IND 230V .						
162	1	1 619 PB6 066	Manufacturer's nameplate						
651	1	1 619 PB6 075	Hexagon Socket Screw	54,00					
655	1	1 607 000 E5X	Rubber Backing Pad .	2.047,00					
656	1	1 619 PB6 056	Backing Pad .	1.097,00					
657	3	1 619 PB6 088	Clip .	60,00					
658	1	1 607 000 F2K	Vacuum Adapter .						
691/1	2	1 619 PB6 089	Latch .	128,00					

Please observe: Repairing, modifying and testing of electro-tools are to be performed professionally. The safety regulations according to IEC, EN, VDE, AFNOR and other regulations of the individual countries are to be observed. Subject to change.

This price list supersedes all previous edition. Prices are subjected to change without any prior notice.

3 601 GD4 080
Issue } 22-01-26
Stand }

Fig./Abb. 4



Modifications reserved
Änderungen vorbehalten
Modifications réservées
Salvo modificaciones

4 / 4

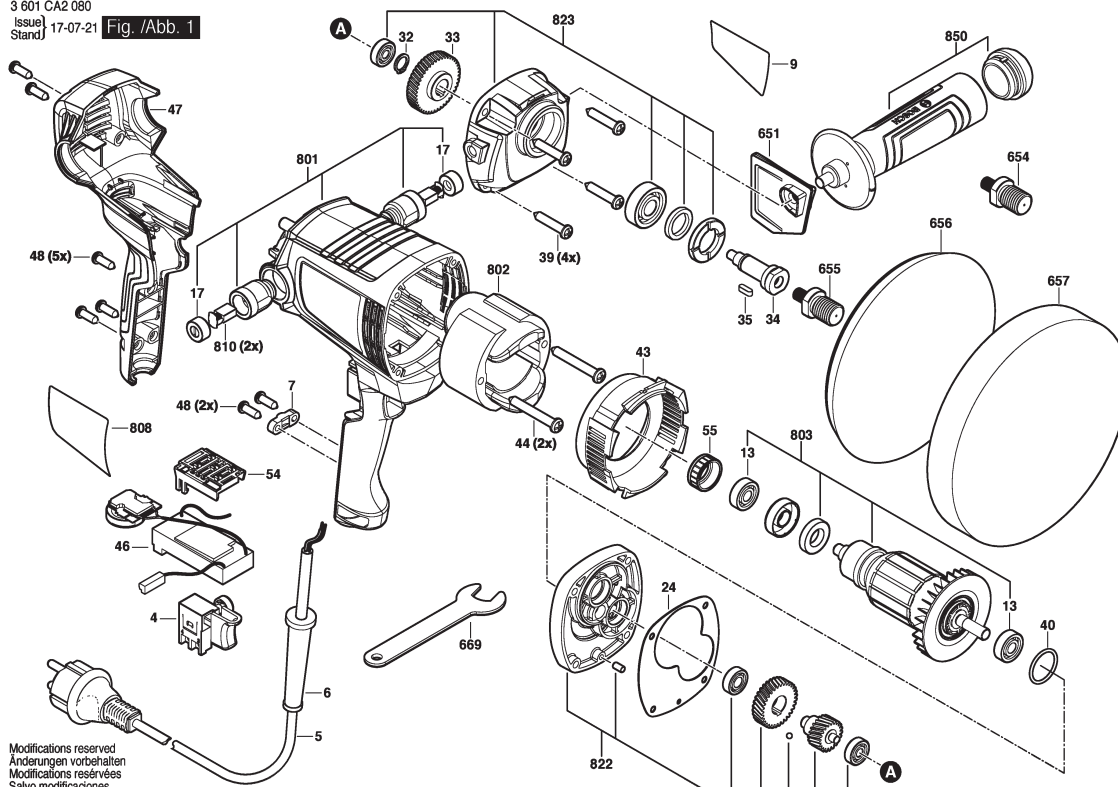
[illegible]

Please observe: Repairing, modifying and testing of electro-tools are to be performed professionally. The safety regulations according to IEC, EN, VDE, AFNOR and other regulations of the individual countries are to be observed. Subject to change.

This price list supersedes all previous edition. Prices are subjected to change without any prior notice.

3 601 CA2 080
Issue/Stand
17-07-21

Fig./Abb. 1



1 / 1

Model: 3 601 CA2 0F0 = 230

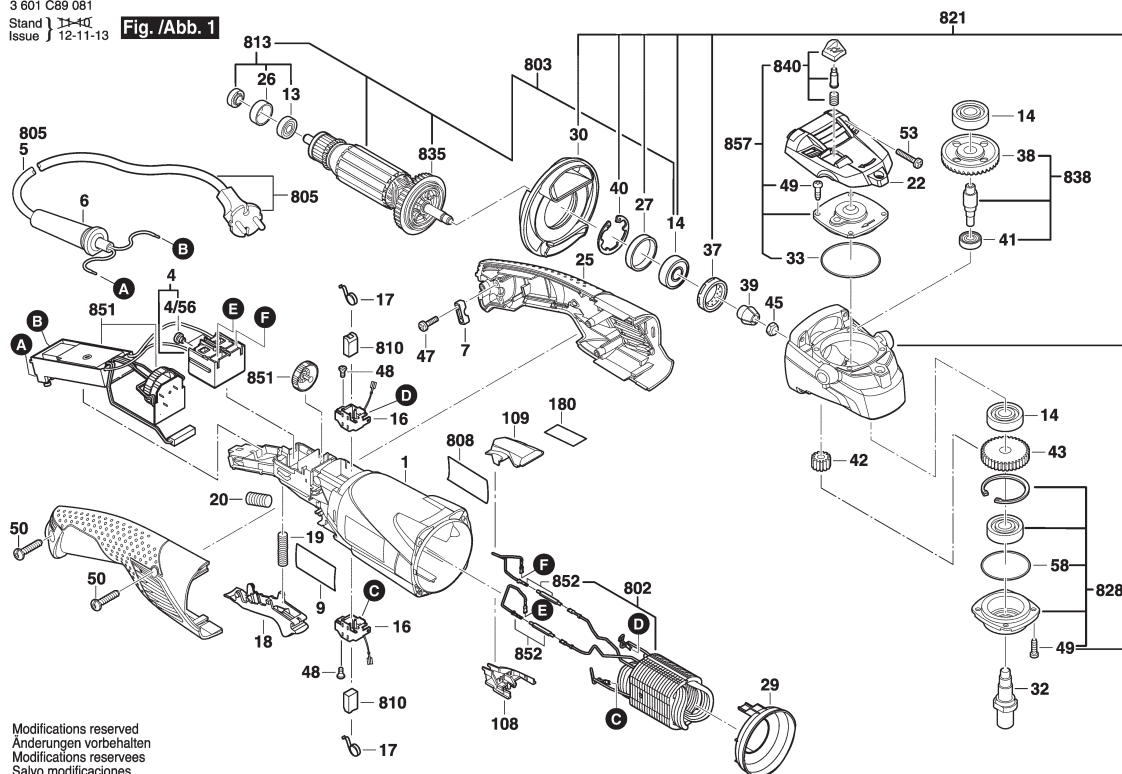
Item	Pc	Order no.	Description	LP in INR	Item	Pc	Order no.	Description	LP in INR
4	1	1 619 PB1 744	Switch .	390,00	656	1	1 619 PB1 954	Supporting Disc .	349,00
5	1	1 604 460 78T	Power supply cord .		657	1	1 619 PB1 966	Polishing Sponge .	216,00
6	1	1 619 PB1 746	Grommet .	42,00	669	2	1 619 PB1 967	Assembly Wrench .	67,00
7	1	1 619 PB1 747	Fastening Clamp .	42,00	801	1	1 619 PB1 968	Housing Assembly .	577,00
9	1	1 619 PB1 749	Manufacturer's nameplate		802	1	1 619 PB1 969	Field .	924,00
13	2	1 619 PB1 751	Ball Bearing .	93,00	803	1	1 619 PB1 970	Armature .	1.444,00
17	2	1 619 PB1 753	Brush-Cover .	40,00	808	1	1 619 PB2 284	Nameplate .	
24	1	1 619 PB1 756	Seal .	42,00	810	1	1 619 PB1 971	Carbon-Brush Set .	149,00
32	1	1 619 PB1 763	Retaining ring .	42,00	822	1	1 619 PB1 972	Bearing cover .	862,00
33	1	1 619 PB1 764	Gear .	248,00	823	1	1 619 PB1 973	Gear Housing .	1.009,00
34	1	1 619 PB1 765	Grinding Spindle .	170,00	850	1	1 619 PB1 974	Auxiliary Handle .	288,00
35	1	1 619 PB1 766	Key .	42,00					
39	4	1 619 PB1 770	Tapping Screw .	42,00					
40	1	1 619 PB1 771	O-Ring .	42,00					
43	1	1 619 PB1 774	Air-Deflector Ring .	67,00					
44	2	1 619 PB1 775	Tapping Screw .	42,00					
46	1	1 607 233 5EL	Speed governor .	1.712,00					
47	1	1 619 PB1 778	Housing Cover .	433,00					
48	7	1 619 PB1 779	Tapping Screw .	42,00					
54	1	1 619 PB1 952	Mounting Bracket .	42,00					
55	1	1 619 PB1 953	Intermediate Ring .	43,00					
651	1	1 619 PB1 947	Guard Plate .	42,00					
654	1	1 619 PB1 950	Adapter Insert .	186,00					
655	1	1 619 PB1 951	Adapter Insert .	186,00					

Please observe: Repairing, modifying and testing of electro-tools are to be performed professionally. The safety regulations according to IEC, EN, VDE, AFNOR and other regulations of the individual countries are to be observed. Subject to change.

This price list supersedes all previous edition. Prices are subjected to change without any prior notice.

3 601 C89 081
Stand 11-40
Issue 12-11-13

Fig. /Abb. 1



1 / 2

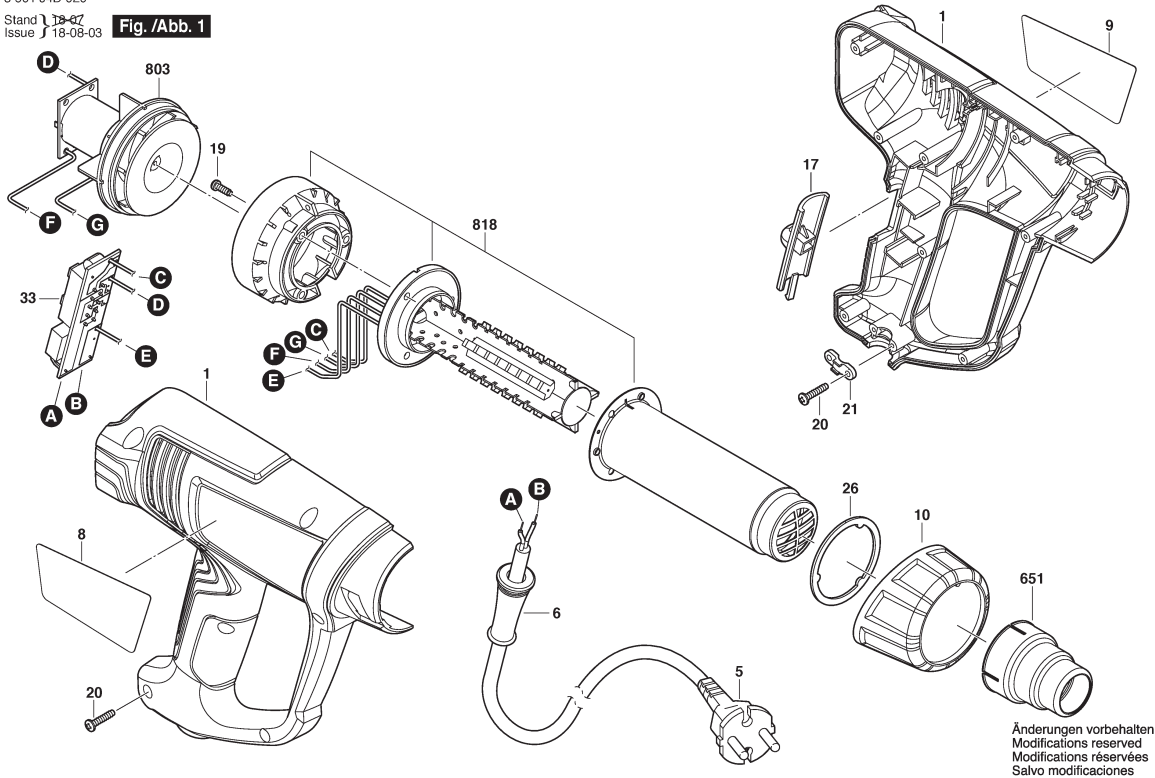
Model: 3 601 C89 0K0 = 230

Item	Pc	Order no.	Description	LP in INR	Item	Pc	Order no.	Description	LP in INR
1	1	1 605 108 255	Motor Housing BLUE	487,00	40	1	1 600 119 011	Retaining clip .	52,00
4	1	1 607 200 257	Switch Assembly .	429,00	41	1	1 619 P08 829	groove ball bearing .	217,00
4/56	2	1 603 415 004	Lens Head Screw .	31,00	42	1	1 619 P07 912	Cylindrical Gear .	213,00
6	1	1 619 P14 643	Grommet Ø 8,6MM .	173,00	43	1	1 619 P07 911	Cylindrical Gear .	246,00
7	1	2 601 035 001	Cable Clip .	46,00	45	1	1 603 300 016	Hex Nut M7, SW10 .	53,00
9	1	1 619 P07 981	Manufacturer's nameplate		47	2	1 619 P00 029	Screw .	31,00
13	1	2 600 905 032	Ball Bearing 7X19X6 .	169,00	48	2	2 912 401 005	Tapping Screw	32,00
14	3	1 600 905 032	groove ball bearing 8X22X7	85,00	49	9	1 619 P08 825	Thread-forming tap. Screw	31,00
16	2	1 601 323 023	Brush Holder WITH	106,00	50	3	1 619 P00 105	Torx Oval-Head Screw	31,00
17	2	1 604 652 013	Spiral Spring .	46,00	53	4	1 619 P01 066	Torx Oval-Head Screw	31,00
18	1	1 602 319 024	Adjusting Slide .	74,00	58	1	1 619 P07 915	O-Ring 39,0X1,1 MM .	31,00
19	1	1 604 611 041	Compression Spring .	53,00	108	1	1 605 500 258	Cover BLACK	33,00
20	1	3 604 611 039	Compression Spring .	46,00	109	1	1 605 500 263	Cover BLACK	34,00
22	1	1 619 P07 907	plastic covering .	73,00	802	1	1 604 220 417	Field 220-240V .	1.089,00
25	1	1 600 A01 N0J	Handle .	520,00	803	1	1 619 P09 115	Armature With Fan	2.053,00
26	1	1 600 206 036	Rubber Ring .	48,00	805	1	1 607 000 391	Power supply cord .	2.934,00
27	1	1 600 206 025	Rubber Ring .	29,00	808	1	1 619 P07 931	Nameplate .	
29	1	1 600 591 025	Air-Deflector Ring .	75,00	810	1	1 607 014 176	Carbon-Brush Set .	244,00
30	1	1 600 591 014	Air-Deflector Ring .	76,00	813	1	1 607 000 378	Parts Set .	283,00
32	1	1 619 P07 906	Grinding Spindle .	269,00	821	1	1 619 P09 078	Gear Housing .	1.143,00
33	1	1 600 210 035	O-Ring 46,0X1,1 MM .	53,00	828	1	1 619 P09 081	Bearing Flange .	618,00
37	1	1 600 290 016	Rotary shaft lip seal .	64,00	835	1	1 606 610 132	Fan .	152,00
38	1	1 619 P07 918	Crown Gear .	304,00	838	1	1 619 P09 080	Crown Gear .	940,00
39	1	1 619 P07 919	Bevel Gear .	277,00	840	1	1 619 P09 082	push button set .	62,00

Please observe: Repairing, modifying and testing of electro-tools are to be performed professionally. The safety regulations according to IEC, EN, VDE, AFNOR and other regulations of the individual countries are to be observed. Subject to change.

This price list supersedes all previous edition. Prices are subjected to change without any prior notice.

3 601 J4D 020
Stand } ~~18-07~~
Issue } 18-08-03

Fig. /Abb. 1


Änderungen vorbehalten
Modifications reserved
Modifications réservées
Salvo modificaciones

1 / 1

[illegible]

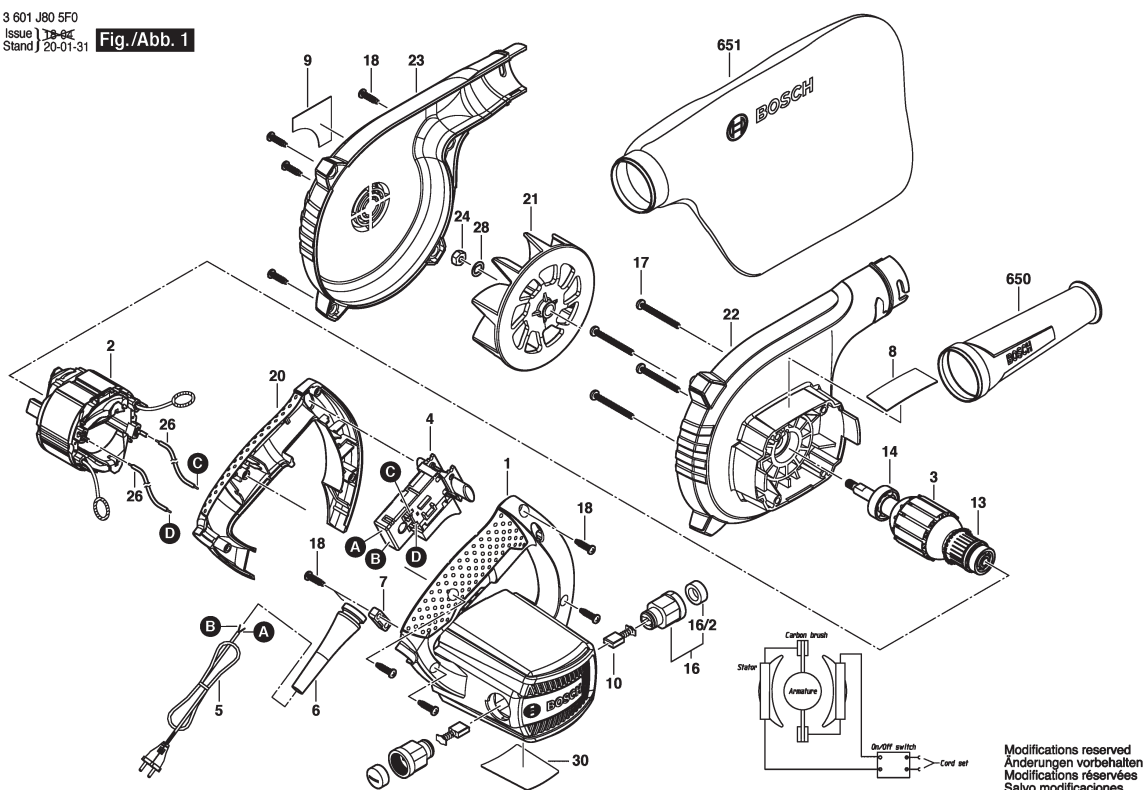
Please observe: Repairing, modifying and testing of electro-tools are to be performed professionally. The safety regulations according to IEC, EN, VDE, AFNOR and other regulations of the individual countries are to be observed. Subject to change.

This price list supersedes all previous edition. Prices are subjected to change without any prior notice.

 BOSCH Power Tools	Blower	Model GBL 620 3 601 J80 5F0 BO
---	---------------	---

3 601 J80 5F0
Issue 1 20-01-31

Fig./Abb. 1




1 / 1

Model: 3 601 J80 5F0 = 230									
Item	Pc	Order no.	Description	LP in INR	Item	Pc	Order no.	Description	LP in INR
1	1	1 605 108 29C	Motor Housing .	233,00	30	1	1 601 118 N89	Warning Plate .	
2	1	1 604 220 56J	Field .	738,00	650	1	1 605 190 265	Nozzle .	414,00
3	1	1 604 010 B92	Armature .	648,00	651	1	1 605 411 034	Dust Bag .	603,00
4	1	2 607 200 637	On-Off Switch .	261,00					
5	1	1 604 460 264	Power supply cord EU	733,00					
5	1	F 002 G30 101	Power supply cord IND .	176,00					
6	1	2 600 703 017	Grommet Ø6,4-Ø7,2X76	74,00					
7	1	2 601 035 001	Cable Clip .	46,00					
8	1	1 601 11A 5BY	Nameplate .						
9	1	1 601 11C 2A4	Label GBL 620 .						
10	1	1 604 321 129	Carbon Brush .	121,00					
13	1	1 900 905 018	Ball Bearing 7X22X7 .	60,00					
14	1	1 900 905 025	Ball Bearing 9X26X8 .	92,00					
16	2	1 600 A00 187	Brush Holder .	144,00					
16/2	2	F 002 G31 065	Insulating Cap .	31,00					
17	4	2 914 201 712	Screw 4X40MM .	32,00					
18	10	F 002 G31 025	Screw .	32,00					
20	1	1 605 132 15A	Handle .	94,00					
21	1	1 606 610 16T	Fan .	116,00					
22	1	1 600 A00 15N	Fan Housing .	220,00					
23	1	1 600 A00 15P	Fan Cover .	161,00					
24	1	1 613 300 006	Hex Nut M6 .	32,00					
26	2	1 600 A00 FT2	Connecting Cable .	57,00					
28	1	1 600 100 036	Cover Disc .	76,00					

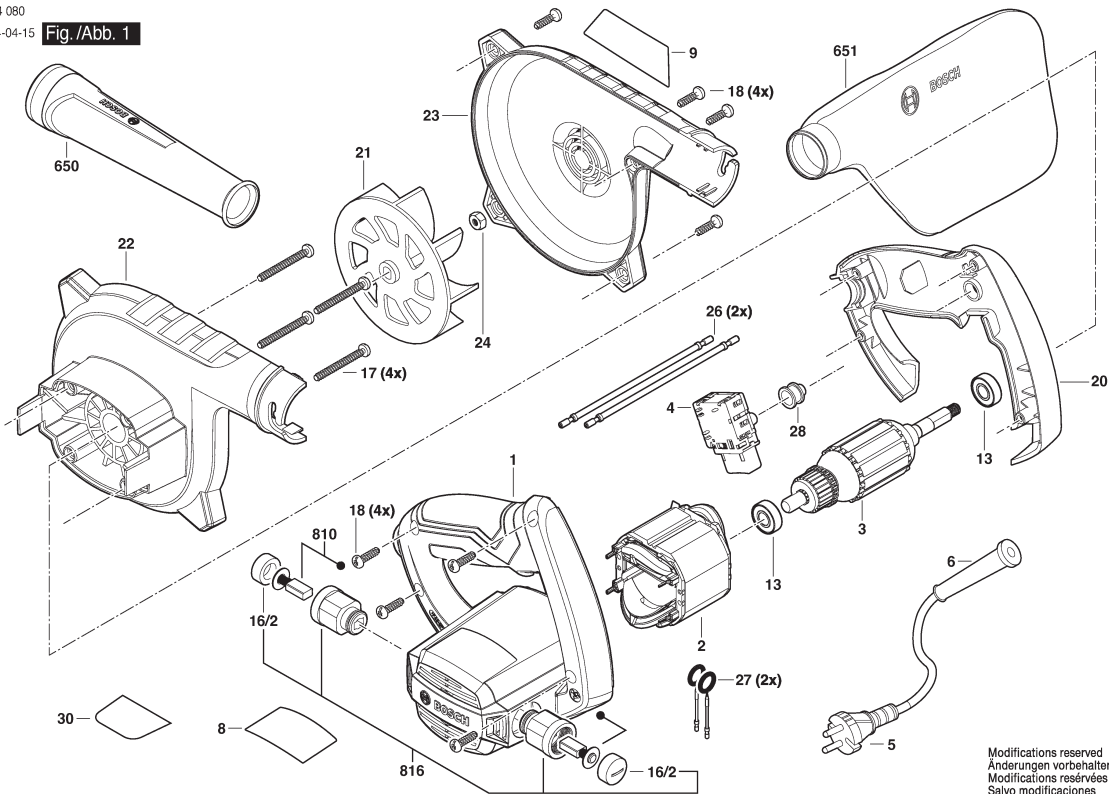
Please observe: Repairing, modifying and testing of electro-tools are to be performed professionally. The safety regulations according to IEC, EN, VDE, AFNOR and other regulations of the individual countries are to be observed. Subject to change.

This price list supersedes all previous edition. Prices are subjected to change without any prior notice.

 BOSCH Power Tools	Blower	Model GBL 650 3 601 JM4 0F0 BO
---	---------------	---

3 601 JM4 080
Issue
Stand 24-04-15

Fig./Abb. 1




Modifications reserved
Änderungen vorbehalten
Modifications réservées
Salvo modificaciones

1 / 1

Model: 3 601 JM4 0F0 = 230									
Item	Pc	Order no.	Description	LP in INR	Item	Pc	Order no.	Description	LP in INR
1	1	1 605 108 2VM	Motor Housing .	183,00	816	1	1 607 000 F69	Brush Holder .	88,00
2	1	1 604 220 5BM	Field .	463,00					
3	1	1 604 010 BU3	Armature .	512,00					
4	1	1 607 200 39N	Switch .	183,00					
5	1	1 604 460 75F	Power supply cord IND .	302,00					
6	1	2 600 703 017	Grommet Ø6,4-Ø7,2X76	74,00					
8	1	1 601 11A A7F	Nameplate .						
9	1	1 601 11C 5GG	Label GBL 650 .						
13	2	1 619 P06 024	Ball Bearing .	41,00					
16/2	2	F 002 G31 065	Insulating Cap .	31,00					
17	4	2 914 201 712	Screw 4X40MM .	32,00					
18	8	F 002 G31 025	Screw .	32,00					
20	1	1 605 132 1AJ	Handle .	73,00					
21	1	1 606 610 19V	Fan .	77,00					
22	1	1 600 A02 U6T	Fan Housing .	177,00					
23	1	1 600 A02 U6U	Fan Cover .	128,00					
24	1	1 613 300 006	Hex Nut M6 .	32,00					
26	2	1 600 A02 U96	Connecting Cable .	26,00					
27	2	1 600 A02 U97	Spring Stretching Hook .	26,00					
28	1	1 619 P06 293	Protecting Cover .	36,00					
30	1	1 601 11A B89	Nameplate .						
650	1	1 605 190 265	Nozzle .	414,00					
651	1	1 605 411 034	Dust Bag .	603,00					
810	1	1 607 000 F68	Carbon-Brush Set .	103,00					

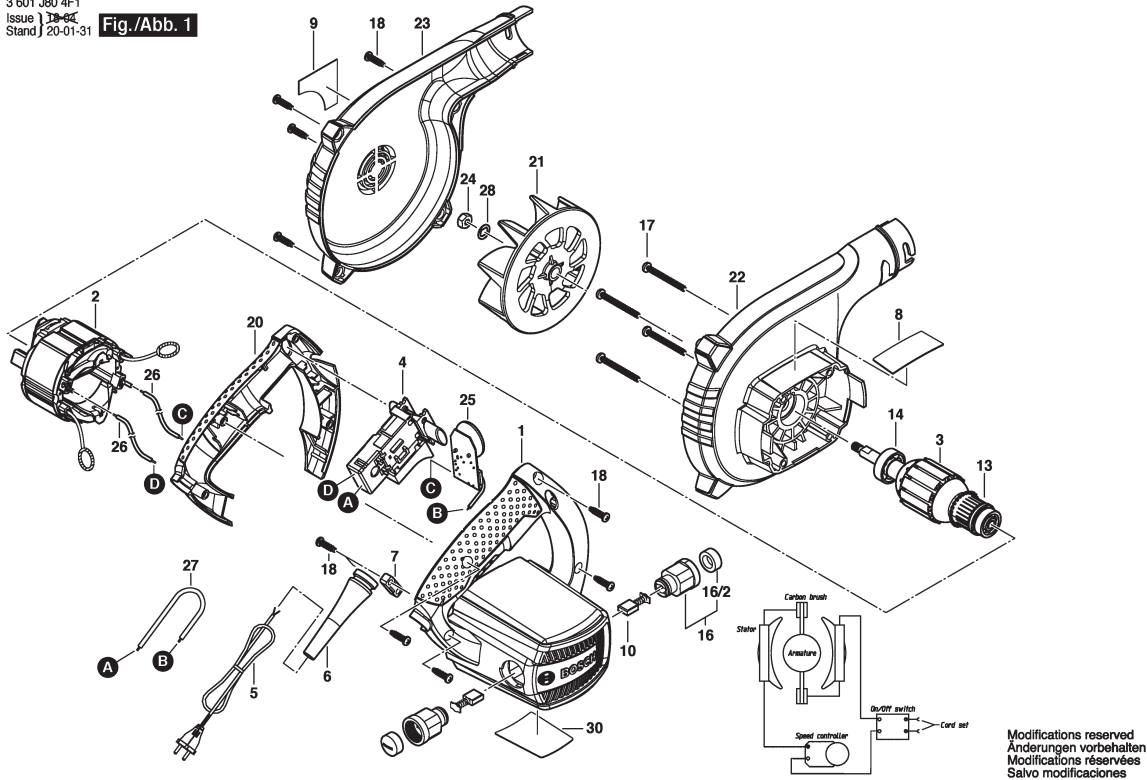
Please observe: Repairing, modifying and testing of electro-tools are to be performed professionally. The safety regulations according to IEC, EN, VDE, AFNOR and other regulations of the individual countries are to be observed. Subject to change.

This price list supersedes all previous edition. Prices are subjected to change without any prior notice.

 BOSCH Power Tools	Blower	Model GBL 82-270 3 601 J80 4K5 BO
---	---------------	--

3 601 J80 4F1
Issue 1 79-04
Stand J 20-01-31

Fig./Abb. 1



Modifications reserved
Änderungen vorbehalten
Modifications réservées
Salvo modificaciones

1 / 2

Model: 3 601 J80 4K5 = 230									
----------------------------	--	--	--	--	--	--	--	--	--

Item	Pc	Order no.	Description	LP in INR	Item	Pc	Order no.	Description	LP in INR
1	1	1 605 108 29B	Motor Housing .	314,00	28	1	1 600 100 036	Cover Disc .	76,00
2	1	1 604 220 439	Field 220-240V .	827,00	30	1	1 601 118 N89	Warning Plate .	
3	1	1 604 010 B1E	Armature 230V .	765,00	650	1	1 605 190 265	Nozzle .	414,00
4	1	2 607 200 637	On-Off Switch .	261,00	651	1	1 605 411 034	Dust Bag .	603,00
5	1	1 604 460 264	Power supply cord EU	733,00	653	1	1 619 PA9 088	Extension Tube .	265,00
6	1	2 600 703 017	Grommet Ø6,4-Ø7,2X76	74,00	654	1	1 619 PA9 089	Nozzle .	294,00
7	1	2 601 035 001	Cable Clip .	46,00	655	1	1 619 PA9 228	Flexible Connection .	409,00
8	1	1 601 11A 5YD	Nameplate .		656	1	1 619 PA9 087	Nozzle .	294,00
9	1	1 601 11C 2L1	Label GBL 82-270 .		657	1	1 600 A01 595	Adapter .	144,00
10	1	1 604 321 129	Carbon Brush .	121,00					
13	1	1 900 905 018	Ball Bearing 7X22X7 .	60,00					
14	1	1 900 905 025	Ball Bearing 9X26X8 .	92,00					
16	1	1 600 A00 187	Brush Holder .	144,00					
16/2	1	F 002 G31 065	Insulating Cap .	31,00					
17	4	2 914 201 712	Screw 4X40MM .	32,00					
18	10	F 002 G31 025	Screw .	32,00					
20	1	1 605 132 159	Handle .	148,00					
21	1	1 606 610 156	Fan .	148,00					
22	1	1 600 A00 15N	Fan Housing .	220,00					
23	1	1 600 A00 15P	Fan Cover .	161,00					
24	1	1 613 300 006	Hex Nut M6 .	32,00					
25	1	1 607 233 593	Controller .	822,00					
26	1	1 600 A00 FT2	Connecting Cable .	57,00					
27	1	1 604 413 008	Connecting Cable .	48,00					

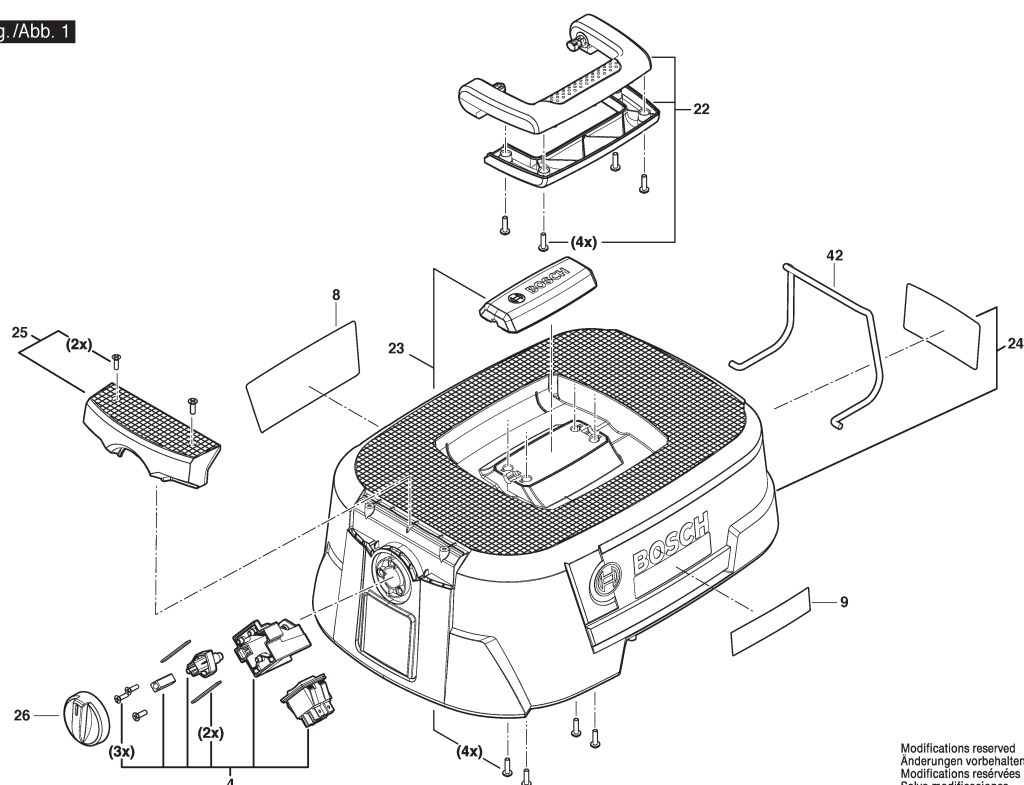
Please observe: Repairing, modifying and testing of electro-tools are to be performed professionally. The safety regulations according to IEC, EN, VDE, AFNOR and other regulations of the individual countries are to be observed. Subject to change.

This price list supersedes all previous edition. Prices are subjected to change without any prior notice.

 BOSCH Power Tools	Industrial vacuum cleaner	Model GAS 12-25 3 601 J7C 0F0 BO
---	----------------------------------	---

3 601 J7C 0K0
[Issue]
[Stand]

Fig./Abb. 1



Modifications reserved
Änderungen vorbehalten
Modificaciones reservadas
Salvo modificaciones

1 / 5

Model: 3 601 J7C 0F0 = 230	
----------------------------	--

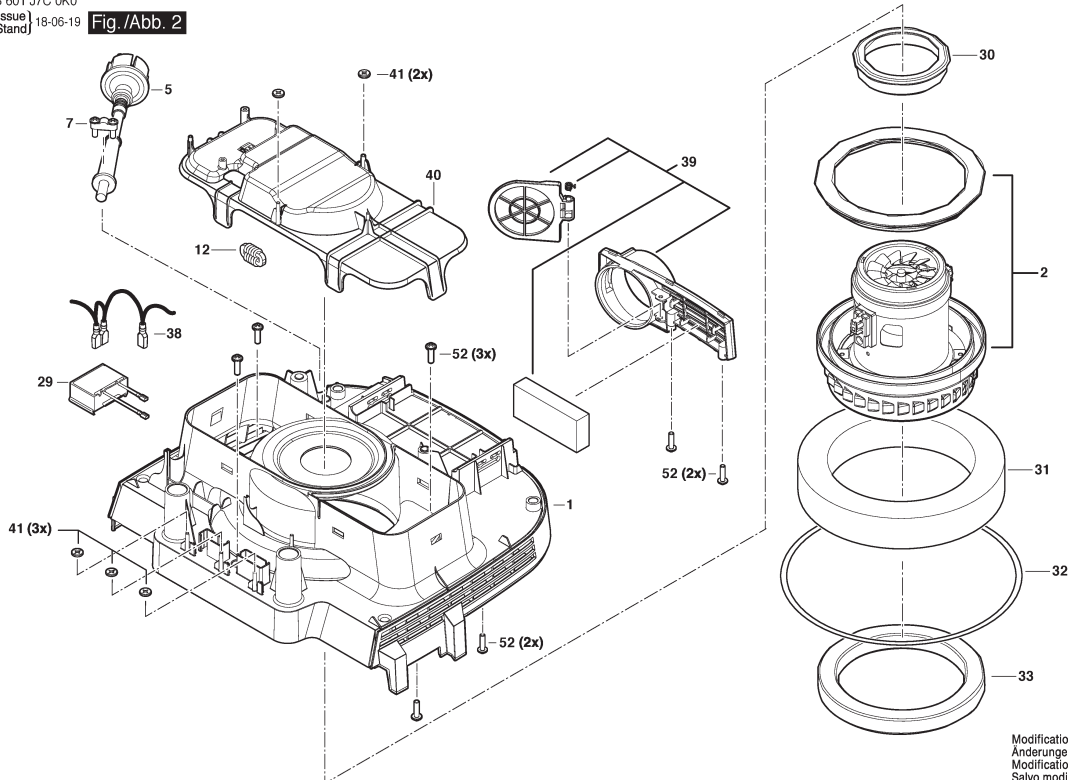
Item	Pc	Order no.	Description	LP in INR	Item	Pc	Order no.	Description	LP in INR
1	1	1 619 PB3 211	Motor Housing .	863,00	35	2	1 619 PB3 270	Caster Wheel .	749,00
2	1	1 619 PB3 212	Motor .	3.465,00	36	2	1 619 PB3 271	Wheel .	1.030,00
4	1	1 619 PA7 289	Switch Kit .	390,00	37	2	1 619 PB3 272	Latch .	307,00
5	1	1 619 PB5 905	Power supply cord .		38	1	1 619 PB3 273	Cable .	187,00
5	1	1 619 PB3 215	Power supply cord .	806,00	39	1	1 619 PA7 306	Valve .	142,00
7	1	1 619 PA7 304	Clamping Piece .	34,00	40	1	1 619 PB3 274	Cover .	161,00
8	1	1 619 PB3 229	Nameplate .		41	1	1 619 PB3 275	Clamping Ring .	39,00
8	1	1 619 PB3 232	Nameplate .		42	1	1 619 PB3 276	Mounting Bracket .	252,00
9	1	1 619 PB3 249	Nameplate GAS 12-25 .		43	1	1 619 PB3 277	Housing .	1.114,00
12	1	1 619 PB3 252	Inductor .	420,00	44	1	1 619 PB3 278	Seal .	144,00
22	1	1 619 PA7 266	Handle .	170,00	44	1	1 619 PA7 316	Filter holder .	229,00
23	1	1 619 PA7 268	Cover .	194,00	45	1	1 619 PB3 279	Seal .	124,00
24	1	1 619 PB3 253	Hood .	1.845,00	46	1	1 619 PB3 280	Seal .	144,00
24	1	1 619 PA7 269	Cover .	33,00	47	1	1 619 PB3 281	Filter Bracket .	563,00
25	1	1 619 PA7 268	Cover .	194,00	48	1	1 619 PB3 282	Filter .	1.207,00
26	1	1 619 PA7 290	Rotary Knob .	53,00	49	1	1 619 PA7 316	Filter holder .	229,00
29	1	1 619 PB3 264	Capacitor .	420,00	50	1	1 619 PB3 283	Filter .	1.246,00
30	1	1 619 PB3 265	Cushion .	440,00	51	1	1 619 PB3 284	Filter .	238,00
31	1	1 619 PB3 266	Sponge .	119,00	52	15	1 619 PB3 285	Tapping Screw .	39,00
32	1	1 619 PB3 267	Seal .	144,00	53	1	1 619 PB3 255	Rope .	252,00
33	1	1 619 PA7 304	Clamping Piece .	34,00	340	1	1 619 PC0 025	Container .	1.790,00
33	1	1 619 PB3 268	Seal .	304,00	430	1	1 619 PC0 022	Housing .	1.082,00
34	1	1 619 PB3 269	Container .	2.231,00	440	1	1 619 PC0 023	Seal .	144,00
35	1	1 619 PA7 306	Valve .	142,00	500	1	1 600 A02 EM2	Filter .	1.495,00

Please observe: Repairing, modifying and testing of electro-tools are to be performed professionally. The safety regulations according to IEC, EN, VDE, AFNOR and other regulations of the individual countries are to be observed. Subject to change.

This price list supersedes all previous edition. Prices are subjected to change without any prior notice.

3 601 J7C 0K0
Issue } 18-06-19
Stand }

Fig./Abb. 2



Modifications reserved
Änderungen vorbehalten
Modifications réservées
Salvo modificaciones

2 / 5

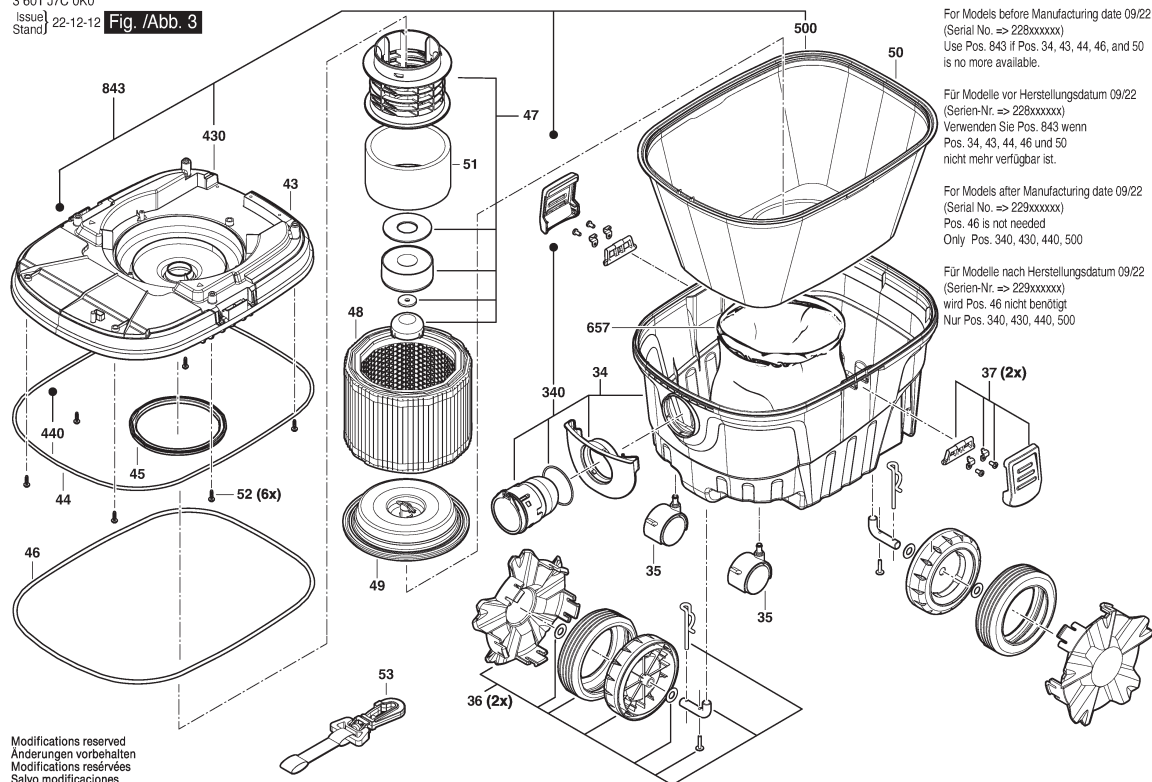
[illegible]

Please observe: Repairing, modifying and testing of electro-tools are to be performed professionally. The safety regulations according to IEC, EN, VDE, AFNOR and other regulations of the individual countries are to be observed. Subject to change.

This price list supersedes all previous edition. Prices are subjected to change without any prior notice.

3 601 J7C 0K0
Issue } 22-12-12
Stand }

Fig. /Abb. 3



For Models before Manufacturing date 09/22
(Serial No. => 228xxxxxx)
Use Pos. 843 if Pos. 34, 43, 44, 46, and 50
is no more available.

Für Modelle vor Herstellungsdatum 09/22
(Serien-Nr. => 228xxxxxx)
Verwenden Sie Pos. 843 wenn
Pos. 34, 43, 44, 46 und 50
nicht mehr verfügbar ist.

For Models after Manufacturing date 09/22
(Serial No. => 229xxxxxx)
Pos. 46 is not needed
Only Pos. 340, 430, 440, 500

Für Modelle nach Herstellungsdatum 09/22
(Serien-Nr. => 229xxxxxx)
wird Pos. 46 nicht benötigt
Nur Pos. 340, 430, 440, 500

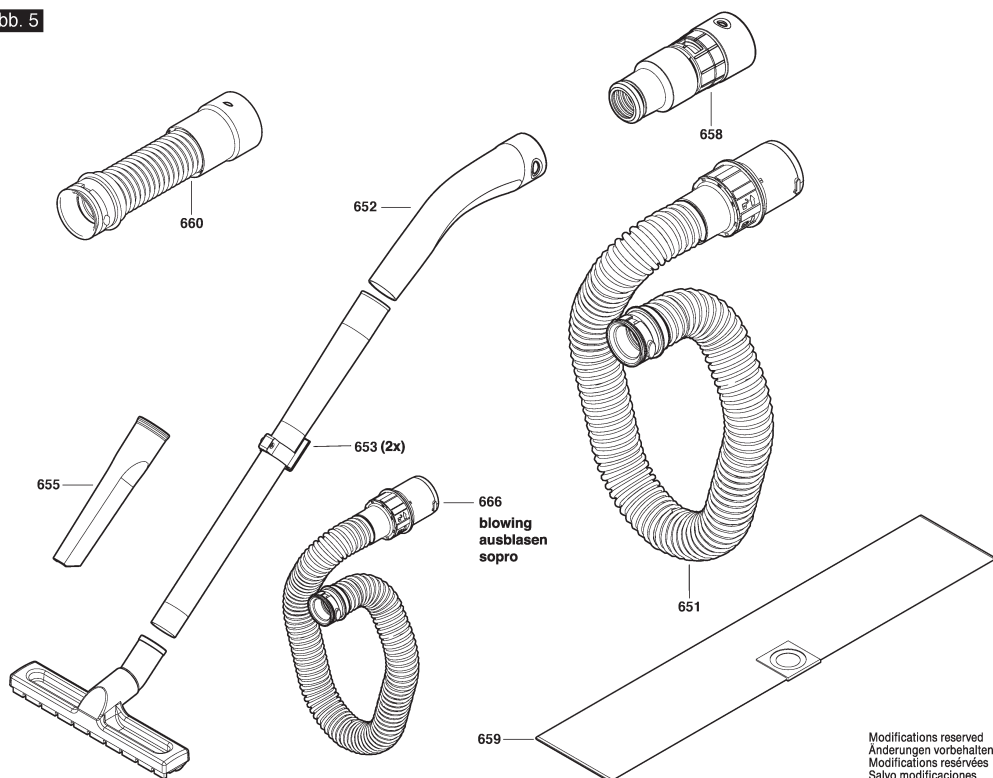
Model: 3 601 J7C 0F0 = 230

[illegible]

Please observe: Repairing, modifying and testing of electro-tools are to be performed professionally. The safety regulations according to IEC, EN, VDE, AFNOR and other regulations of the individual countries are to be observed. Subject to change.

This price list supersedes all previous edition. Prices are subjected to change without any prior notice.

3 601 J7C 0K0
Issue } 21-10-22 **Fig./Abb. 5**
Stand }



Modifications reserved
Änderungen vorbehalten
Modifications réservées
Salvo modificaciones

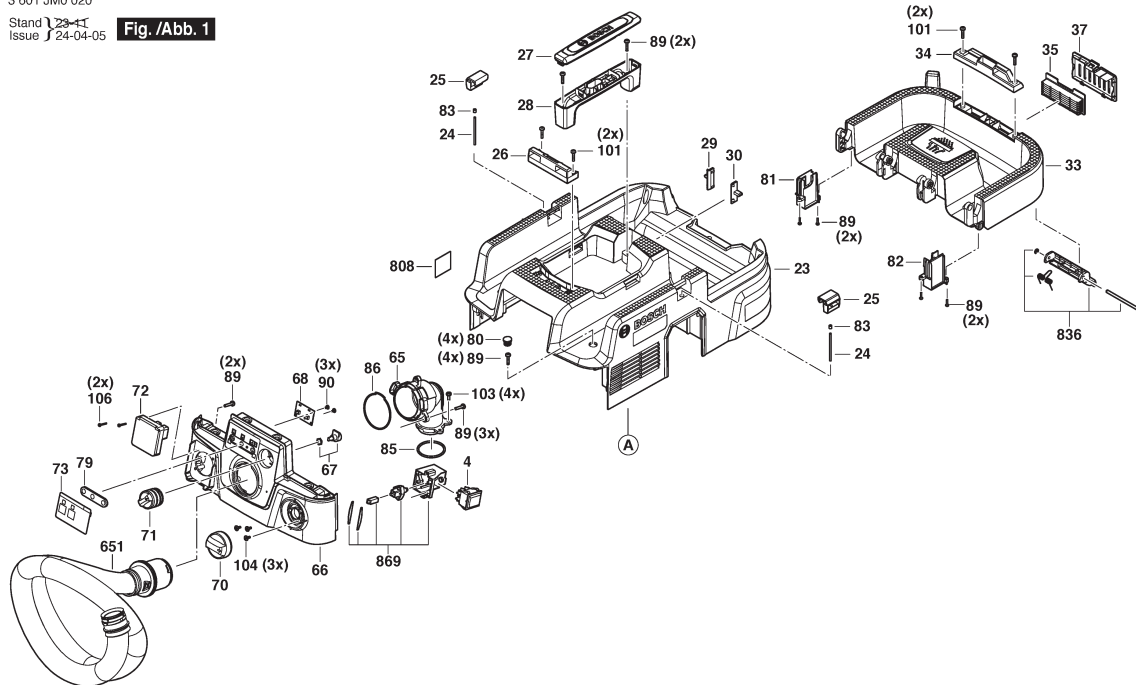
5 / 5

[illegible]

Please observe: Repairing, modifying and testing of electro-tools are to be performed professionally. The safety regulations according to IEC, EN, VDE, AFNOR and other regulations of the individual countries are to be observed. Subject to change.

This price list supersedes all previous edition. Prices are subjected to change without any prior notice.

3 601 JM0 020
Stand } 23-41
Issue } 24-04-05

Fig. /Abb. 1

Änderungen vorbehalten
Modifications reserved
Modifications réservées
Salvo modificaciones

1 / 3

Model: 3 601 JM0 0F0

Item	Pc	Order no.	Description	LP in INR	Item	Pc	Order no.	Description	LP in INR
1	1	1 619 PC1 212	Housing .	3.010,00	42	1	1 619 PC1 239	Housing .	140,00
2	1	1 619 PC1 213	Motor .	3.225,00	43	1	1 619 PC1 240	Valve Body .	213,00
4	1	1 600 A02 RZ4	Main Switch .	519,00	44	1	1 619 PC1 241	Spring .	40,00
5	1	1 619 PC2 968	Power supply cord .		45	1	1 619 PC1 242	Sealing Rubber .	28,00
7	1	1 619 PC1 215	fixation .	446,00	46	1	1 619 PC1 243	Housing .	107,00
22	1	1 600 A02 T2A	Electronic Board .	2.748,00	47	1	1 619 PC1 244	Valve Body .	324,00
23	1	1 619 PC1 220	Upper Housing .	2.509,00	48	1	1 619 PC1 246	Dust container .	4.905,00
24	2	1 619 PC1 221	Cord .	108,00	49	2	1 619 PC1 247	Wheel .	525,00
25	2	1 619 PC1 222	Clip .	33,00	50	2	1 619 PC1 248	Cover .	107,00
26	1	1 619 PC1 223	Interface .	112,00	51	1	1 619 PC1 249	Shaft .	613,00
27	1	1 619 PC1 224	Handle .	90,00	52	2	1 619 PC1 250	Clip .	45,00
28	1	1 619 PC1 225	Handle .	151,00	54	2	1 619 PC1 252	Wheel .	290,00
29	1	1 619 PC1 226	fixation .	29,00	55	1	1 619 PC1 253	Holder .	976,00
30	1	1 619 PC1 227	fixation .	29,00	57	1	1 619 PC1 255	Sealing Rubber .	190,00
31	1	1 619 PC1 228	Filter .	1.255,00	58	1	1 619 PC1 256	Rubber .	146,00
32	1	1 619 PC1 229	Housing .	586,00	59	1	1 619 PC1 257	Rubber .	146,00
33	1	1 619 PC1 230	Cover .	1.115,00	60	1	1 619 PC1 259	Rubber .	240,00
34	1	1 619 PC1 231	Interface .	92,00	61	1	1 619 PC1 258	Rubber .	62,00
35	1	1 619 PC1 232	AFC filter .	257,00	62	1	1 619 PC1 260	Rubber .	162,00
37	1	1 619 PC1 234	Filter holder .	70,00	63	1	1 619 PC1 261	Inlet Cover .	1.244,00
38	2	1 619 PC1 235	Rubber .	28,00	65	1	1 619 PC1 263	Tube .	162,00
39	2	1 619 PC1 236	Rubber .	120,00	66	1	1 619 PC1 264	Operator Panel .	502,00
40	1	1 619 PC1 237	Electromagnet .	2.282,00	67	1	1 619 PC1 265	Electronic Board .	352,00
41	1	1 619 PC1 238	Rubber .	26,00	68	1	1 619 PC1 266	Electronic Board .	318,00

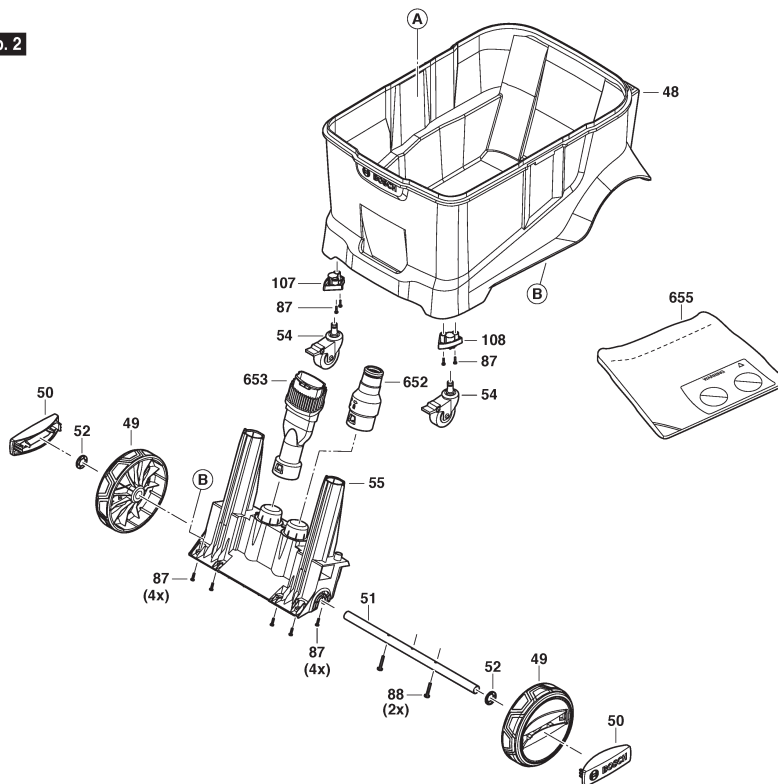
Please observe: Repairing, modifying and testing of electro-tools are to be performed professionally. The safety regulations according to IEC, EN, VDE, AFNOR and other regulations of the individual countries are to be observed. Subject to change.

This price list supersedes all previous edition. Prices are subjected to change without any prior notice.

Page 178 of 281

3 601 JM0 020
Stand 24-04-05
Issue 24-05-13

Fig. /Abb. 2



Änderungen vorbehalten
Modifications reserved
Modifications réservées
Salvo modificaciones

2 / 3

Model: 3 601 JM0 0F0

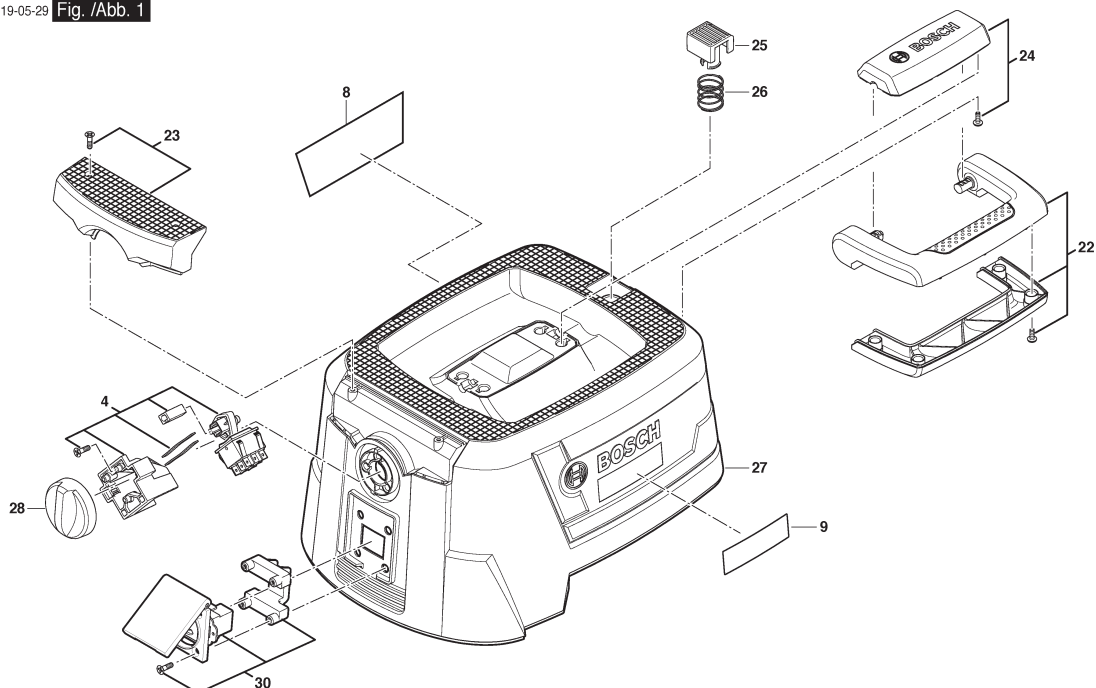
Item	Pc	Order no.	Description	LP in INR	Item	Pc	Order no.	Description	LP in INR
70	1	1 619 PC1 269	Switch Cover .	45,00	94	1	1 619 PC2 143	Foam Plastics .	33,00
71	1	1 619 PC1 270	Switch Cover .	33,00	95	1	1 619 PC2 144	Foam Plastics .	
72	1	1 619 PC2 969	Socket .	659,00	96	1	1 619 PC2 145	Foam Plastics .	112,00
73	1	1 619 PC1 277	Sticker .		97	1	1 619 PC2 953	Sticker .	
74	1	1 619 PC1 278	Cover .	981,00	101	22	1 619 PC2 954	Screw .	40,00
75	1	1 619 PC1 279	Cover .	229,00	102	3	1 619 PC2 955	Screw .	26,00
76	1	1 619 PC1 280	Hall Sensor .	491,00	103	4	1 619 PC2 956	Screw .	26,00
77	1	1 619 PC1 282	Tube .	167,00	104	6	1 619 PC2 957	Screw .	26,00
78	1	1 619 PC1 283	Valve Body .	307,00	105	1	1 619 PC2 958	Screw .	26,00
79	1	1 619 PC1 285	Rubber .	474,00	106	12	1 619 PC2 959	Screw .	26,00
80	4	1 619 PC1 286	Cover .	62,00	107	1	1 619 PC2 960	Plate .	45,00
81	1	1 619 PC1 287	Holder .	28,00	108	1	1 619 PC2 961	Plate .	45,00
82	1	1 619 PC1 288	Holder .	28,00	116	2	1 619 PS2 152	Screw .	
83	2	1 619 PC1 289	Clip .	62,00	651	1	1 619 PC1 629	Hose .	1.641,00
84	3	1 619 PC1 290	Rubber Pad .	45,00	652	1	1 619 PC1 630	Adapter .	213,00
85	1	1 619 PC1 291	Rubber .	31,00	653	1	1 619 PC1 631	Nozzle .	213,00
86	1	1 619 PC1 293	Rubber .	31,00	655	2	1 619 PC1 633	Dust Bag .	
87	14	1 619 PC1 294	Screw .	90,00	808	1	1 619 PC2 967	Nameplate .	
88	2	1 619 PC2 137	Screw .	33,00	836	1	1 619 PC1 233	Latch .	95,00
89	43	1 619 PC2 138	Screw .	479,00	856	2	1 619 PC1 254	Latch .	190,00
90	2	1 619 PC2 139	Screw .	56,00	864	1	1 619 PC1 262	Float .	28,00
91	1	1 619 PC2 140	Foam Plastics .	84,00	869	1	1 619 PC1 268	Switch Assembly .	162,00
92	1	1 619 PC2 141	Foam Plastics .	51,00					
93	1	1 619 PC2 142	Foam Plastics .	40,00					

Please observe: Repairing, modifying and testing of electro-tools are to be performed professionally. The safety regulations according to IEC, EN, VDE, AFNOR and other regulations of the individual countries are to be observed. Subject to change.

This price list supersedes all previous edition. Prices are subjected to change without any prior notice.

 BOSCH Power Tools	Industrial vacuum cleaner	Model GAS 15 PS 3 601 JE5 1F0 BO
---	----------------------------------	---

3 601 JE5 100
Issue 19-05-29
Stand Fig. /Abb. 1



Modifications reserved
Änderungen vorbehalten
Modificaciones reservadas
Salvo modificaciones

1 / 5

Model: 3 601 JE5 1F0 = 230	
-----------------------------------	--

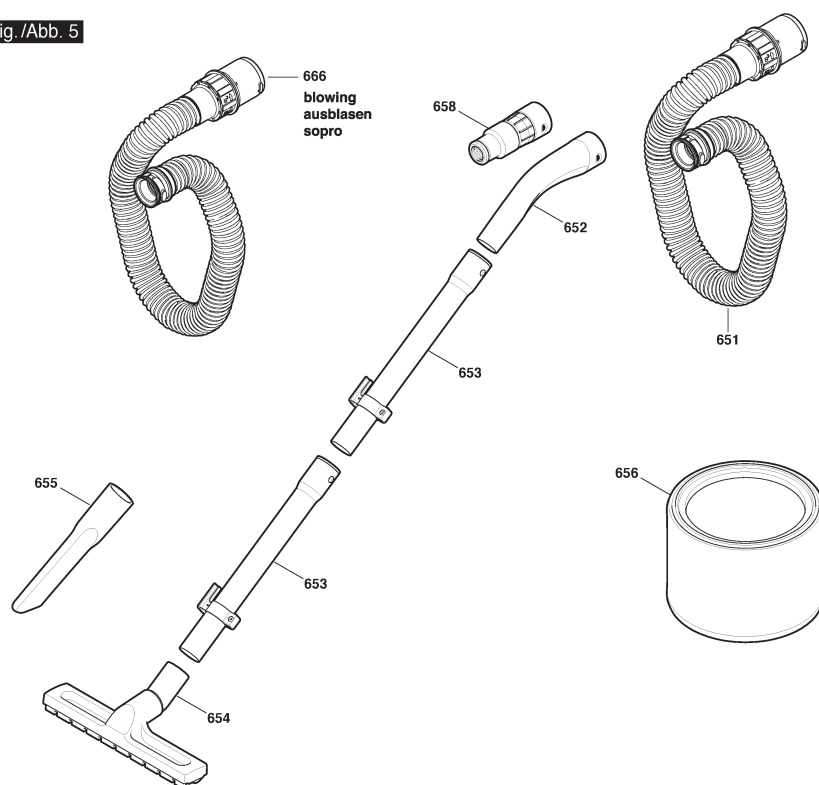
Item	Pc	Order no.	Description	LP in INR	Item	Pc	Order no.	Description	LP in INR
4	1	1 600 A01 ZM8	Switch Kit .	591,00	45	2	1 619 PA7 318	Latch .	222,00
5	1	1 619 PB5 633	Power supply cord .		46	2	1 619 PA7 319	Caster Wheel .	193,00
8	1	1 619 PB5 637	Nameplate .		47	2	1 619 PA7 320	Caster Wheel .	227,00
9	1	1 619 PB2 133	Manufacturer's nameplate		48	1	1 619 PA7 331	Container .	1.256,00
22	1	1 619 PA7 266	Handle .	170,00	50	1	1 619 PA7 410	Filter Bracket .	290,00
23	1	1 619 PA7 267	Cover .	144,00	61	1	1 619 PA8 370	Filter bag .	252,00
24	1	1 619 PA7 269	Cover .	33,00	652	1	1 619 PA7 325	Suction Pipe .	100,00
25	1	1 619 PA7 270	Button .	33,00	653	2	1 619 PA7 324	Suction Pipe .	842,00
26	1	1 619 PA7 271	Compression Spring .	33,00	654	1	1 619 PA7 327	floor nozzle .	453,00
27	1	1 619 PA7 280	Hood .	1.297,00	655	1	1 619 PA7 328	Crevice Nozzle .	135,00
28	1	1 619 PA7 290	Rotary Knob .	53,00	656	1	1 619 PA7 285	Filter .	143,00
30	1	1 619 PB5 634	Socket .		657	1	1 619 PA7 329	Dust Bag .	62,00
31	1	1 600 A01 ZN0	Electronics Module .	1.863,00	658	1	1 600 A03 OKS	Adapter .	
32	1	1 619 PA7 301	Seal .	54,00	666	1	1 607 000 EC3	Hose Blowing out	1.282,00
33	1	1 619 PA7 304	Clamping Piece .	34,00	810	1	1 619 PA7 345	Carbon-Brush Set .	372,00
34	1	1 619 PA7 305	Connecting Rod .	37,00					
35	1	1 619 PA7 306	Valve .	142,00					
36	1	1 619 PA7 307	Motor Housing .	976,00					
38	1	1 619 PA7 310	Motor .	3.759,00					
39	1	1 619 PA7 311	Seal Kit .	335,00					
40	1	1 619 PA7 312	Seal .	37,00					
41	1	1 619 PA7 313	Housing .	707,00					
42	1	1 619 PA7 314	Seal Ring .	113,00					
44	1	1 619 PA7 316	Filter holder .	229,00					

Please observe: Repairing, modifying and testing of electro-tools are to be performed professionally. The safety regulations according to IEC, EN, VDE, AFNOR and other regulations of the individual countries are to be observed. Subject to change.

This price list supersedes all previous edition. Prices are subjected to change without any prior notice.

3 601 JE5 100
Issue } 21-10-2
Stand }

2 **Fig./Abb. 5**



Modifications reserved
Änderungen vorbehalten
Modifications réservées
Salvo modificaciones

5 / 5

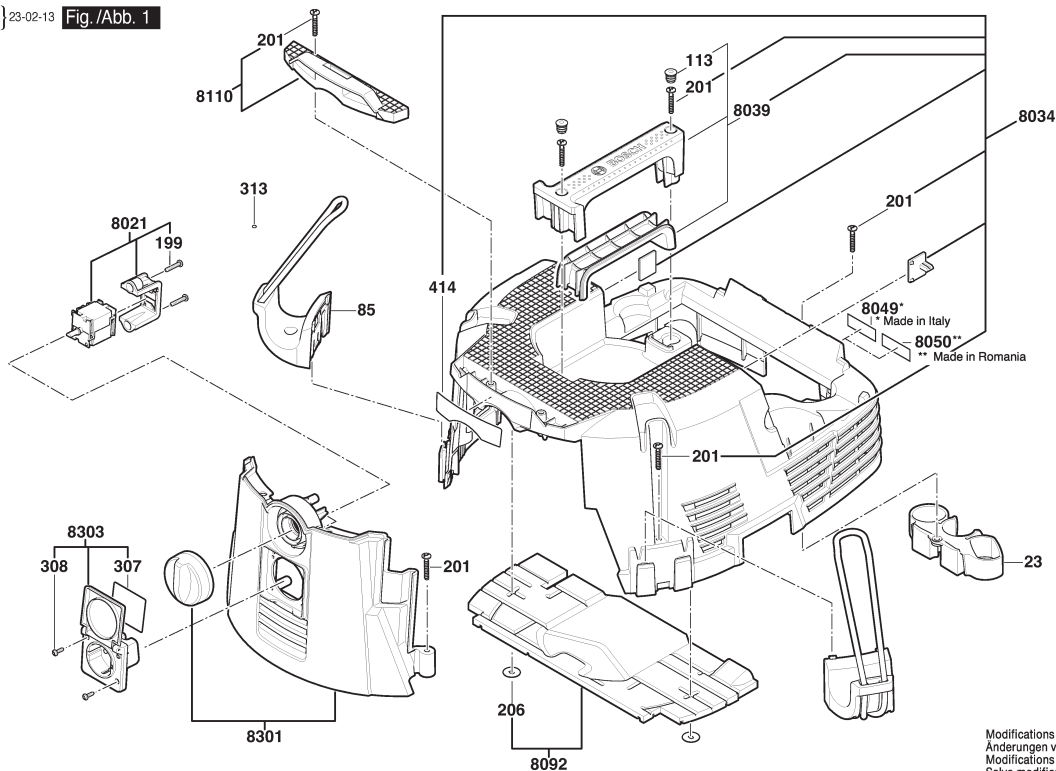
[illegible]

Please observe: Repairing, modifying and testing of electro-tools are to be performed professionally. The safety regulations according to IEC, EN, VDE, AFNOR and other regulations of the individual countries are to be observed. Subject to change.

This price list supersedes all previous edition. Prices are subjected to change without any prior notice.

3 601 JC3 000
Issue
Stand 23-02-13

Fig./Abb. 1



Modifications reserved
Änderungen vorbehalten
Modificaciones reservadas
Salvo modificaciones

1 / 6

Model: 3 601 JC3 0F0 = 230

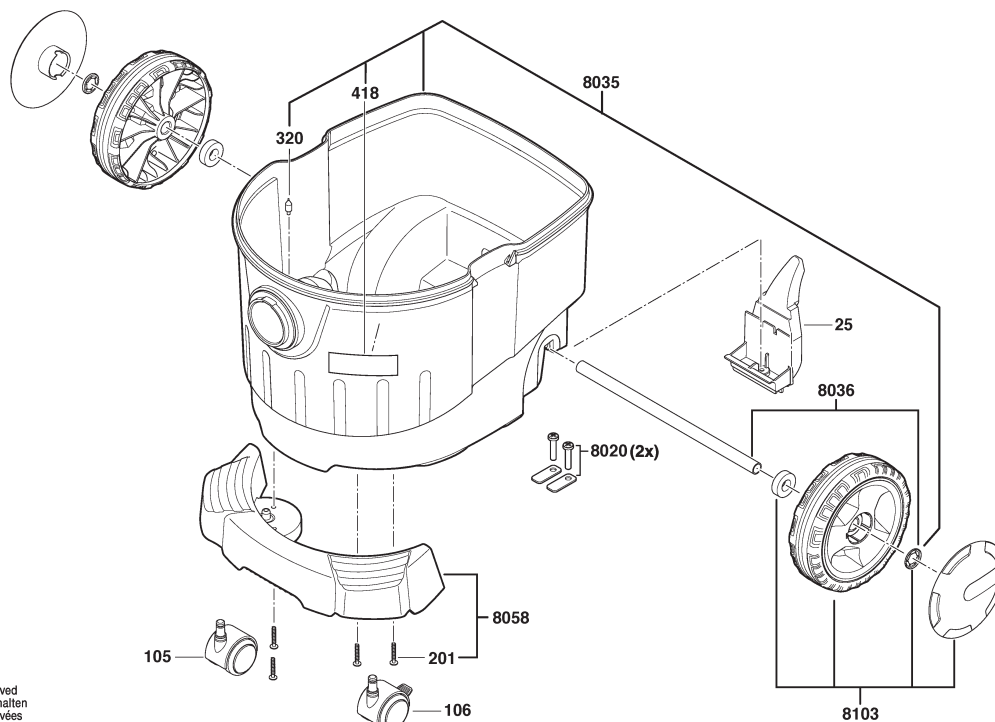
Item	Pc	Order no.	Description	LP in INR	Item	Pc	Order no.	Description	LP in INR
15	1	2 609 200 487	Housing .	1.245,00	208	2	2 609 200 481	Fastening Part .	50,00
23	1	2 609 200 453	Support .	199,00	215	4	2 609 200 397	Lens Head Screw .	74,00
24	2	2 609 200 425	Locking Piece .	209,00	250	1	2 609 200 454	Clamping Ring .	75,00
25	1	2 609 200 452	Support .	232,00	251	1	2 609 200 497	Suction Pipe .	493,00
28	1	2 609 200 423	Clamping Piece .	223,00	255	1	2 609 200 455	Nozzle .	1.573,00
29	1	2 609 200 390	Support .	673,00	259	1	2 609 200 462	Nozzle .	317,00
37	2	2 609 200 427	Sensor .	367,00	260	1	2 609 200 496	Socket .	1.771,00
47	1	2 609 200 483	Spring .	315,00	307	1	1 619 PB6 632	Sticker 1800W .	
72	1	2 609 200 420	Seal .	367,00	308	2	2 609 200 438	Screw .	74,00
80	1	2 609 200 489	Motor Housing .	1.936,00	313	1	2 609 200 486	Electrical accessories .	766,00
85	2	2 609 200 436	Hose Holder .	1.508,00	320	1	2 609 200 456	Bolt .	85,00
99	1	2 609 200 424	Cord .	305,00	322	2	2 609 200 461	Fastening Part .	74,00
100	1	2 609 200 392	O-Ring .	50,00	414	1	2 609 200 441	Sticker .	
101	1	2 609 200 482	O-Ring .	74,00	418	1	2 609 200 490	Plate .	208,00
105	1	2 609 200 450	Caster Wheel .	588,00	419	1	2 609 200 498	Warning Plate .	
106	1	2 609 200 451	Caster Wheel .	733,00	420	2	2 609 200 478	Manufacturer's nameplate	
113	6	2 609 200 406	Plug .	74,00	8020	1	1 607 000 D8X	Support .	215,00
124	1	2 609 200 569	Ferrite Core .	158,00	8021	1	2 609 200 388	Switch .	1.871,00
125	1	2 609 200 479	Switch .	93,00	8031	1	2 609 200 493	Housing .	5.949,00
154	1	1 619 PB6 629	Power Cable IND .		8032	1	2 609 200 477	Cover .	3.758,00
190	1	2 607 432 025	Filter .	1.918,00	8033	1	2 609 200 391	Cover .	2.229,00
199	4	2 609 200 422	Screw .	576,00	8034	1	2 609 200 430	Hood .	4.349,00
201	15	2 609 200 410	Screw .	74,00	8035	1	2 609 200 488	Container .	5.060,00
206	5	2 609 200 414	Positioning Element .	74,00	8036	1	2 609 200 458	Axle .	623,00

Please observe: Repairing, modifying and testing of electro-tools are to be performed professionally. The safety regulations according to IEC, EN, VDE, AFNOR and other regulations of the individual countries are to be observed. Subject to change.

This price list supersedes all previous edition. Prices are subjected to change without any prior notice.

3 601 JC3 000
Issue } 19-01-21
Stand }

Fig./Abb. 2



Modifications reserved
Änderungen vorbehalten
Modifications réservées
Salvo modificaciones

2 / 6

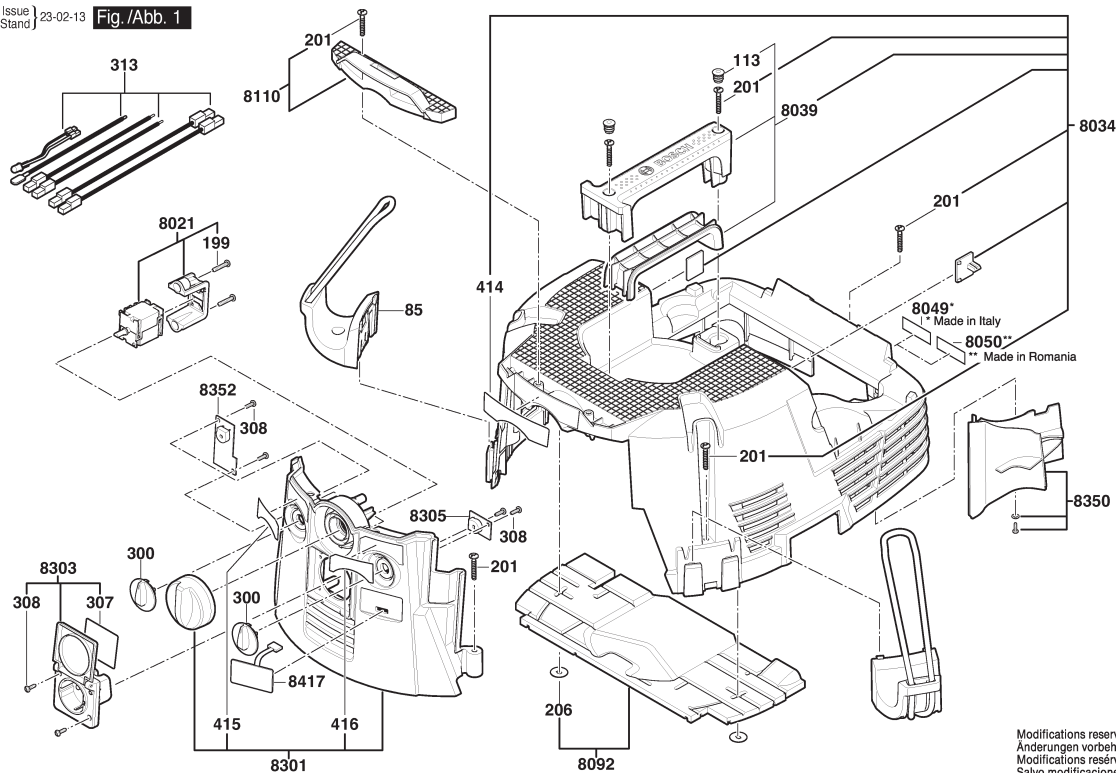
[illegible]

Please observe: Repairing, modifying and testing of electro-tools are to be performed professionally. The safety regulations according to IEC, EN, VDE, AFNOR and other regulations of the individual countries are to be observed. Subject to change.

This price list supersedes all previous edition. Prices are subjected to change without any prior notice.

3 601 JC3 300
Issue
Stand 23-02-13

Fig./Abb. 1



Modifications reserved
Änderungen vorbehalten
Modifications réservées
Salvo modificaciones

1 / 6

Model: 3 601 JC3 3F0 = 240

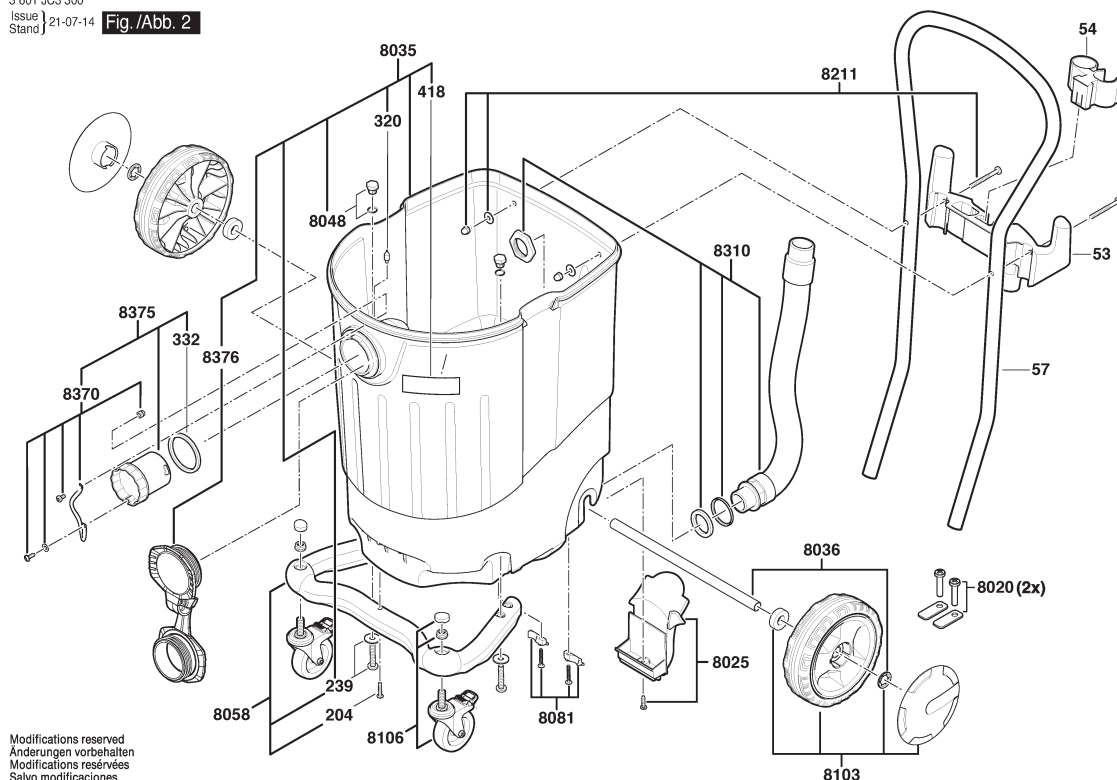
Item	Pc	Order no.	Description	LP in INR	Item	Pc	Order no.	Description	LP in INR
24	2	2 609 200 425	Locking Piece .	209,00	210	1	2 609 200 399	Serrated Lock-Washer .	74,00
27	1	2 609 200 401	Magnet .	182,00	215	4	2 609 200 397	Lens Head Screw .	74,00
28	1	2 609 200 423	Clamping Piece .	223,00	239	2	1 603 430 0AN	Screw .	49,00
29	1	2 609 200 390	Support .	673,00	250	1	2 609 200 454	Clamping Ring .	75,00
37	2	2 609 200 427	Sensor .	367,00	251	1	2 608 000 A13	Pipe Elbow .	631,00
47	1	2 609 200 483	Spring .	315,00	253	1	2 608 000 A15	Suction Pipe .	1.467,00
53	1	2 609 200 464	Support .	556,00	255	1	2 609 200 455	Nozzle .	1.573,00
54	1	2 609 200 465	Support .	365,00	259	1	2 609 200 462	Nozzle .	317,00
57	1	2 609 200 466	Strap-Shaped Handle .	3.044,00	260	1	2 609 200 463	Socket .	2.223,00
72	1	2 609 200 420	Seal .	367,00	300	2	2 609 200 445	Rotary Knob .	50,00
80	1	2 609 200 409	Motor Housing .	1.919,00	307	1	1 619 PB6 632	Sticker 1800W .	
85	2	2 609 200 436	Hose Holder .	1.508,00	308	7	2 609 200 438	Screw .	74,00
99	1	2 609 200 424	Cord .	305,00	313	1	2 609 200 439	Electrical accessories .	812,00
100	1	2 609 200 392	O-Ring .	50,00	320	1	2 609 200 456	Bolt .	85,00
113	6	2 609 200 406	Plug .	74,00	322	2	2 609 200 461	Fastening Part .	74,00
124	1	2 609 200 569	Ferrite Core .	158,00	332	1	2 609 200 457	Seal Ring .	113,00
154	1	1 619 PB6 629	Power Cable IND .		351	1	2 609 200 408	Horn .	957,00
170	1	2 609 200 460	Magnet .	2.782,00	353	1	2 609 200 411	Hose .	437,00
190	1	2 607 432 026	Filter .	4.614,00	414	1	2 609 200 441	Sticker .	
199	4	2 609 200 422	Screw .	576,00	415	1	2 609 200 442	Sticker .	
201	13	2 609 200 410	Screw .	74,00	416	1	2 609 200 443	Sticker .	
204	1	2 609 200 470	Screw .	74,00	418	1	2 609 200 459	Plate .	208,00
205	1	2 609 200 400	Screw .	74,00	419	1	2 609 200 403	Warning Plate .	
206	5	2 609 200 414	Positioning Element .	74,00	420	2	2 609 200 475	Manufacturer's nameplate	

Please observe: Repairing, modifying and testing of electro-tools are to be performed professionally. The safety regulations according to IEC, EN, VDE, AFNOR and other regulations of the individual countries are to be observed. Subject to change.

This price list supersedes all previous edition. Prices are subjected to change without any prior notice.

3 601 JC3 300
Issue
Stand 21-07-14

Fig./Abb. 2



Modifications reserved
Änderungen vorbehalten
Modifications réservées
Salvo modificaciones

2 / 6

Model: 3 601 JC3 3F0 = 240

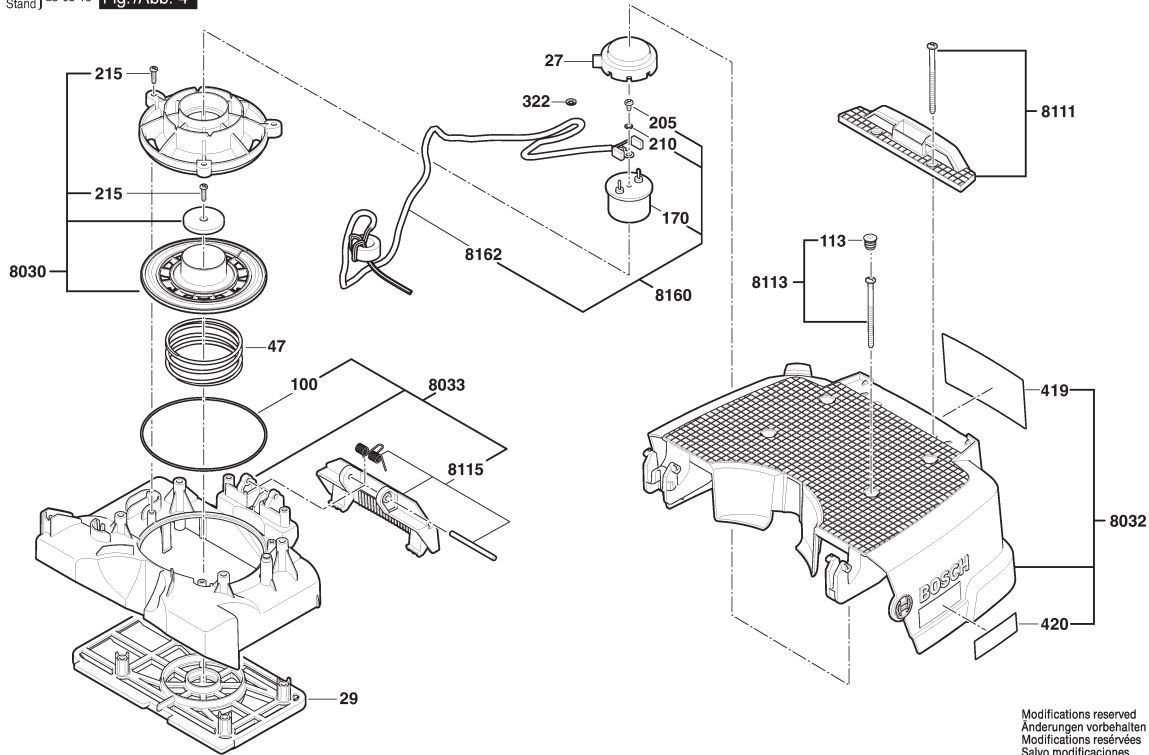
Item	Pc	Order no.	Description	LP in INR	Item	Pc	Order no.	Description	LP in INR
8021	1	2 609 200 388	Switch .	1.871,00	8161	1	2 609 200 412	Cable .	515,00
8025	1	2 609 200 473	Support .	640,00	8162	1	1 600 A01 A4J	Cable .	483,00
8031	1	2 609 200 421	Housing .	6.648,00	8175	1	2 609 200 384	Wafer .	9.908,00
8032	1	2 609 200 474	Cover .	3.986,00	8211	1	2 609 200 418	Fastening parts kit .	555,00
8033	1	2 609 200 391	Cover .	2.229,00	8257	1	2 608 000 A06	Hose .	8.801,00
8034	1	2 609 200 430	Hood .	4.349,00	8301	1	2 609 200 440	Operator Panel .	1.916,00
8035	1	1 600 A02 8XX	Container .	7.652,00	8305	1	2 609 200 383	Wafer .	1.710,00
8036	1	2 609 200 458	Axle .	623,00	8310	1	2 609 200 395	Drainage Fitting .	1.599,00
8039	1	2 609 200 444	Handle .	771,00	8321	1	2 609 200 428	Spring Housing .	679,00
8048	1	2 609 200 468	Fastening parts kit .	454,00	8350	1	2 609 200 433	Molded Part .	488,00
8049	1	1 619 PB6 636	Nameplate GAS 55 M AFC		8352	1	2 609 200 382	Wafer .	5.005,00
8058	1	1 600 A02 8XW	Caster Wheel .	2.532,00	8370	1	2 609 200 417	Coupling .	509,00
8068	1	2 609 200 431	Seal Kit .	1.190,00	8375	1	2 609 200 416	Coupling .	1.278,00
8081	1	2 609 200 472	Support .	570,00	8376	1	1 600 A01 A4L	Connection Piece .	1.062,00
8090	1	2 609 200 413	Sound Insulation Mat .	880,00	8417	1	2 609 200 387	Foil keyboard .	2.173,00
8092	1	2 609 200 437	Sound Insulation Mat .	533,00					
8103	2	2 609 200 432	Wheel .	1.313,00					
8106	1	2 609 200 471	Caster Wheel .	1.961,00					
8107	1	2 609 200 415	Motor .	9.051,00					
8110	1	2 609 200 435	Holder .	528,00					
8111	1	2 609 200 407	Holder .	585,00					
8113	1	2 609 200 405	Fastening parts kit .	531,00					
8115	1	2 609 200 393	Filter Cover .	902,00					
8160	1	2 609 200 398	Magnet .	3.998,00					

Please observe: Repairing, modifying and testing of electro-tools are to be performed professionally. The safety regulations according to IEC, EN, VDE, AFNOR and other regulations of the individual countries are to be observed. Subject to change.

This price list supersedes all previous edition. Prices are subjected to change without any prior notice.

3 601 JC3 300
Issue } 23-03-13
Stand }

Fig./Abb. 4



Modifications reserved
Änderungen vorbehalten
Modifications réservées
Salvo modificaciones

4 / 6

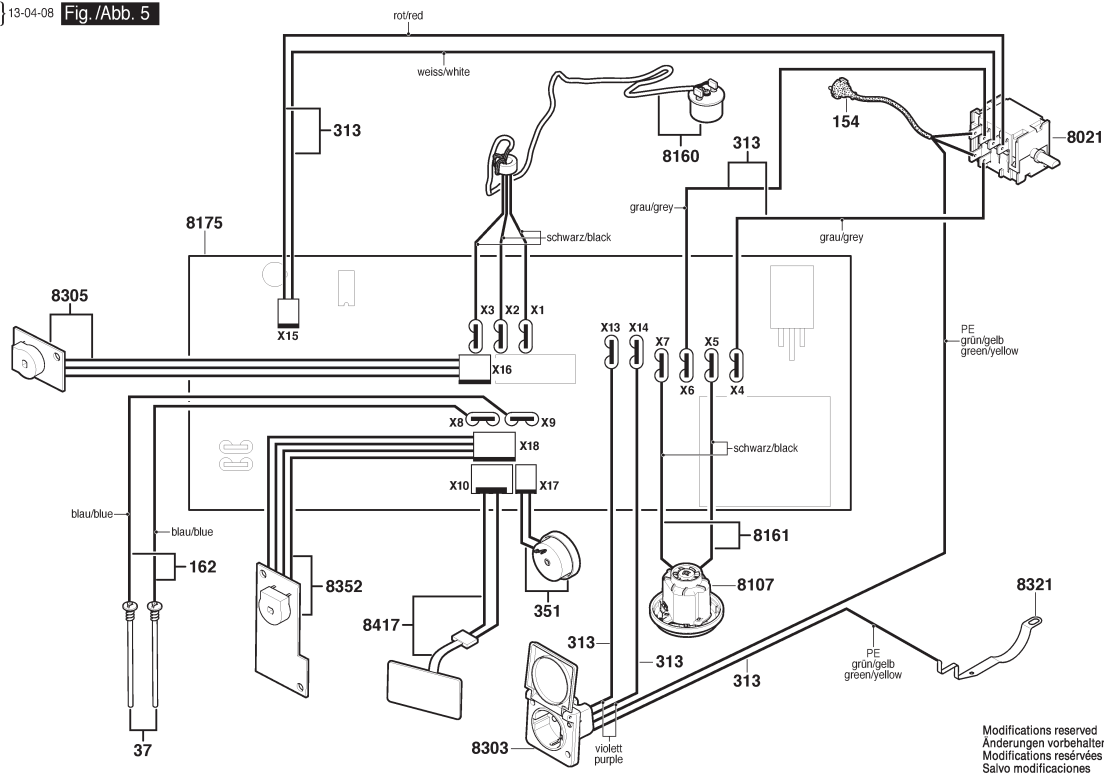
[illegible]

Please observe: Repairing, modifying and testing of electro-tools are to be performed professionally. The safety regulations according to IEC, EN, VDE, AFNOR and other regulations of the individual countries are to be observed. Subject to change.

This price list supersedes all previous edition. Prices are subjected to change without any prior notice.

3 601 JC3 300
Issue } 13-04-0
Stand }

Fig./Abb. 5



Modifications reserved
Änderungen vorbehalten
Modifications réservées
Salvo modificaciones

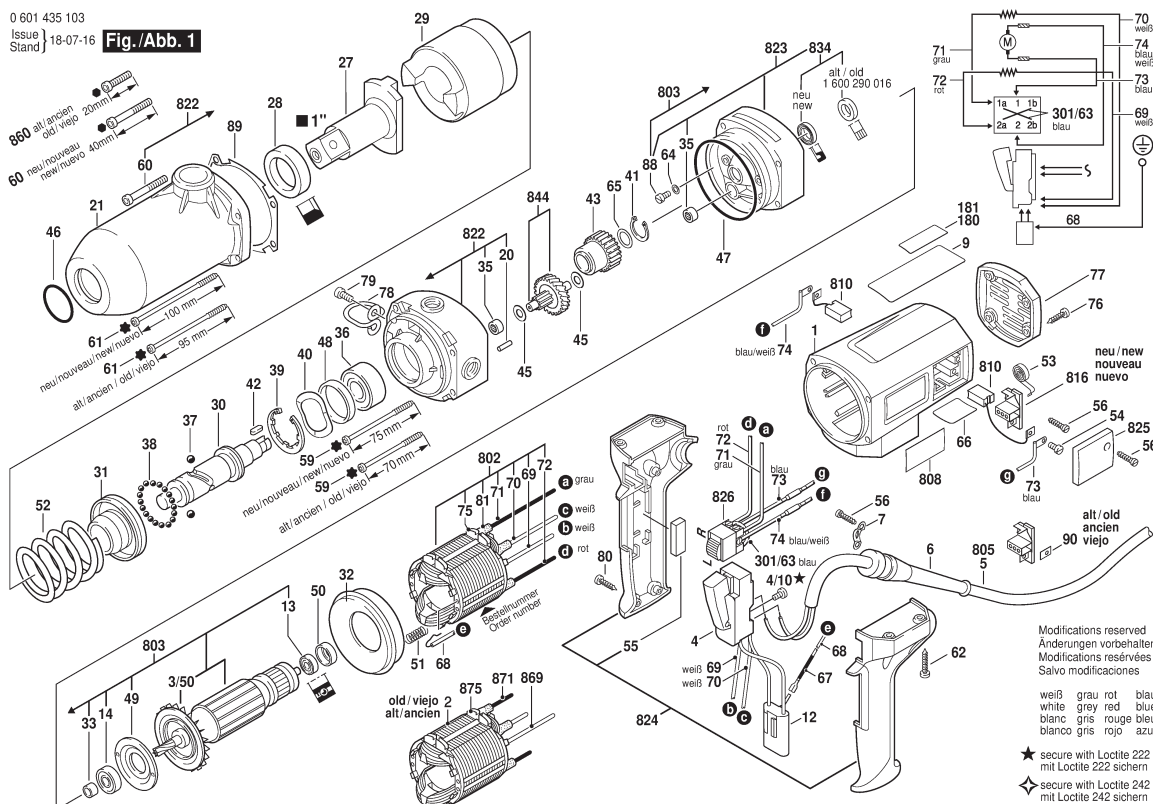
[illegible]

Please observe: Repairing, modifying and testing of electro-tools are to be performed professionally. The safety regulations according to IEC, EN, VDE, AFNOR and other regulations of the individual countries are to be observed. Subject to change.

This price list supersedes all previous edition. Prices are subjected to change without any prior notice.

0 601 435 103
Issue
Stand 18-07-16

Fig./Abb. 1



1 / 2

Model: 0 601 435 103 = 230

Item	Pc	Order no.	Description	LP in INR	Item	Pc	Order no.	Description	LP in INR
1	1	3 605 108 091	Motor Housing BLUE	1.324,00	40	1	1 600 150 009	Spring Washer	522,00
3/50	1	1 606 610 122	Fan .	133,00	41	1	2 916 650 006	Retaining clip DIN	52,00
4	1	1 607 200 079	Switch .	1.519,00	42	1	1 902 300 083	Parallel Key DIN	52,00
4/10	4	2 910 011 082	Socket head cap screw	72,00	43	1	3 606 301 006	Cylindrical Gear Z=25 .	3.666,00
6	1	3 600 703 011	Grommet Ø9,2-Ø12X120	199,00	45	2	1 600 100 617	Shim 0,5 MM THICK	52,00
7	1	1 601 302 014	Fastening Clamp .	129,00	46	1	3 600 210 131	O-Ring 35,0X3,0 MM .	105,00
9	1	3 601 110 614	Sticker .		47	1	1 600 210 005	O-Ring 66,0X3,0 MM .	66,00
12	1	2 607 329 096	Suppression Filter .	337,00	48	1	1 600 206 022	Rubber Ring .	63,00
13	1	2 600 905 032	Ball Bearing 7X19X6 .	169,00	49	1	3 605 500 043	Bearing cover .	537,00
14	1	3 600 905 131	groove ball bearing 9X26X8	333,00	50	1	1 600 502 011	Intermediate Ring .	49,00
20	1	2 917 500 119	Straight Pin DIN 7-5H8X14	63,00	51	2	1 604 613 006	Compression Spring .	46,00
21	1	3 605 806 222	Spindle Bearing .	8.289,00	52	1	3 604 610 059	Compression Spring .	1.173,00
27	1	1 606 455 054	Coupling Half .	10.466,00	53	2	1 604 652 02K	Spiral Spring .	72,00
28	1	3 600 202 019	Spacer Ring .	2.214,00	54	2	3 603 435 045	Socket head cap screw .	47,00
29	1	1 608 710 028	Striker .	20.375,00	55	2	3 602 317 025	Insulating Strip .	74,00
30	1	1 603 124 106	Drive Shaft .	10.368,00	56	6	2 910 211 019	Tapping Screw DIN	32,00
31	1	3 600 220 019	Backup ring .	5.110,00	59	2	3 603 435 040	Lens Head Screw .	52,00
32	1	1 600 502 019	Air-Deflector Ring .	106,00	60	2	2 910 151 170	Hex Socket Head Cap	46,00
33	1	3 600 300 042	Intermediate Ring .	572,00	61	2	3 603 435 041	Lens Head Screw .	52,00
35	2	1 600 910 018	Needle bearing Ø8XØ12X8	59,00	62	4	3 603 435 027	Tapping Screw 5X30 .	66,00
36	1	1 900 905 281	groove ball bearing	1.467,00	64	2	3 600 120 013	Plain Washer DIN	74,00
37	2	1 903 230 015	Ball DIN 5401-9 MM III-ST .	76,00	65	1	1 600 101 600	Shim washer 0,4 MM	89,00
38	18	1 903 230 009	Ball DIN 5401-5 G28 .	66,00	66	1	3 601 110 370	Sticker .	
39	1	1 600 119 004	Spring retaining ring .	121,00	67	1	1 600 712 027	Shrinkable Tube .	72,00

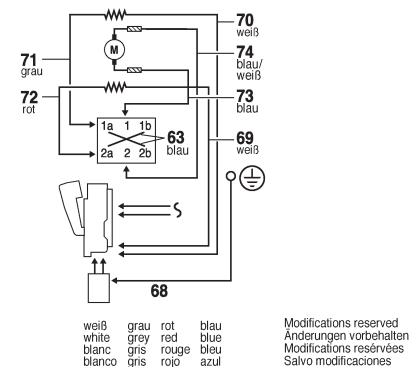
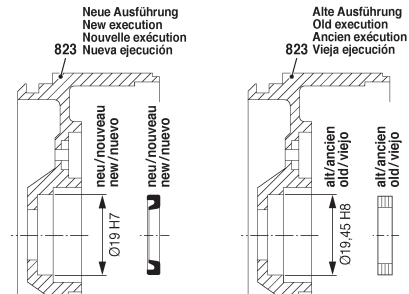
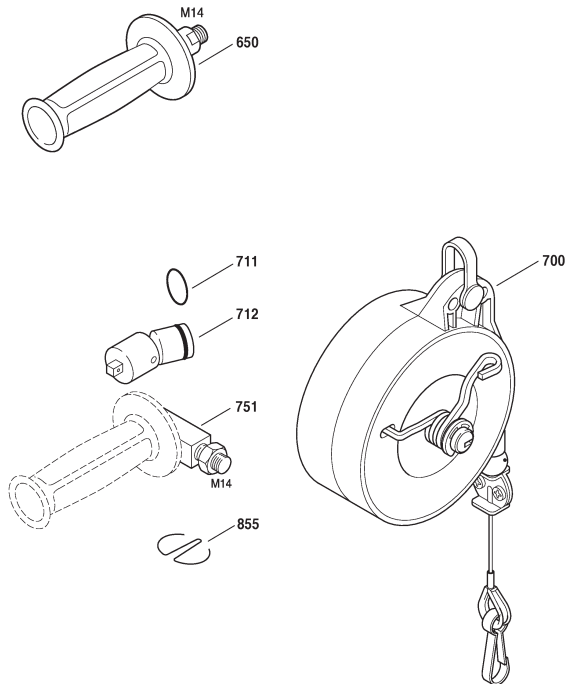
Please observe: Repairing, modifying and testing of electro-tools are to be performed professionally. The safety regulations according to IEC, EN, VDE, AFNOR and other regulations of the individual countries are to be observed. Subject to change.

This price list supersedes all previous edition. Prices are subjected to change without any prior notice.

 BOSCH Power Tools	Impact Wrench	Model GDS 30 0 601 435 103 BO
---	----------------------	--

0 601 435 103
Issue
Stand 10-09-29

Fig./Abb. 2



2 / 2

Model: 0 601 435 103 = 230									
Item	Pc	Order no.	Description	LP in INR	Item	Pc	Order no.	Description	LP in INR
68	1	3 604 448 044	Elec. Cable W/Connection	86,00	803	1	3 604 010 071	Armature 220-230V .	6.601,00
69	1	3 604 438 025	Connecting Cable L=470	96,00	805	1	1 607 000 227	Power supply cord EU	2.787,00
70	1	1 604 438 012	Connecting Cable L=330	76,00	808	1	1 601 11A 3H3	Nameplate .	
71	1	3 604 460 135	Connecting Cable L=330	1.735,00	810	1	3 607 014 012	Carbon-Brush Set .	767,00
72	1	3 604 438 008	Connecting Cable L=160	1.952,00	816	2	3 604 336 012	Brush Holder .	265,00
73	1	3 604 503 036	Suppression Filter L=300	294,00	822	1	3 607 031 648	Gear Housing .	6.651,00
74	1	3 604 503 037	Suppression Filter L=150	294,00	823	1	3 605 806 168	Intermediate Flange .	4.317,00
75	4	3 601 025 003	Wire Guide .	43,00	824	1	3 605 132 064	Handle BLUE	3.666,00
76	4	2 914 201 527	Torx Oval-Head Screw .	72,00	825	2	3 605 500 060	Sealing cap BLUE	71,00
77	1	3 605 500 062	Sealing cap BLACK	240,00	826	1	3 607 200 000	Switch .	1.173,00
78	1	3 601 310 013	Suspension Loop .	598,00	834	1	3 600 290 070	Rotary shaft lip seal .	634,00
79	2	2 910 131 193	Hex Socket Head Cap	72,00	844	1	1 607 000 C6N	Gear Shaft .	6.872,00
80	3	2 914 201 508	Torx Oval-Head Screw .	133,00	860	2	3 603 414 028	Hex Socket Head Cap	74,00
81	4	3 600 707 022	Shrinkable Tube .	71,00	869	1	3 604 460 009	Connecting Cable L=450	131,00
88	2	3 603 435 045	Socket head cap screw .	47,00	871	1	1 604 438 013	Connecting Cable L=345	119,00
89	1	3 601 023 010	Seal .	294,00	875	4	3 601 025 003	Wire Guide .	43,00
90	2	1 601 030 022	Tab Washer .	47,00					
301/63	2	3 604 412 002	Connecting Cable L=60	139,00					
650	1	1 602 025 09Z	Auxiliary Handle .	659,00					
650	1	1 602 025 0A1	Auxiliary Handle .	642,00					
700	1	0 607 950 926	Spring Pull 8-10 KG						
712	1	1 608 500 009	ball Joint 1", 100 MM .						
751	1	1 603 527 017	Threaded Fitting M14, L=70						
802	1	3 604 220 138	Field 220-230V .	3.961,00					

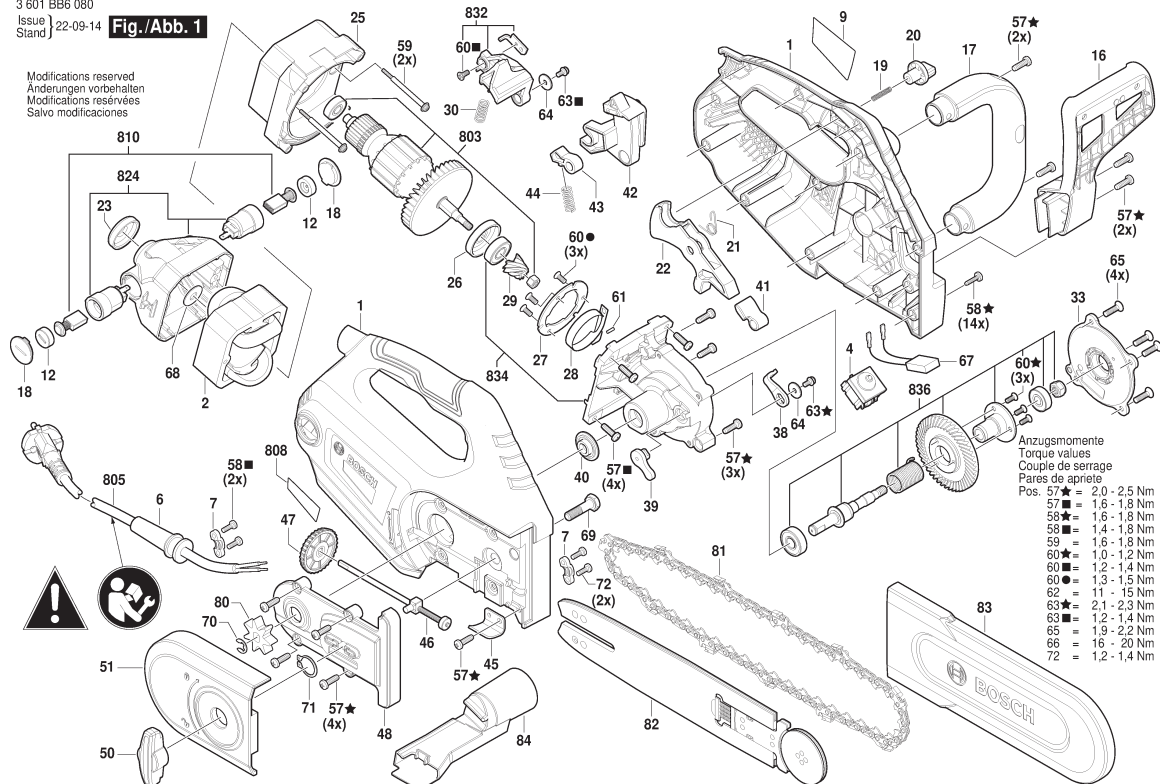
Please observe: Repairing, modifying and testing of electro-tools are to be performed professionally. The safety regulations according to IEC, EN, VDE, AFNOR and other regulations of the individual countries are to be observed. Subject to change.

This price list supersedes all previous edition. Prices are subjected to change without any prior notice.

3 601 BB6 080
Issue
Stand 22-09-14

Fig./Abb. 1

Modifications reserved
Änderungen vorbehalten
Modifications réservées
Salvo modificaciones



Anzugsmomente
Torque values
Couple de serrage
Pares de apriete
Pos. 57★ = 2,0 - 2,5 Nm
57■ = 1,6 - 1,8 Nm
58★ = 1,6 - 1,8 Nm
58■ = 1,4 - 1,8 Nm
59 = 1,6 - 1,8 Nm
60★ = 1,0 - 1,2 Nm
60■ = 1,2 - 1,4 Nm
60● = 1,3 - 1,5 Nm
62 = 11 - 15 Nm
63★ = 2,1 - 2,3 Nm
63■ = 1,2 - 1,4 Nm
65 = 1,9 - 2,2 Nm
66 = 16 - 20 Nm
72 = 1,2 - 1,4 Nm

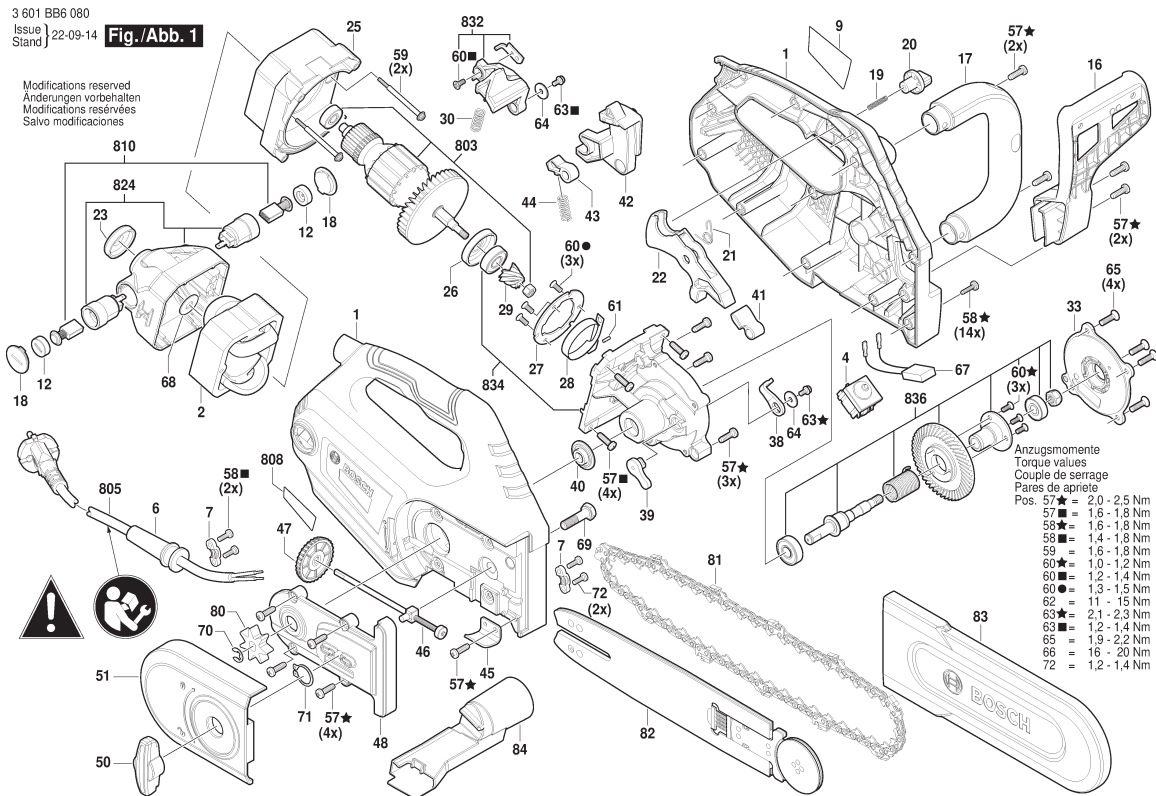
1 / 2

Model: 3 601 BB6 0F0 = 230

Item	Pc	Order no.	Description	LP in INR	Item	Pc	Order no.	Description	LP in INR
1	1	1 619 PB6 692	Housing Set .	1.005,00	40	1	1 619 PB6 731	Plastic ring .	27,00
2	1	1 619 PB6 693	Field assembly 220-240V .	1.130,00	41	1	1 619 PB6 732	Pusher .	33,00
4	1	1 619 PB6 695	Switch .	306,00	42	1	1 619 PB6 733	Lever Arm .	68,00
6	1	1 619 PB6 697	Grommet .		43	1	1 619 PB6 734	Lever Clamp .	27,00
7	1	1 619 PB6 698	Cable Clip .	26,00	44	1	1 619 PB6 735	Compression Spring .	27,00
9	1	1 619 PB6 700	Manufacturer's nameplate		45	1	1 619 PB6 736	Mounting Plate .	41,00
12	1	1 619 PB6 703	Insulating Cap .	28,00	46	1	1 619 PB6 737	Adjusting Device .	155,00
16	1	1 619 PB6 707	Protective Shield .	185,00	47	1	1 619 PB6 738	Adjusting Roller .	55,00
17	1	1 619 PB6 708	Auxiliary Handle .	347,00	48	1	1 619 PB6 739	Mounting Plate .	350,00
18	1	1 619 PB6 709	plastic covering .	27,00	50	1	1 619 PB6 741	Wing Nut .	132,00
19	1	1 619 PB6 710	Compression Spring .	27,00	51	1	1 619 PB6 742	plastic covering .	307,00
20	1	1 619 PB6 711	Button .	27,00	57	16	1 619 PB6 748	Pan head screw .	27,00
21	1	1 619 PB6 712	Compression Spring .	27,00	58	14	1 619 PB6 749	Screw .	26,00
22	1	1 619 PB6 713	Trigger .	91,00	59	2	1 619 PB6 750	Pan head screw .	26,00
23	1	1 619 PB6 714	Rubber damper .	26,00	60	7	1 619 PB6 751	Countersunk-Head Screw .	26,00
25	1	1 619 PB6 716	Air-Deflector Ring .	194,00	61	1	1 619 PB6 752	Pin .	26,00
26	1	1 619 PB6 717	Stop Wheel .	83,00	63	2	1 619 PB6 754	Pan head screw .	26,00
27	1	1 619 PB6 718	Plate .	49,00	64	2	1 619 PB6 755	Shim .	27,00
28	1	1 619 PB6 719	Brake Band .	163,00	65	4	1 619 PB6 756	Countersunk-Head Screw .	26,00
29	1	1 619 PB6 720	Pinion .	248,00	67	1	1 619 PB6 758	Capacitor .	39,00
30	1	1 619 PB6 721	Compression Spring .	27,00	68	1	1 619 PB6 759	Shim .	26,00
33	1	1 619 PB6 724	Gear Cover .	348,00	69	1	1 619 PB6 760	Hex Screw .	27,00
38	1	1 619 PB6 729	Brake Plate .	71,00	70	1	1 619 PB6 761	Clip .	27,00
39	1	1 619 PB6 730	Lever .	52,00	71	1	1 619 PB6 762	Clip .	27,00

Please observe: Repairing, modifying and testing of electro-tools are to be performed professionally. The safety regulations according to IEC, EN, VDE, AFNOR and other regulations of the individual countries are to be observed. Subject to change.

This price list supersedes all previous edition. Prices are subjected to change without any prior notice.

[illegible]

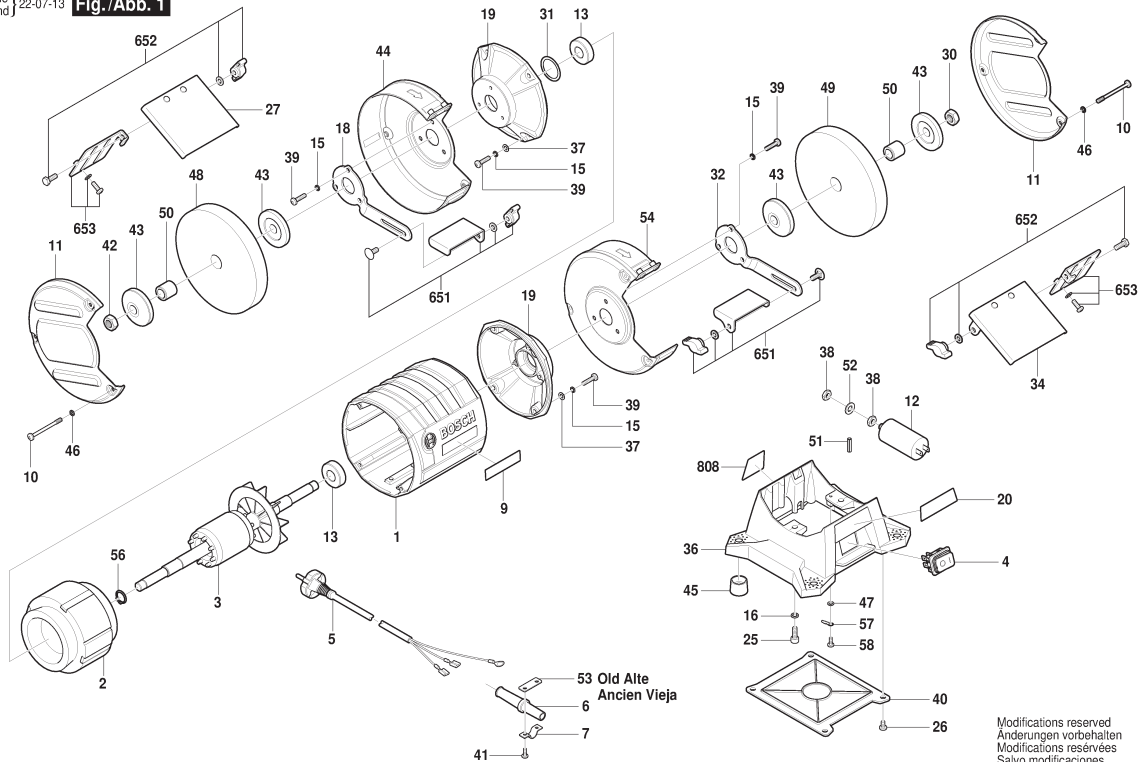
Please observe: Repairing, modifying and testing of electro-tools are to be performed professionally. The safety regulations according to IEC, EN, VDE, AFNOR and other regulations of the individual countries are to be observed. Subject to change.

This price list supersedes all previous edition. Prices are subjected to change without any prior notice.

 BOSCH Power Tools	Bench Grinder	Model GBG 35-15 3 601 B7A 3F0 BO
---	----------------------	---

3 601 B7A 300
Issue
Stand 22-07-13

Fig./Abb. 1



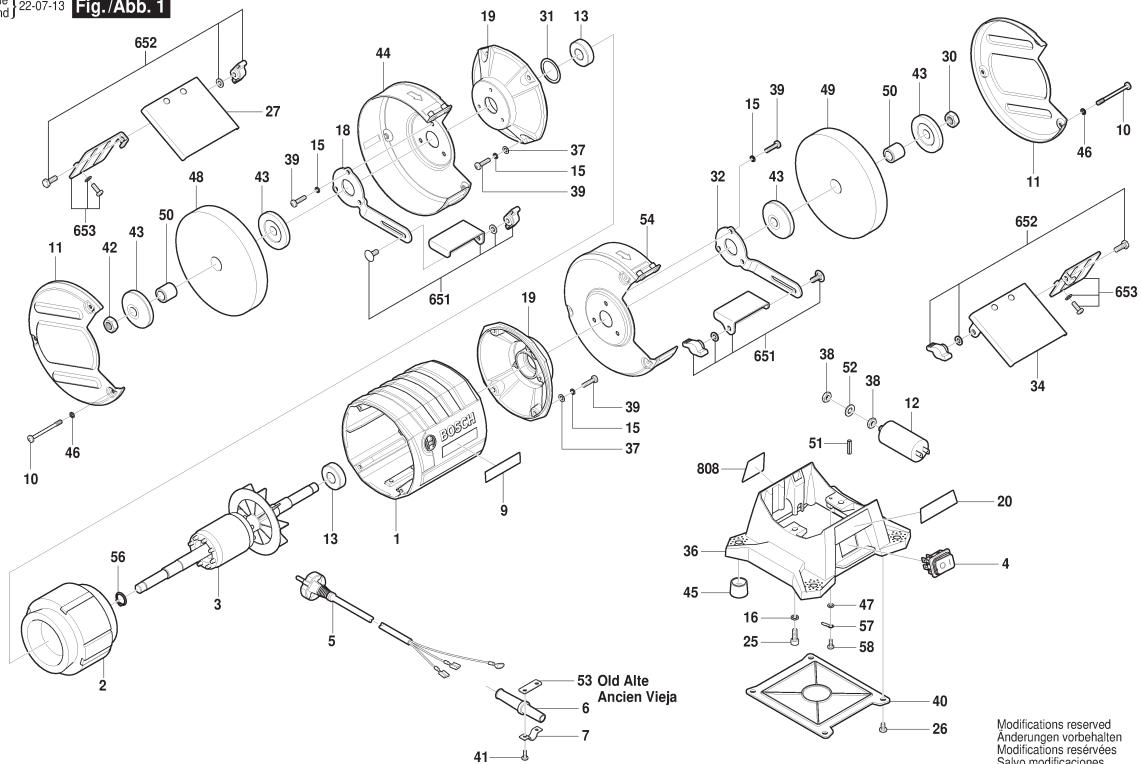
1 / 2

Model: 3 601 B7A 3F0 = 230									
Item	Pc	Order no.	Description	LP in INR	Item	Pc	Order no.	Description	LP in INR
1	1	1 619 PB1 466	Motor Housing .	1.336,00	36	1	1 619 PB1 534	Base .	715,00
2	1	1 619 PB1 468	Field assembly .	3.047,00	37	8	1 619 PB1 536	Plain Washer .	40,00
3	1	1 619 PB1 470	Armature .	1.961,00	38	2	1 619 PB1 537	Hex thin nut .	40,00
4	1	1 619 PB1 472	Switch .	251,00	39	14	1 619 PB1 538	Screw .	40,00
5	1	1 619 PB1 474	Power supply cord .	440,00	40	1	1 619 PB1 539	Base Plate .	66,00
6	1	1 619 PB1 480	Grommet .	65,00	41	2	1 619 PB1 541	Pan head screw .	40,00
7	1	1 619 PB1 481	Clip .	40,00	42	1	1 619 PB1 542	Hex Nut .	41,00
9	1	1 619 PB1 498	Manufacturer's nameplate		43	4	1 619 PB1 543	Clamping Flange .	191,00
10	6	1 619 PB1 500	Screw .	31,00	44	1	1 619 PB1 545	Protective Cover .	468,00
11	2	1 619 PB1 502	Lateral Guard .	487,00	45	4	1 619 PB1 547	Supporting foot .	74,00
12	1	1 619 PB1 504	Suppression Capacitor .	309,00	46	6	1 619 PB1 548	Spring Washer .	40,00
13	2	1 619 PB1 506	groove ball bearing .	216,00	47	1	1 619 PB1 549	Toothed lock washer .	40,00
15	14	1 619 PB1 508	Spring Washer .	40,00	48	1	1 619 PB1 446	Grinding Wheel 150 MM	411,00
16	2	1 619 PB1 509	Spring Washer .	40,00	49	1	1 619 PB1 448	Grinding Wheel 150 MM	411,00
18	1	1 619 PB1 511	Support Plate .	123,00	50	1	1 619 PB1 550	Reduction Sleeve .	64,00
19	2	1 619 PB1 513	End Shield .	608,00	51	1	1 619 PB1 552	Terminal Screw .	55,00
20	1	1 619 PB1 515	Warning Label .		52	1	1 619 PB1 553	Toothed lock washer .	40,00
25	2	1 619 PB1 521	Screw .	40,00	53	1	1 619 PB1 554	Support Plate .	40,00
26	4	1 619 PB1 522	Pan head screw .	40,00	54	1	1 619 PB1 555	Protective Cover .	468,00
27	1	1 619 PB1 523	Protective Glass .	103,00	56	1	1 619 PB1 558	Spacer Ring .	40,00
30	1	1 619 PB1 526	Hex Nut .	41,00	57	1	1 619 PB1 668	Spring Washer .	40,00
31	1	1 619 PB1 527	Corrugated Washer .	40,00	58	1	1 619 PB1 780	Pan head screw .	40,00
32	1	1 619 PB1 529	Support Plate .	123,00	651	1	1 619 PB1 781	Support Plate .	480,00
34	1	1 619 PB1 532	Protective Glass .	103,00	652	1	1 619 PB1 782	Screw .	103,00

Please observe: Repairing, modifying and testing of electro-tools are to be performed professionally. The safety regulations according to IEC, EN, VDE, AFNOR and other regulations of the individual countries are to be observed. Subject to change.

This price list supersedes all previous edition. Prices are subjected to change without any prior notice.

3 601 B7A 300
Issue } 22-07-13
Stand }

Fig./Abb. 1

Modifications reserved
Änderungen vorbehalten
Modifications réservées
Salvo modificaciones

2 / 2

Model: 3 601 B7A 3F0 = 230

[illegible][illegible]

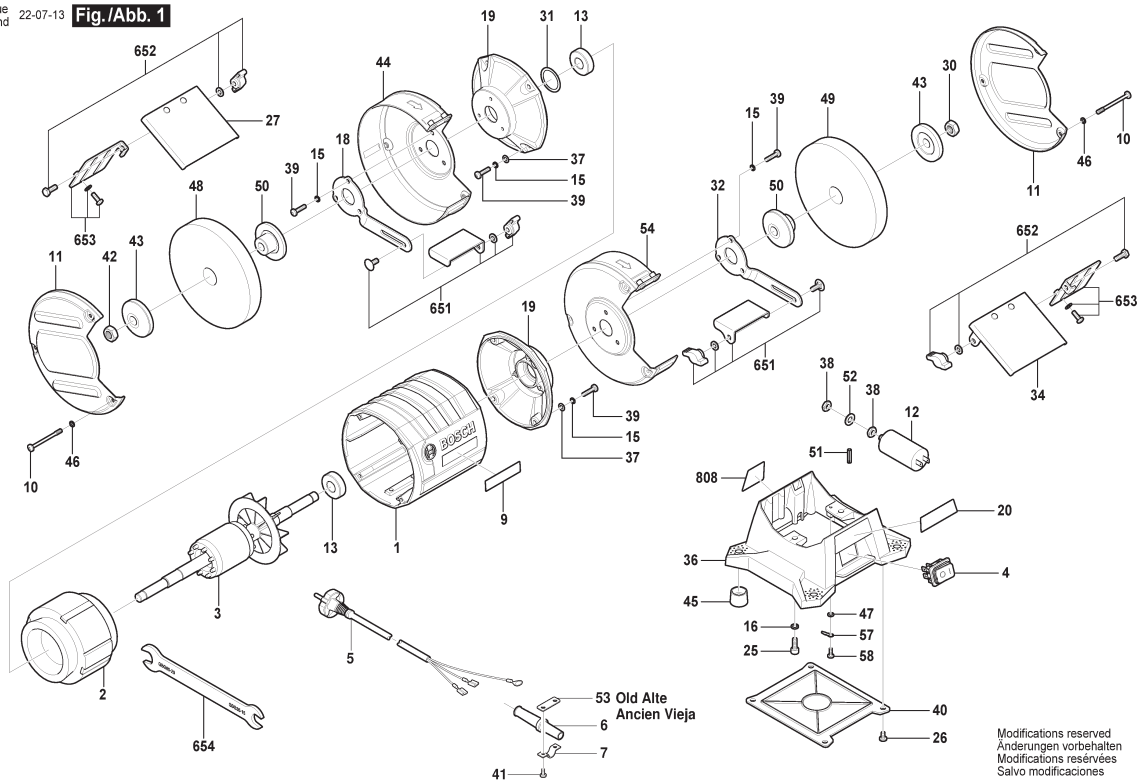
Please observe: Repairing, modifying and testing of electro-tools are to be performed professionally. The safety regulations according to IEC, EN, VDE, AFNOR and other regulations of the individual countries are to be observed. Subject to change.

This price list supersedes all previous edition. Prices are subjected to change without any prior notice.

 BOSCH Power Tools	Bench Grinder	Model GBG 60-20 3 601 B7A 4F0 BO
---	----------------------	---

3 601 B7A 400
Issue
Stand 22-07-13

Fig./Abb. 1



1 / 2

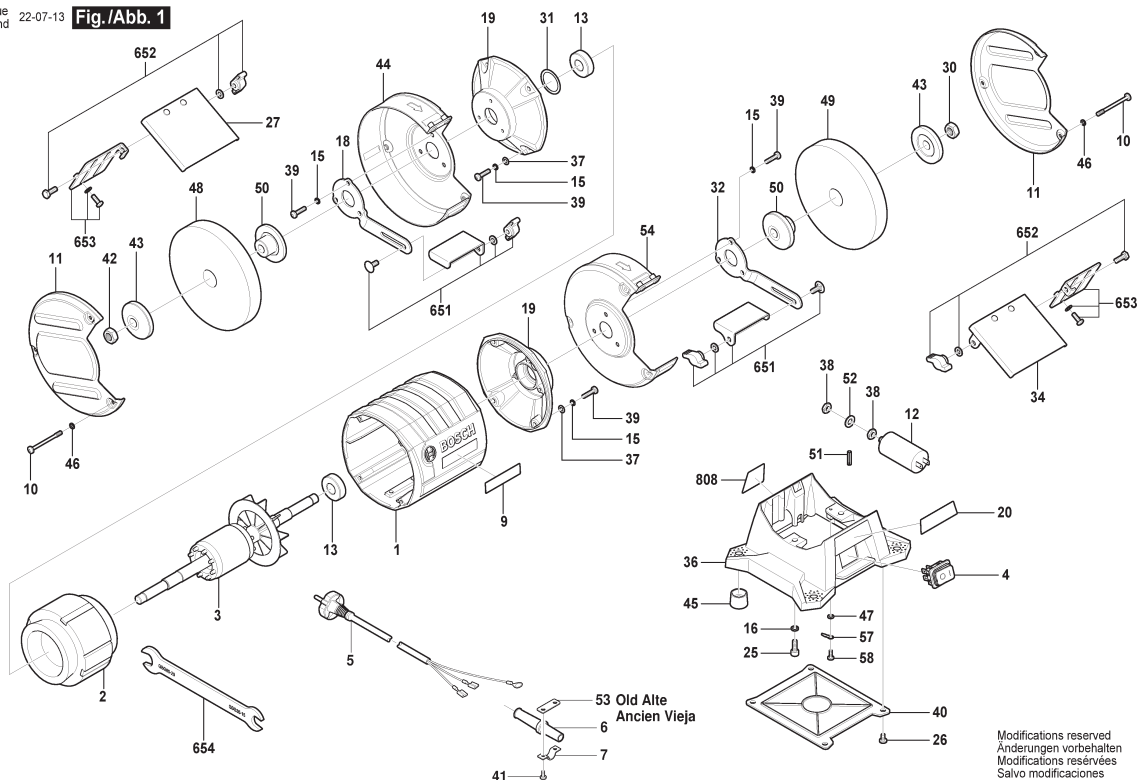
Model: 3 601 B7A 4F0 = 220	
----------------------------	--

Item	Pc	Order no.	Description	LP in INR	Item	Pc	Order no.	Description	LP in INR
1	1	1 619 PB1 467	Motor Housing .	1.634,00	36	1	1 619 PB1 535	Base .	989,00
2	1	1 619 PB1 469	Field assembly .	5.443,00	37	8	1 619 PB1 536	Plain Washer .	40,00
3	1	1 619 PB1 471	Armature .	3.266,00	38	2	1 619 PB1 537	Hex thin nut .	40,00
4	1	1 619 PB1 472	Switch .	251,00	39	14	1 619 PB1 538	Screw .	40,00
5	1	1 619 PB1 474	Power supply cord .	440,00	40	1	1 619 PB1 540	Base Plate .	114,00
6	1	1 619 PB1 480	Grommet .	65,00	41	2	1 619 PB1 541	Pan head screw .	40,00
7	1	1 619 PB1 481	Clip .	40,00	42	1	1 619 PB1 542	Hex Nut .	41,00
9	1	1 619 PB1 499	Manufacturer's nameplate		43	2	1 619 PB1 544	Clamping Flange .	405,00
10	6	1 619 PB1 501	Screw .	40,00	44	1	1 619 PB1 546	Protective Cover .	824,00
11	2	1 619 PB1 503	Lateral Guard .	1.014,00	45	4	1 619 PB1 547	Supporting foot .	74,00
12	1	1 619 PB1 505	Suppression Capacitor .	414,00	46	6	1 619 PB1 548	Spring Washer .	40,00
13	2	1 619 PB1 507	groove ball bearing .	236,00	47	1	1 619 PB1 549	Toothed lock washer .	40,00
15	14	1 619 PB1 508	Spring Washer .	40,00	48	1	1 619 PB1 447	Grinding Wheel 200MM	1.080,00
16	2	1 619 PB1 509	Spring Washer .	40,00	49	1	1 619 PB1 449	Grinding Wheel 200MM	1.080,00
18	1	1 619 PB1 512	Support Plate .	173,00	50	1	1 619 PB1 551	Clamping Flange .	609,00
19	2	1 619 PB1 514	End Shield .	939,00	51	1	1 619 PB1 552	Terminal Screw .	55,00
20	1	1 619 PB1 516	Warning Label .		52	1	1 619 PB1 553	Toothed lock washer .	40,00
25	2	1 619 PB1 521	Screw .	40,00	53	1	1 619 PB1 554	Support Plate .	40,00
26	4	1 619 PB1 522	Pan head screw .	40,00	54	1	1 619 PB1 556	Protective Cover .	844,00
27	1	1 619 PB1 523	Protective Glass .	103,00	57	1	1 619 PB1 668	Spring Washer .	40,00
30	1	1 619 PB1 526	Hex Nut .	41,00	58	1	1 619 PB1 780	Pan head screw .	40,00
31	1	1 619 PB1 528	Corrugated Washer .	40,00	651	1	1 619 PB1 781	Support Plate .	480,00
32	1	1 619 PB1 530	Support Plate .	161,00	652	1	1 619 PB1 782	Screw .	103,00
34	1	1 619 PB1 532	Protective Glass .	103,00	653	1	1 619 PB1 783	Guard Plate .	238,00

Please observe: Repairing, modifying and testing of electro-tools are to be performed professionally. The safety regulations according to IEC, EN, VDE, AFNOR and other regulations of the individual countries are to be observed. Subject to change.

This price list supersedes all previous edition. Prices are subjected to change without any prior notice.

3 601 B7A 400
Issue 22-07-1
Stand

Fig./Abb. 1

2/2

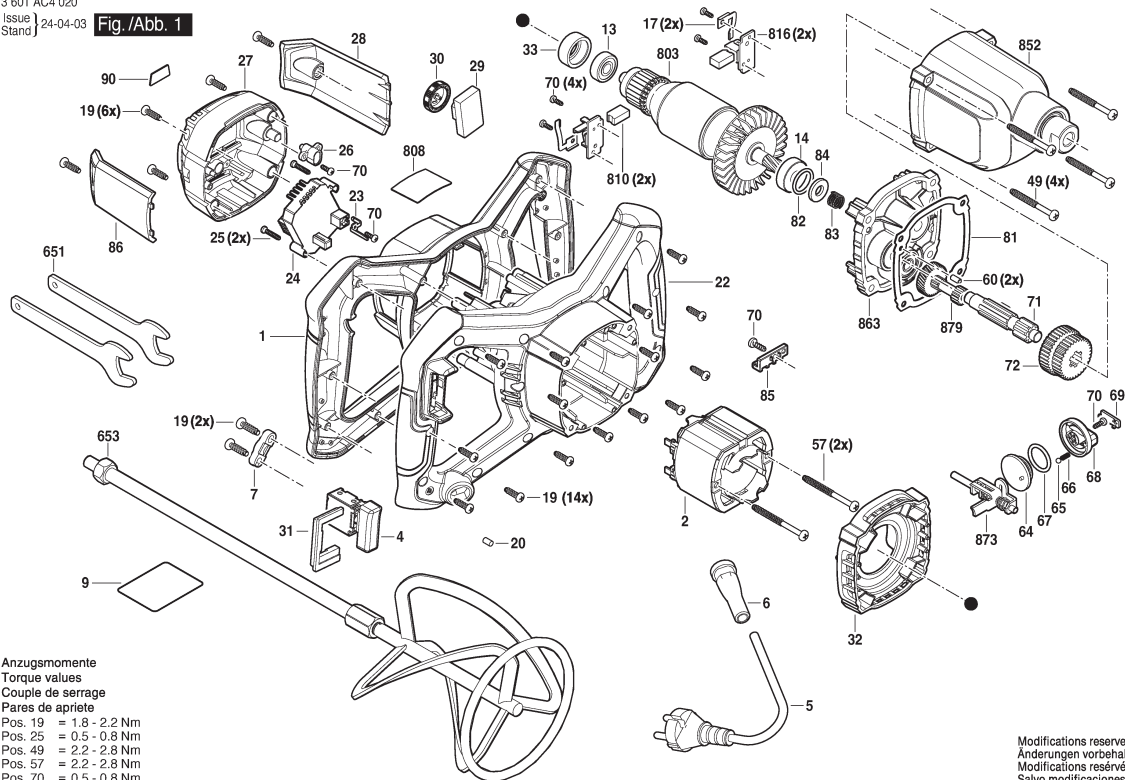
[illegible]

Please observe: Repairing, modifying and testing of electro-tools are to be performed professionally. The safety regulations according to IEC, EN, VDE, AFNOR and other regulations of the individual countries are to be observed. Subject to change.

This price list supersedes all previous edition. Prices are subjected to change without any prior notice.

3 601 AC4 020
Issue
Stand 24-04-03

Fig./Abb. 1



Anzugsmomente
Torque values
Couple de serrage
Pares de apriete
Pos. 19 = 1.8 - 2.2 Nm
Pos. 25 = 0.5 - 0.8 Nm
Pos. 49 = 2.2 - 2.8 Nm
Pos. 57 = 2.2 - 2.8 Nm
Pos. 70 = 0.5 - 0.8 Nm

Modifications reserved
Änderungen vorbehalten
Modificaciones reservadas
Salvo modificaciones

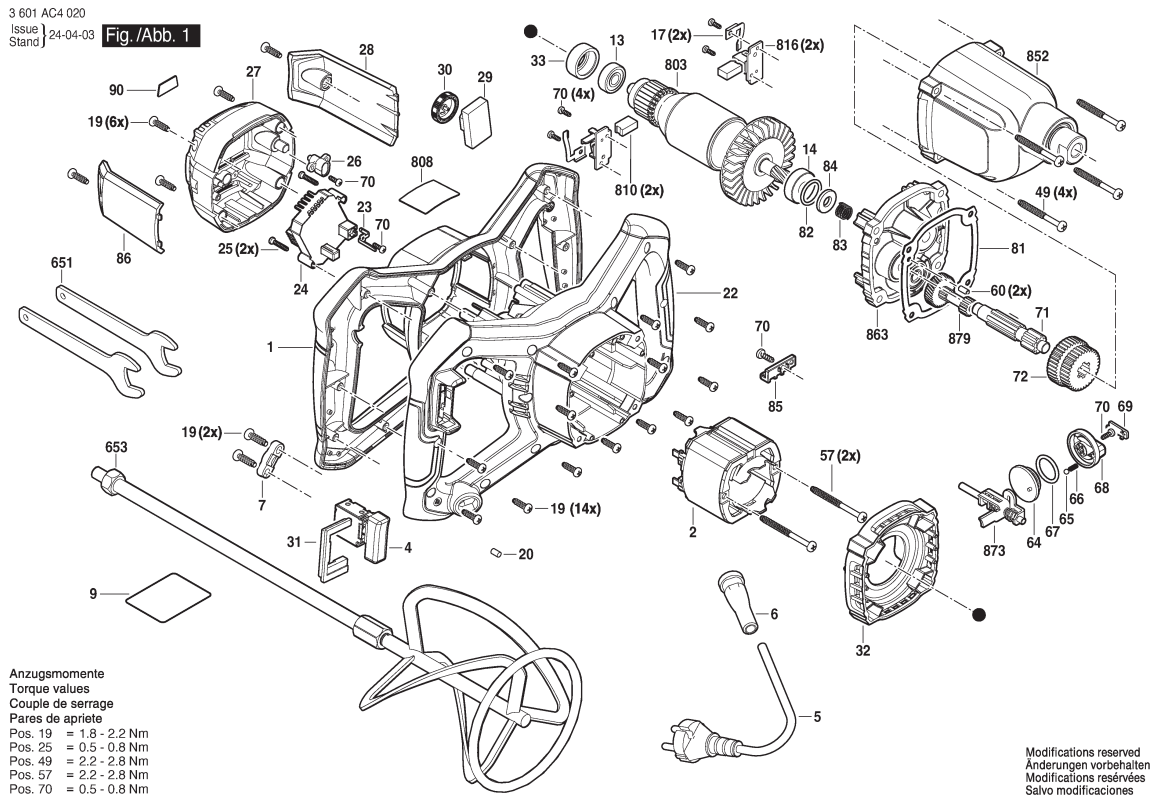
1 / 2

Model: 3 601 AC4 0F0 = 230

Item	Pc	Order no.	Description	LP in INR	Item	Pc	Order no.	Description	LP in INR
1	1	1 619 PC1 773	Motor Housing .	420,00	49	4	1 619 PC1 720	Tapping Screw .	25,00
2	1	1 619 PC1 766	Field .	649,00	57	2	1 619 PC1 765	Tapping Screw .	26,00
4	1	1 619 PC1 775	On-Off Switch .	218,00	60	2	1 619 PC1 731	Straight Pin .	25,00
5	1	1 619 PC1 770	Power supply cord .		64	1	1 619 PC1 736	Shift Plate .	25,00
6	1	1 619 PC1 771	Grommet .	25,00	65	1	1 619 PC1 737	Ball .	25,00
7	1	1 619 PC1 776	Cable Clip .	25,00	66	1	1 619 PC1 738	Spring .	25,00
9	1	1 619 PC1 796	Manufacturer's nameplate		67	1	1 619 PC1 739	O-Ring .	25,00
13	1	1 619 PC1 762	Ball Bearing .	77,00	68	1	1 619 PC1 740	Shift-Lever Knob .	25,00
14	1	1 619 PC1 758	Ball Bearing .	77,00	69	1	1 619 PC1 741	Cover Plate .	25,00
17	2	1 619 PS0 917	Shaped Spring .		70	8	1 619 PC1 742	Tapping Screw .	40,00
19	23	1 619 PC1 772	Tapping Screw .	101,00	71	1	1 619 PC1 743	Toothed Shaft .	190,00
20	1	1 619 PC2 590	Rubber Bar .	26,00	72	1	1 619 PC1 744	Toothed Gear .	230,00
22	1	1 619 PC1 783	Handle Cover .	497,00	81	1	1 619 PC1 753	Sealing Plate .	26,00
23	1	1 619 PC1 784	Shaped Spring .	25,00	82	1	1 619 PC1 754	O-Ring .	26,00
24	1	1 619 PC1 126	Printed Circuit Board .	879,00	83	1	1 619 PC1 755	Spring .	26,00
25	2	1 619 PC1 786	Tapping Screw .	26,00	84	1	1 619 PC1 756	Felt seal ring .	26,00
26	1	1 619 PC1 787	Indicator cover .	26,00	85	1	1 619 PC1 779	Cable Clip .	40,00
27	1	1 619 PC1 788	Housing Cover .	129,00	86	1	1 619 PC1 790	Protective Cover .	40,00
28	1	1 619 PC1 789	Protective Cover .	26,00	90	1	1 619 PC1 932	Warning Label .	
29	1	1 619 PC1 777	Potentiometer .	42,00	651	2	1 619 PC1 797	Assembly Wrench .	56,00
30	1	1 619 PC1 778	Thumbwheel .	26,00	653	1	1 619 PC1 798	Mixer Attachment .	919,00
31	1	1 619 PC1 774	Spacer .	25,00	803	1	1 619 PC1 757	Armature set .	1.397,00
32	1	1 619 PC1 764	Air-Deflector Ring .	40,00	808	1	1 619 PC1 795	Nameplate .	
33	1	1 619 PC1 763	Rubber Ring .	26,00	810	1	1 619 PC2 022	Carbon-Brush Set .	64,00

Please observe: Repairing, modifying and testing of electro-tools are to be performed professionally. The safety regulations according to IEC, EN, VDE, AFNOR and other regulations of the individual countries are to be observed. Subject to change.

This price list supersedes all previous edition. Prices are subjected to change without any prior notice.

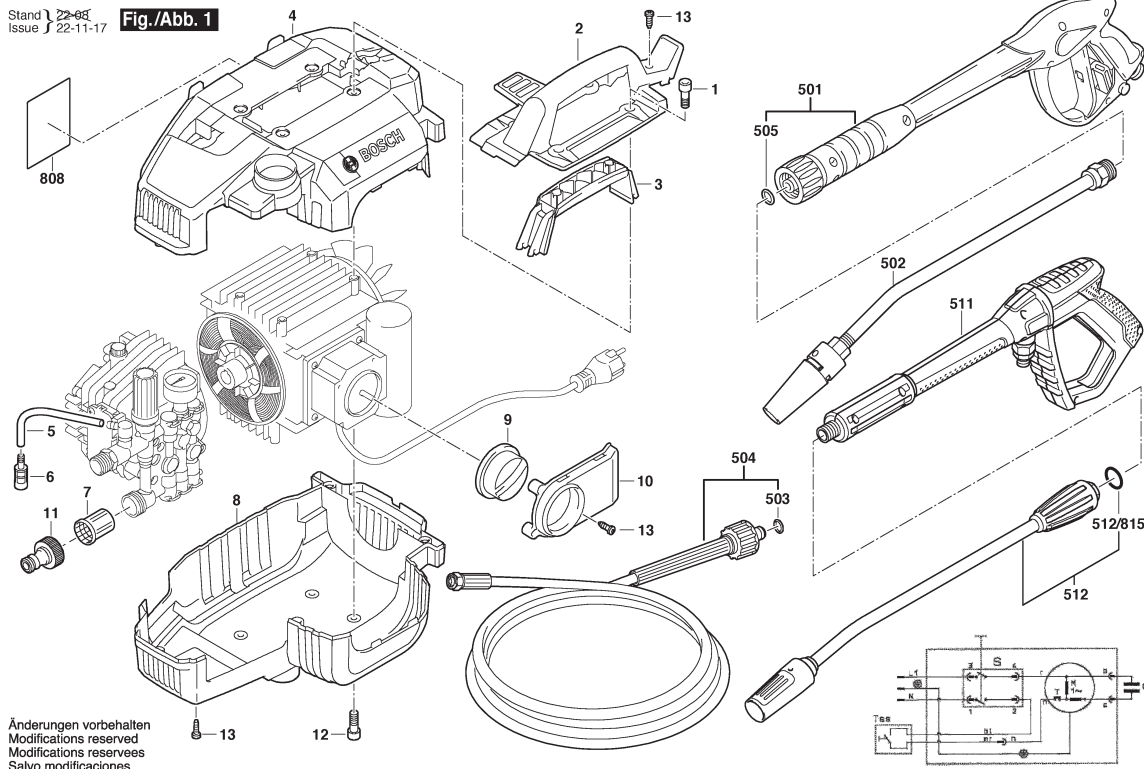
[illegible]

Please observe: Repairing, modifying and testing of electro-tools are to be performed professionally. The safety regulations according to IEC, EN, VDE, AFNOR and other regulations of the individual countries are to be observed. Subject to change.

This price list supersedes all previous edition. Prices are subjected to change without any prior notice.

3 600 J10 0F0
Stand 22-06
Issue 22-11-17

Fig./Abb. 1



Änderungen vorbehalten
Modifications reserved
Modificaciones reservadas
Salvo modificaciones

1 / 3

Model: 3 600 J10 0F0 = 220

Item	Pc	Order no.	Description	LP in INR	Item	Pc	Order no.	Description	LP in INR
1	4	F 016 L72 000	Screw .	43,00	112	2	F 016 L72 024	Plug .	254,00
2	1	F 016 L72 001	Handle .	343,00	113	6	F 016 L72 025	Retaining clip .	116,00
3	1	F 016 L72 002	Cover .	355,00	114	4	F 016 L72 026	Screw .	43,00
4	1	F 016 L72 003	Housing .	576,00	115	1	F 016 L72 027	Plug .	169,00
5	1	F 016 L72 004	Hose .	194,00	116	1	F 016 L72 028	Nipple .	111,00
6	1	F 016 L72 005	Filter .	155,00	117	1	F 016 L72 029	Plug .	448,00
7	1	F 016 L73 591	Filter .	70,00	118	1	F 016 L72 030	O-Ring .	67,00
8	1	F 016 L72 007	Housing .	576,00	119	1	F 016 L72 031	Piston .	691,00
9	1	F 016 L72 008	Knob .	201,00	120	1	F 016 L72 032	Piston .	634,00
10	1	F 016 L72 009	Safety Cover .	371,00	121	1	F 016 L72 033	O-Ring .	67,00
11	1	F 016 L72 010	Hose Coupling .	135,00	122	1	F 016 L72 030	O-Ring .	67,00
12	4	F 016 L72 011	Screw .	36,00	123	1	F 016 L72 034	Spacer Ring .	92,00
13	7	F 016 L72 012	Screw .	43,00	124	1	F 016 L72 035	O-Ring .	43,00
101	1	F 016 F04 380	Adapter .	565,00	125	1	F 016 L72 014	O-Ring .	67,00
102	1	F 016 L72 014	O-Ring .	67,00	126	1	F 016 L72 036	Piston Guide .	768,00
103	1	F 016 L72 015	Injector .	602,00	127	1	F 016 L72 037	Wobble Plate .	188,00
104	2	F 016 L72 016	O-Ring .	67,00	128	1	F 016 L72 038	Spring .	173,00
105	1	F 016 L72 017	Spring .	239,00	129	1	F 016 L72 039	Wobble Plate .	107,00
106	1	F 016 L72 018	Valve Insert .	531,00	130	1	F 016 L72 040	Pin .	57,00
107	1	F 016 L72 019	O-Ring .	31,00	131	1	F 016 L72 041	Insert .	724,00
108	1	F 016 L72 020	Pump head .	3.886,00	132	1	F 016 L72 042	Plug .	43,00
109	6	F 016 L72 021	Valve .	215,00	133	1	F 016 L72 043	Nut .	43,00
110	1	F 016 L72 022	O-Ring .	43,00	134	1	F 016 L72 044	Plug .	697,00
111	6	F 016 L72 023	O-Ring .	43,00	135	1	F 016 L72 045	Pressure gauge .	760,00

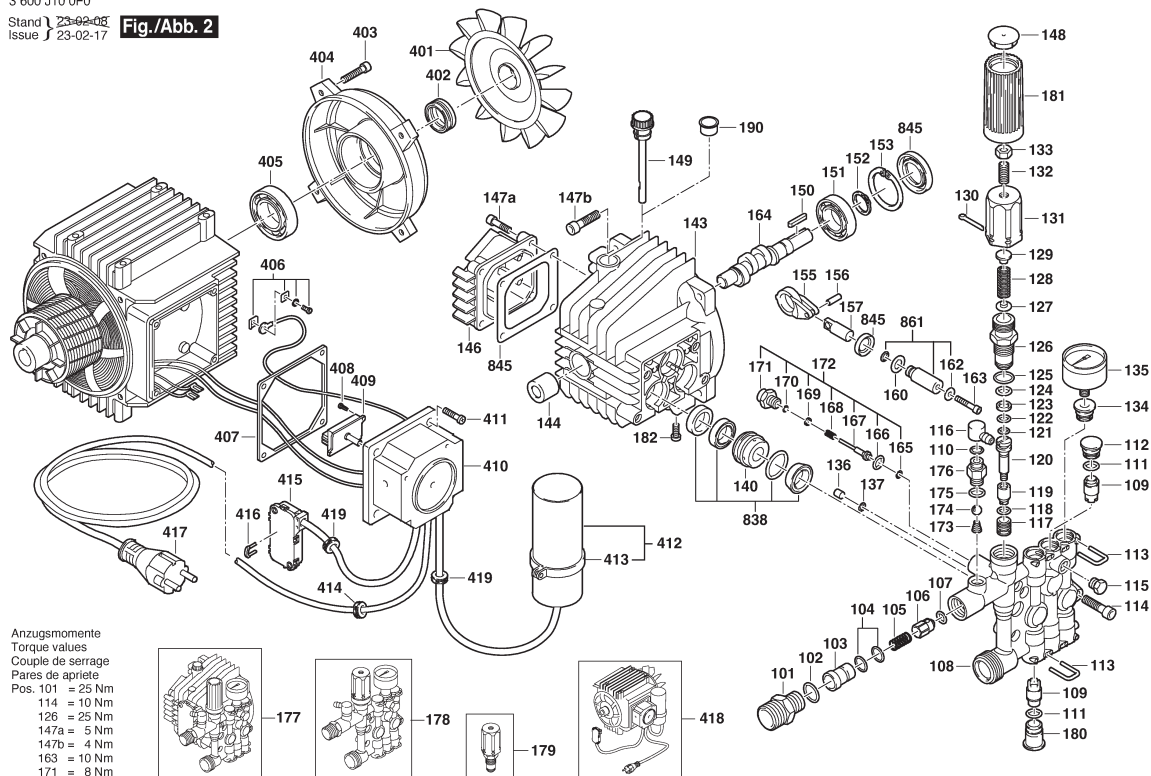
Please observe: Repairing, modifying and testing of electro-tools are to be performed professionally. The safety regulations according to IEC, EN, VDE, AFNOR and other regulations of the individual countries are to be observed. Subject to change.

This price list supersedes all previous edition. Prices are subjected to change without any prior notice.

3 600 J10 0F0

Stand 23-02-06
Issue 23-02-17

Fig./Abb. 2



2 / 3

Model: 3 600 J10 0F0 = 220

Item	Pc	Order no.	Description	LP in INR	Item	Pc	Order no.	Description	LP in INR
136	1	F 016 L72 046	Plug .	216,00	168	1	F 016 L72 067	Spring .	119,00
137	1	F 016 L72 047	O-Ring .	43,00	169	1	F 016 L72 068	Plain Washer .	66,00
140	3	F 016 L72 048	Piston Guide .	246,00	170	1	F 016 L72 069	O-Ring .	43,00
143	1	F 016 L72 049	Pump unit .	2.191,00	171	1	F 016 L72 070	Adapter .	290,00
144	1	F 016 L72 050	Bushing .	451,00	172	1	F 016 L72 071	Adapter .	705,00
146	1	F 016 L72 051	Cover .	504,00	173	1	F 016 L72 072	Spring .	43,00
147	8	F 016 L72 052	Screw .	34,00	174	1	F 016 L72 073	Ball .	43,00
148	1	F 016 L72 053	Plug .	66,00	175	1	F 016 L72 074	O-Ring .	43,00
149	1	F 016 L72 054	Plug .	453,00	176	1	F 016 L72 075	Adapter .	510,00
150	1	F 016 L72 055	Key .	91,00	177	1	F 016 F04 328	Pump .	14.652,00
151	1	F 016 L72 056	Ball Bearing .	416,00	178	1	F 016 F04 329	Pump head .	9.001,00
152	1	F 016 L72 057	Retaining ring .	43,00	179	1	F 016 F04 330	Valve .	1.771,00
153	1	F 016 L72 058	Retaining ring .	119,00	180	3	F 016 L72 076	Plug .	332,00
155	3	F 016 L72 059	Connecting Rod .	259,00	181	1	F 016 L72 077	Rotary Handle .	118,00
156	3	F 016 L72 060	Pin .	66,00	182	1	F 016 L72 078	Screw .	30,00
157	3	F 016 L72 061	Pin .	524,00	190	1	1 619 PB2 107	Plug .	51,00
160	1	F 016 F04 356	Washer .	71,00	401	1	F 016 L72 079	Fan .	211,00
162	3	F 016 L72 062	Plain Washer .	42,00	402	1	F 016 L72 080	Seal .	57,00
163	3	F 016 L72 063	Screw .	91,00	403	4	F 016 L72 081	Screw .	36,00
164	1	F 016 L72 691	Crankshaft .		404	1	F 016 L72 082	Cover .	616,00
164	1	F 016 L72 064	Crankshaft .	1.030,00	405	1	F 016 L72 083	Ball Bearing .	608,00
165	1	F 016 L72 065	O-Ring .	43,00	406	1	F 016 L72 084	Clamp .	122,00
166	1	F 016 L72 030	O-Ring .	67,00	407	1	F 016 L72 085	Seal .	91,00
167	1	F 016 L72 066	Pin .	377,00	408	2	F 016 L72 086	Screw .	36,00

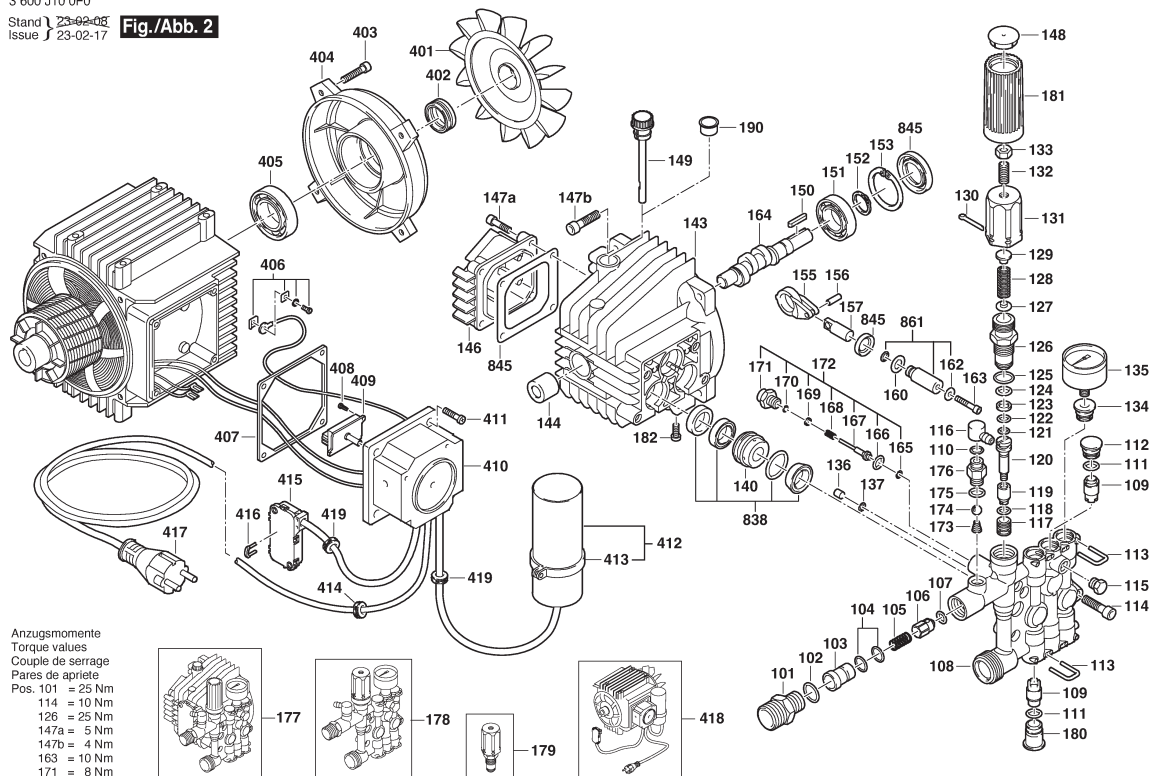
Please observe: Repairing, modifying and testing of electro-tools are to be performed professionally. The safety regulations according to IEC, EN, VDE, AFNOR and other regulations of the individual countries are to be observed. Subject to change.

This price list supersedes all previous edition. Prices are subjected to change without any prior notice.

3 600 J10 0F0

Stand 23-02-06
Issue 23-02-17

Fig./Abb. 2



3 / 3

Model: 3 600 J10 0F0 = 220

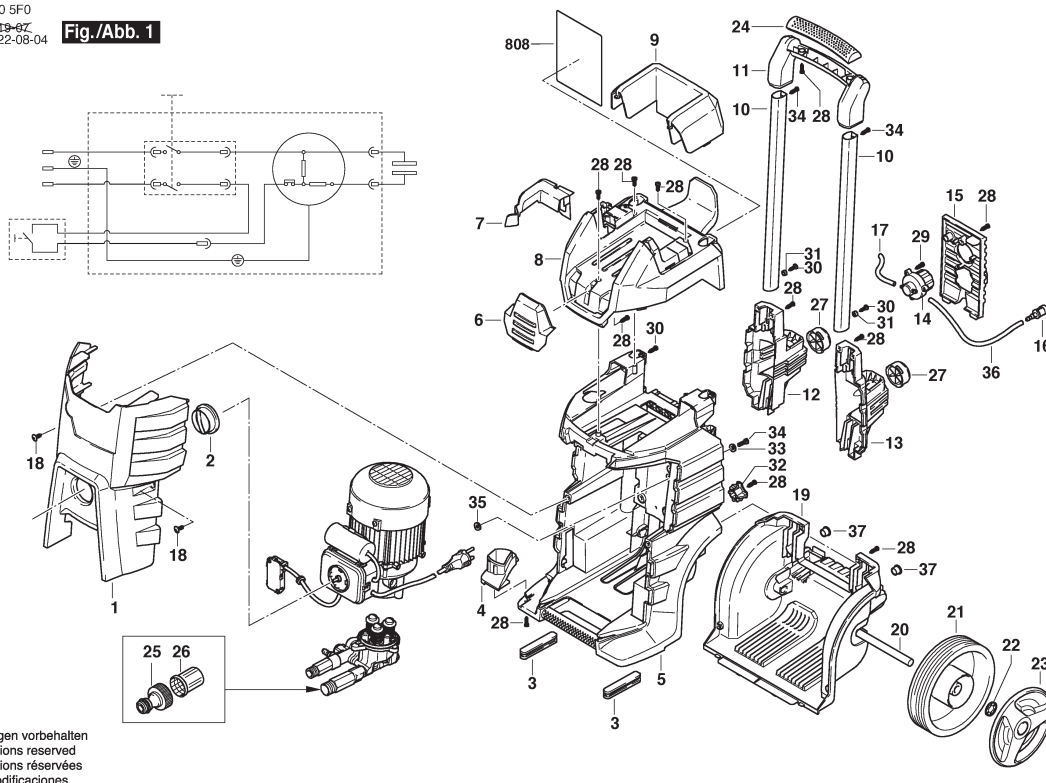
Item	Pc	Order no.	Description	LP in INR	Item	Pc	Order no.	Description	LP in INR
409	1	F 016 L72 087	Switch .	1.116,00	861	1	F 016 F04 322	Piston 3 STÜCK .	922,00
410	1	F 016 L72 088	Housing .	240,00					
411	4	F 016 L72 089	Screw .	36,00					
412	1	F 016 F06 013	Capacitor .	626,00					
413	1	F 016 F05 930	Clamp .						
414	1	F 016 L72 092	Grommet .	196,00					
415	1	F 016 L72 093	Electronic Module .	2.038,00					
416	1	F 016 L72 094	Clamp .	355,00					
417	1	F 016 F04 353	Power supply cord MAL	1.382,00					
417	1	F 016 L72 302	Power supply cord .						
418	1	F 016 F04 331	Motor .	12.768,00					
418	1	F 016 F04 495	Motor .						
419	2	F 016 L72 096	Grommet .	190,00					
501	1	F 016 L72 097	Trigger .	1.874,00					
502	1	F 016 L72 098	Wide Angle Nozzle .	1.500,00					
503	1	F 016 L72 099	O-Ring .	67,00					
504	1	F 016 F04 523	Hose .	4.634,00					
505	1	F 016 L72 101	O-Ring .	67,00					
511	1	F 016 L73 068	Trigger .	1.819,00					
512	1	F 016 F05 939	Wide Angle Nozzle .						
512/815	1	1 619 PB2 119	O-Ring 9,5X1,5 .	31,00					
808	1	F 016 F05 902	Nameplate .						
838	1	F 016 F04 320	Seal .	720,00					
845	1	F 016 F04 321	Seal .	475,00					

Please observe: Repairing, modifying and testing of electro-tools are to be performed professionally. The safety regulations according to IEC, EN, VDE, AFNOR and other regulations of the individual countries are to be observed. Subject to change.

This price list supersedes all previous edition. Prices are subjected to change without any prior notice.

3 600 J10 5F0
Stand 19-07
Issue 22-08-04

Fig./Abb. 1



Änderungen vorbehalten
Modifications reserved
Modifications réservées
Salvo modificaciones

1 / 4

Model: 3 600 J10 5F0 = 220

Item	Pc	Order no.	Description	LP in INR	Item	Pc	Order no.	Description	LP in INR
1	1	F 016 L73 277	Housing .	1.179,00	25	1	F 016 L72 010	Hose Coupling .	135,00
2	1	F 016 L72 008	Knob .	201,00	26	1	F 016 L73 591	Filter .	70,00
3	2	F 016 L73 028	Rubber Base .	397,00	27	2	F 016 L72 119	Rubber Base .	313,00
4	1	F 016 L73 029	Accessory Deposit .	316,00	28	15	F 016 L72 012	Screw .	43,00
5	1	F 016 L73 030	Housing .	2.946,00	29	3	F 016 L72 187	Screw .	36,00
6	1	F 016 L73 031	Cover .	307,00	30	4	F 016 L73 337	Retaining Screw .	62,00
7	1	F 016 L73 032	Hook .	366,00	31	2	F 016 L73 051	Plain Washer .	153,00
8	1	F 016 L73 033	Housing part .	1.547,00	32	1	F 016 L72 109	Grommet .	84,00
9	1	F 016 L73 034	Housing part .	738,00	33	4	F 016 L72 120	Plain Washer .	103,00
10	2	F 016 L73 336	Rod .	690,00	34	6	F 016 L73 711	Screw .	31,00
11	1	F 016 L73 036	Handle .	719,00	35	4	F 016 L73 100	Vibration Damper .	119,00
12	1	F 016 L73 037	Accessory Deposit .	581,00	36	1	F 016 L73 338	Suction Pipe .	162,00
13	1	F 016 L73 038	Accessory Deposit .	605,00	37	1	F 016 L73 278	Plug .	84,00
14	1	F 016 L73 039	Adjustment Knob .	397,00	101	1	F 016 L72 124	Plug .	299,00
15	1	F 016 L73 040	Cover Plate .	523,00	102	1	F 016 L73 054	Pump head .	3.014,00
16	1	F 016 L73 041	Water filter .	325,00	103	3	F 016 L72 126	Screw .	86,00
17	1	F 016 L73 239	Suction Pipe .	124,00	104	1	F 016 L72 035	O-Ring .	43,00
18	2	F 016 L73 053	Screw .	84,00	105	1	F 016 F04 381	Adapter .	794,00
19	1	F 016 L73 044	Housing .	2.142,00	106	6	F 016 L72 014	O-Ring .	67,00
20	1	F 016 F06 339	Wheel Shaft .		107	1	F 016 F04 382	Adapter .	760,00
21	2	F 016 F06 297	Wheel .		108	1	F 016 L73 055	O-Ring .	45,00
22	2	F 016 L73 047	Plain Washer .	113,00	109	6	F 016 L72 129	Valve .	429,00
23	2	F 016 F06 298	Cover .		110	6	F 016 L72 130	Seal .	130,00
24	1	F 016 L72 122	Safety Cover .	424,00	111	3	F 016 L72 131	O-Ring .	67,00

Please observe: Repairing, modifying and testing of electro-tools are to be performed professionally. The safety regulations according to IEC, EN, VDE, AFNOR and other regulations of the individual countries are to be observed. Subject to change.

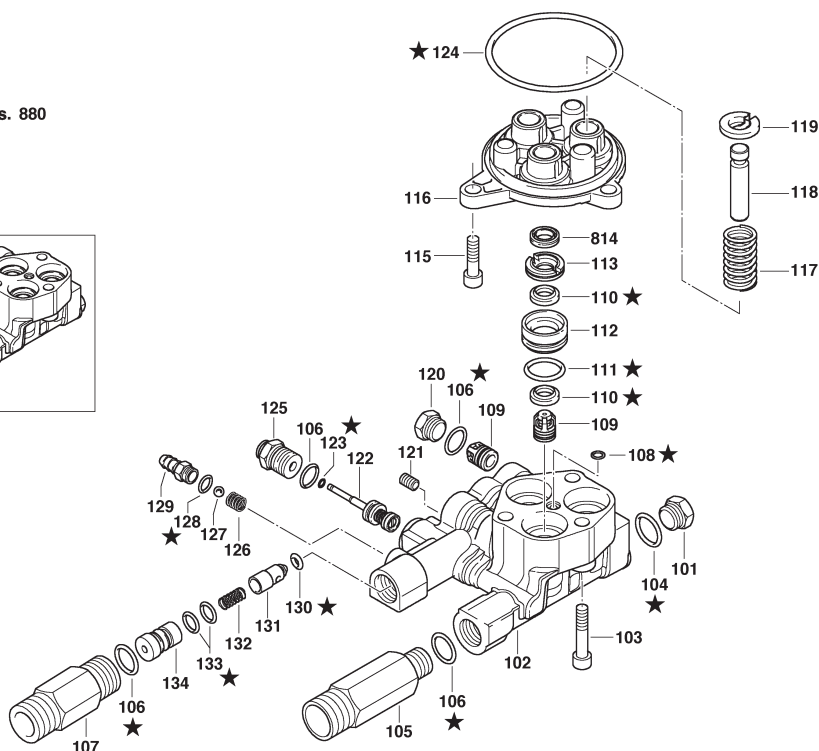
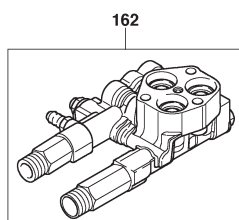
This price list supersedes all previous edition. Prices are subjected to change without any prior notice.

 BOSCH Power Tools	High Pressure Cleaner	Model GHP 5-65 3 600 J10 5F0 BO
---	------------------------------	--

3 600 J10 5F0
Stand 15-82
Issue 18-04-27

Fig./Abb. 2

★ = Pos. 880



Änderungen vorbehalten
Modifications reserved
Modifications réservées
Salvo modificaciones

2 / 4

Model: 3 600 J10 5F0 = 220

Item	Pc	Order no.	Description	LP in INR	Item	Pc	Order no.	Description	LP in INR
112	3	F 016 L72 132	Bushing .	564,00	402	1	F 016 L72 145	Wobble Plate .	909,00
113	3	F 016 L72 133	Bushing .	309,00	403	1	F 016 L72 146	Ball Bearing .	611,00
115	3	F 016 L72 134	Screw .	108,00	404	1	F 016 L73 063	Rotary shaft lip seal .	213,00
116	1	F 016 L73 057	Piston Guide .	1.075,00	405	4	F 016 L72 148	Screw .	89,00
117	3	F 016 L72 136	Spring .	166,00	406	1	F 016 L73 064	Pump Housing .	2.047,00
118	1	F 016 F04 323	Piston 3 STÜCK .	808,00	407	1	F 016 L72 150	Ball Bearing .	556,00
119	3	F 016 L72 137	Wobble Plate .	111,00	408	1	F 016 L72 151	Cover .	855,00
120	3	F 016 L72 138	Plug .	321,00	409	1	F 016 L72 152	Seal .	91,00
121	1	F 016 L73 058	Screw .	535,00	410	1	F 016 L72 153	O-Ring .	67,00
122	1	F 016 L72 140	Spring .	1.957,00	411	1	F 016 L72 154	Fan .	343,00
123	1	F 016 L72 065	O-Ring .	43,00	412	1	F 016 L73 065	Air Duct .	547,00
124	1	F 016 L72 141	O-Ring .	92,00	413	2	F 016 L72 156	Plain Washer .	61,00
125	1	F 016 L72 142	Adapter .	777,00	414	2	F 016 L72 157	Screw .	38,00
126	1	F 016 L72 072	Spring .	43,00	415	1	F 016 L72 158	O-Ring .	61,00
127	1	F 016 L72 073	Ball .	43,00	416	1	F 016 L72 159	Housing .	505,00
128	1	F 016 L72 074	O-Ring .	43,00	417	1	F 016 L72 160	Plain Washer .	61,00
129	1	F 016 L72 143	Nipple .	309,00	418	3	F 016 L72 161	Screw .	38,00
130	1	F 016 L73 059	O-Ring .	118,00	419	1	F 016 L73 339	Cover .	315,00
131	1	F 016 L72 018	Valve Insert .	531,00	420	1	F 016 L72 087	Switch .	1.116,00
132	1	F 016 L72 017	Spring .	239,00	421	1	F 016 L72 092	Grommet .	196,00
133	2	F 016 L72 016	O-Ring .	67,00	422	1	F 016 L73 344	Power supply cord .	2.142,00
134	1	F 016 L72 015	Injector .	602,00	423	1	F 016 L72 163	O-Ring .	84,00
162	1	F 016 L73 060	Pump head .	6.717,00	424	1	F 016 F05 928	Condenser .	1.053,00
401	1	F 016 L72 144	Ball Bearing .	539,00	425	1	F 016 L73 364	Motor .	16.951,00

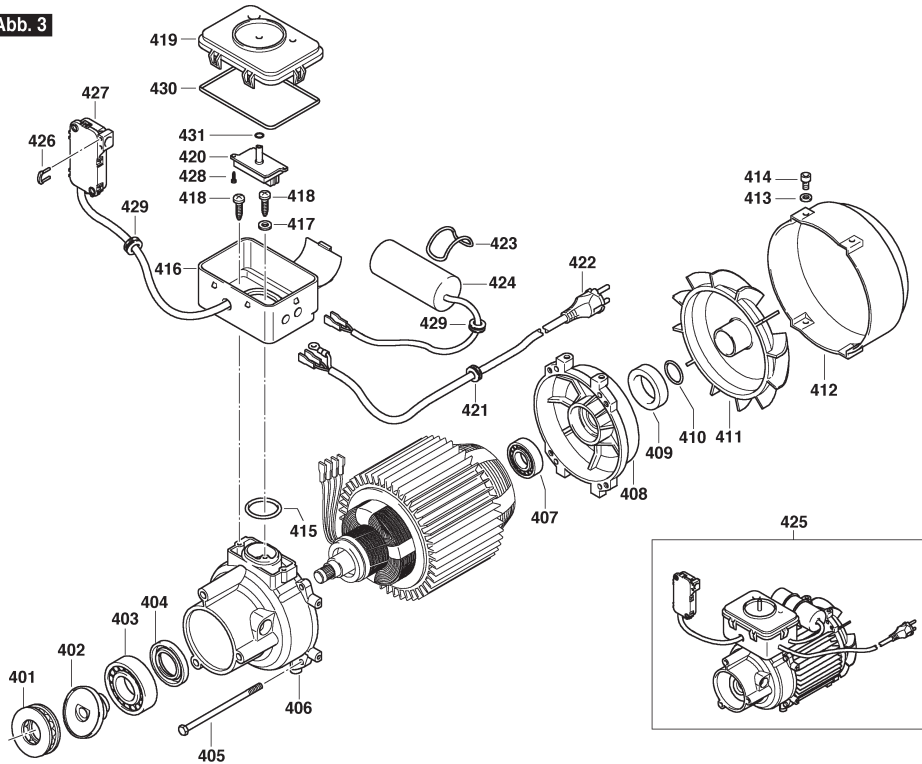
Please observe: Repairing, modifying and testing of electro-tools are to be performed professionally. The safety regulations according to IEC, EN, VDE, AFNOR and other regulations of the individual countries are to be observed. Subject to change.

This price list supersedes all previous edition. Prices are subjected to change without any prior notice.

 BOSCH Power Tools	High Pressure Cleaner	Model GHP 5-65 3 600 J10 5F0 BO
---	------------------------------	--

3 600 J10 5F0
Stand 13-62
Issue 18-04-20

Fig./Abb. 3



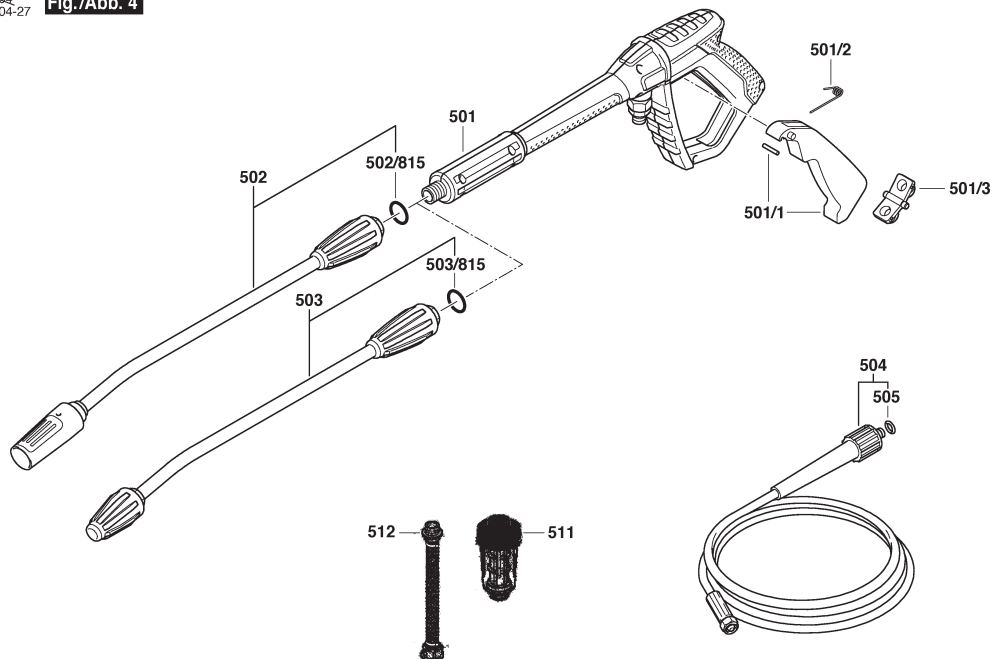
Änderungen vorbehalten
Modifications reserved
Modifications réservées
Salvo modificaciones

3 / 4

Model: 3 600 J10 5F0 = 220									
Item	Pc	Order no.	Description	LP in INR	Item	Pc	Order no.	Description	LP in INR
426	1	F 016 L72 094	Clamp .	355,00					
427	1	F 016 L73 067	Switch .	773,00					
428	2	F 016 L72 086	Screw .	36,00					
429	2	F 016 L72 092	Grommet .	196,00					
430	1	F 016 L72 260	O-Ring .	213,00					
431	1	F 016 L73 343	O-Ring .	49,00					
501	1	F 016 L73 068	Trigger .	1.819,00					
501/1	1	1 619 PA9 742	Trigger .	498,00					
501/2	1	1 619 PA9 743	Spring .	262,00					
501/3	1	1 619 PA9 744	Lock .	347,00					
502	1	F 016 L73 281	Wide Angle Nozzle .	2.250,00					
502/815	1	1 619 PB2 119	O-Ring 9,5X1,5 .	31,00					
503	1	F 016 L73 282	Roto Jet Fan Lance .	3.585,00					
503/815	1	1 619 PB2 119	O-Ring 9,5X1,5 .	31,00					
504	1	F 016 F04 523	Hose .	4.634,00					
505	1	F 016 L72 099	O-Ring .	67,00					
511	1	F 016 L73 351	Filter .	1.448,00					
512	1	F 016 L73 352	Hose .	1.239,00					
808	1	F 016 F05 911	Nameplate .	0,00					
814	1	F 016 F04 324	Seal .	520,00					
880	1	F 016 L73 387	Wear and Tear Part Set .	614,00					

Please observe: Repairing, modifying and testing of electro-tools are to be performed professionally. The safety regulations according to IEC, EN, VDE, AFNOR and other regulations of the individual countries are to be observed. Subject to change.
This price list supersedes all previous edition. Prices are subjected to change without any prior notice.

3 600 J10 5F0
Stand } ~~17-04~~
Issue } 18-04-27

Fig./Abb. 4

Änderungen vorbehalten
Modifications reserved
Modifications réservées
Salvo modificaciones

4 / 4

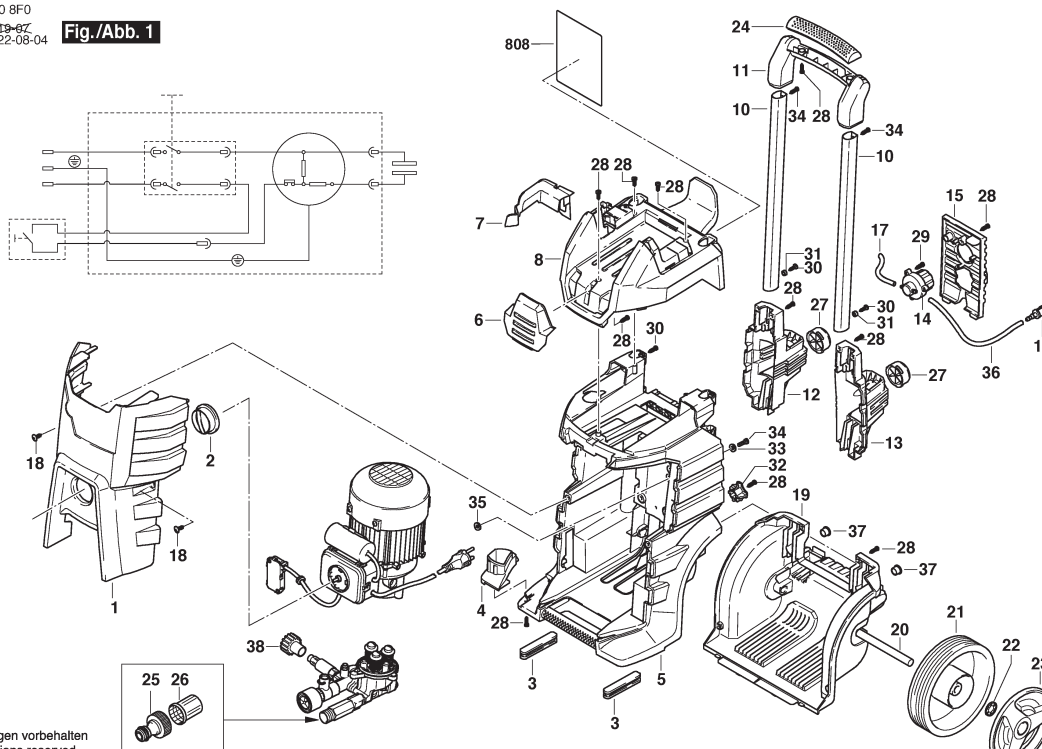
[illegible]

Please observe: Repairing, modifying and testing of electro-tools are to be performed professionally. The safety regulations according to IEC, EN, VDE, AFNOR and other regulations of the individual countries are to be observed. Subject to change.

This price list supersedes all previous edition. Prices are subjected to change without any prior notice.

3 600 J10 8F0
Stand 19-07
Issue 22-08-04

Fig./Abb. 1



Änderungen vorbehalten
Modifications reserved
Modifications réservées
Salvo modificaciones

1 / 5

Model: 3 600 J10 8F0 = 230

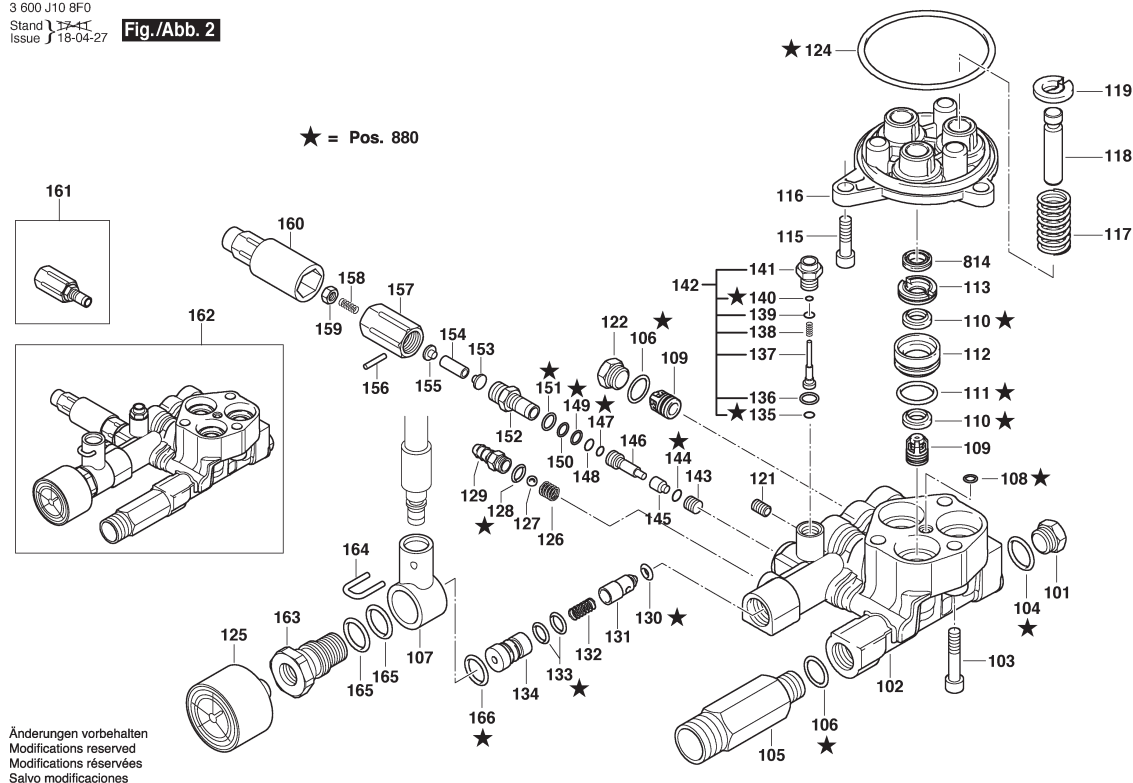
Item	Pc	Order no.	Description	LP in INR	Item	Pc	Order no.	Description	LP in INR
1	1	F 016 L73 329	Housing .	1.545,00	26	1	F 016 L73 591	Filter .	70,00
2	1	F 016 L72 008	Knob .	201,00	27	2	F 016 L72 119	Rubber Base .	313,00
3	2	F 016 L73 028	Rubber Base .	397,00	28	15	F 016 L72 012	Screw .	43,00
4	1	F 016 L73 029	Accessory Deposit .	316,00	29	3	F 016 L72 187	Screw .	36,00
5	1	F 016 L73 284	Housing .	2.856,00	30	4	F 016 L73 337	Retaining Screw .	62,00
6	1	F 016 L73 031	Cover .	307,00	31	2	F 016 L73 051	Plain Washer .	153,00
7	1	F 016 L73 032	Hook .	366,00	32	1	F 016 L72 109	Grommet .	84,00
8	1	F 016 L73 033	Housing part .	1.547,00	33	4	F 016 L72 120	Plain Washer .	103,00
10	2	F 016 L73 356	Rod .	707,00	34	6	F 016 L73 711	Screw .	31,00
11	1	F 016 L73 036	Handle .	719,00	35	4	F 016 L73 100	Vibration Damper .	119,00
12	1	F 016 L73 037	Accessory Deposit .	581,00	36	1	F 016 L73 338	Suction Pipe .	162,00
13	1	F 016 L73 038	Accessory Deposit .	605,00	37	1	F 016 L73 278	Plug .	84,00
14	1	F 016 L73 039	Adjustment Knob .	397,00	38	1	F 016 L72 169	Rotary Knob .	656,00
15	1	F 016 L73 040	Cover Plate .	523,00	39	4	F 016 L73 710	Screw .	38,00
16	1	F 016 L73 041	Water filter .	325,00	101	1	F 016 L72 124	Plug .	299,00
17	1	F 016 L73 239	Suction Pipe .	124,00	102	1	F 016 L72 170	Pump head .	6.909,00
18	2	F 016 L73 053	Screw .	84,00	103	3	F 016 L72 126	Screw .	86,00
19	1	F 016 L73 044	Housing .	2.142,00	104	1	F 016 L72 035	O-Ring .	43,00
20	1	F 016 F06 339	Wheel Shaft .		105	1	F 016 F04 381	Adapter .	794,00
21	2	F 016 F06 297	Wheel .		106	5	F 016 L72 014	O-Ring .	67,00
22	2	F 016 L73 047	Plain Washer .	113,00	107	1	F 016 L73 357	Adapter .	955,00
23	2	F 016 F06 298	Cover .		108	1	F 016 L72 074	O-Ring .	43,00
24	1	F 016 L72 122	Safety Cover .	424,00	109	6	F 016 L72 129	Valve .	429,00
25	1	F 016 L72 010	Hose Coupling .	135,00	110	6	F 016 L72 130	Seal .	130,00

Please observe: Repairing, modifying and testing of electro-tools are to be performed professionally. The safety regulations according to IEC, EN, VDE, AFNOR and other regulations of the individual countries are to be observed. Subject to change.

This price list supersedes all previous edition. Prices are subjected to change without any prior notice.

3 600 J10 8F0
Stand 17-11
Issue 18-04-27

Fig./Abb. 2



2 / 5

Model: 3 600 J10 8F0 = 230

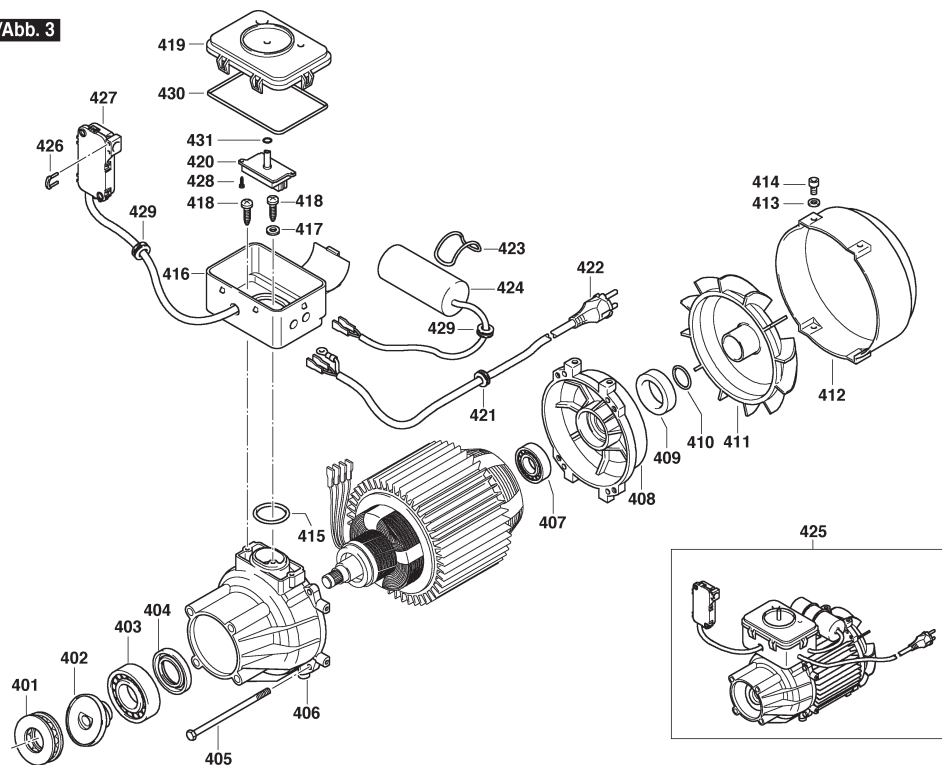
Item	Pc	Order no.	Description	LP in INR	Item	Pc	Order no.	Description	LP in INR
111	3	F 016 L72 131	O-Ring .	67,00	138	1	F 016 L72 067	Spring .	119,00
112	3	F 016 L72 132	Bushing .	564,00	139	1	F 016 L72 068	Plain Washer .	66,00
113	3	F 016 L72 133	Bushing .	309,00	140	1	F 016 L72 069	O-Ring .	43,00
115	3	F 016 L72 134	Screw .	108,00	141	1	F 016 L72 070	Adapter .	290,00
116	1	F 016 L72 135	Piston Guide .	826,00	142	1	F 016 L72 071	Adapter .	705,00
117	3	F 016 L72 136	Spring .	166,00	143	1	F 016 L72 174	Threaded Bushing .	730,00
118	1	F 016 F04 323	Piston 3 STÜCK .	808,00	144	1	F 016 L72 030	O-Ring .	67,00
119	3	F 016 L72 137	Wobble Plate .	111,00	145	1	F 016 L72 031	Piston .	691,00
121	1	F 016 L72 139	Screw .	355,00	146	1	F 016 L72 032	Piston .	634,00
122	1	F 016 L72 138	Plug .	321,00	147	1	F 016 L72 033	O-Ring .	67,00
124	1	F 016 L72 141	O-Ring .	92,00	148	1	F 016 L72 030	O-Ring .	67,00
125	1	F 016 L72 045	Pressure gauge .	760,00	149	1	F 016 L72 034	Spacer Ring .	92,00
126	1	F 016 L72 072	Spring .	43,00	150	1	F 016 L72 035	O-Ring .	43,00
127	1	F 016 L72 073	Ball .	43,00	151	1	F 016 L72 014	O-Ring .	67,00
128	1	F 016 L72 074	O-Ring .	43,00	152	1	F 016 L72 036	Piston Guide .	768,00
129	1	F 016 L72 143	Nipple .	309,00	153	1	F 016 L72 037	Wobble Plate .	188,00
130	1	F 016 L72 019	O-Ring .	31,00	154	1	F 016 L72 038	Spring .	173,00
131	1	F 016 L72 018	Valve Insert .	531,00	155	1	F 016 L72 039	Wobble Plate .	107,00
132	1	F 016 L72 017	Spring .	239,00	156	1	F 016 L72 040	Pin .	57,00
133	2	F 016 L72 016	O-Ring .	67,00	157	1	F 016 L72 041	Insert .	724,00
134	1	F 016 L73 332	Injector .	534,00	158	1	F 016 L72 042	Plug .	43,00
135	1	F 016 L72 065	O-Ring .	43,00	159	1	F 016 L72 043	Nut .	43,00
136	1	F 016 L72 030	O-Ring .	67,00	160	1	F 016 L73 290	Knob .	321,00
137	1	F 016 L72 066	Pin .	377,00	161	1	F 016 F04 355	Valve .	3.000,00

Please observe: Repairing, modifying and testing of electro-tools are to be performed professionally. The safety regulations according to IEC, EN, VDE, AFNOR and other regulations of the individual countries are to be observed. Subject to change.

This price list supersedes all previous edition. Prices are subjected to change without any prior notice.

3 600 J10 8F0
Stand 15-82
Issue 18-04-26

Fig./Abb. 3



Änderungen vorbehalten
Modifications reserved
Modifications réservées
Salvo modificaciones

3 / 5

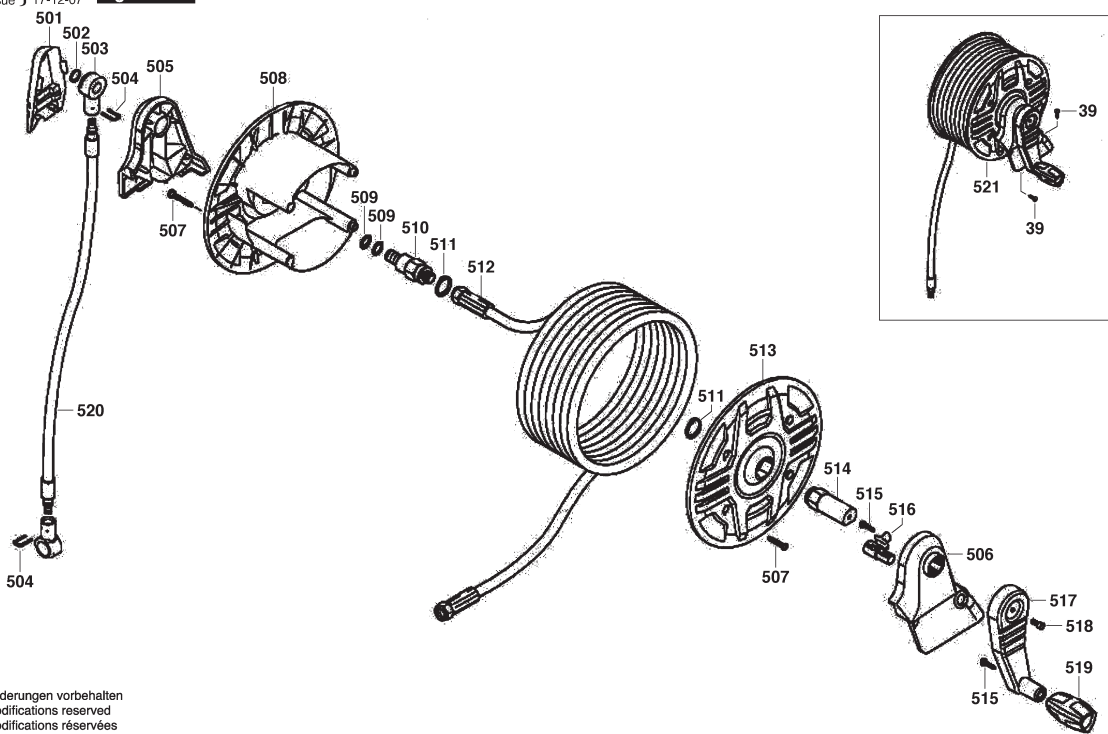
Model: 3 600 J10 8F0 = 230

Item	Pc	Order no.	Description	LP in INR	Item	Pc	Order no.	Description	LP in INR
162	1	F 016 F05 974	Pump head .	9.312,00	420	1	F 016 L72 087	Switch .	1.116,00
163	1	F 016 L73 362	Plug .	784,00	421	1	F 016 L72 092	Grommet .	196,00
164	1	F 016 L73 360	Clamp .	245,00	422	1	F 016 L73 344	Power supply cord .	2.142,00
165	2	F 016 L72 219	O-Ring .	43,00	423	1	F 016 L72 163	O-Ring .	84,00
166	1	F 016 L73 709	O-Ring .	43,00	424	1	F 016 F05 927	Condenser .	407,00
401	1	F 016 L72 144	Ball Bearing .	539,00	425	1	F 016 L73 365	Motor .	20.607,00
402	1	F 016 L72 176	Wobble Plate .	453,00	426	1	F 016 L72 094	Clamp .	355,00
403	1	F 016 L72 146	Ball Bearing .	611,00	427	1	F 016 L72 093	Electronic Module .	2.038,00
404	1	F 016 L73 063	Rotary shaft lip seal .	213,00	428	2	F 016 L72 086	Screw .	36,00
405	4	F 016 L72 177	Screw .	108,00	429	2	F 016 L72 096	Grommet .	190,00
406	1	F 016 L72 149	Pump .	2.087,00	430	1	F 016 L72 260	O-Ring .	213,00
407	1	F 016 L72 150	Ball Bearing .	556,00	431	1	F 016 L73 343	O-Ring .	49,00
408	1	F 016 L72 151	Cover .	855,00	501	1	F 016 L73 367	Cover .	204,00
409	1	F 016 L72 152	Seal .	91,00	502	1	F 016 L73 368	Ring .	46,00
410	1	F 016 L72 153	O-Ring .	67,00	503	1	F 016 L73 369	Adapter .	955,00
411	1	F 016 L72 154	Fan .	343,00	504	2	F 016 L73 370	Clamp .	242,00
412	1	F 016 L73 065	Air Duct .	547,00	505	1	F 016 L73 371	Cover .	484,00
413	2	F 016 L72 156	Plain Washer .	61,00	506	1	F 016 L73 346	Adapter .	853,00
414	2	F 016 L72 157	Screw .	38,00	507	1	F 016 L73 373	Screw .	38,00
415	1	F 016 L72 158	O-Ring .	61,00	508	1	F 016 L73 374	Cover .	751,00
416	1	F 016 L72 159	Housing .	505,00	509	2	F 016 L72 101	O-Ring .	67,00
417	1	F 016 L72 160	Plain Washer .	61,00	510	1	F 016 L73 375	Adapter .	1.673,00
418	3	F 016 L72 161	Screw .	38,00	511	1	F 016 L72 286	Ring .	42,00
419	1	F 016 L73 339	Cover .	315,00	512	1	F 016 L73 376	High-Pressure Hose .	3.643,00

Please observe: Repairing, modifying and testing of electro-tools are to be performed professionally. The safety regulations according to IEC, EN, VDE, AFNOR and other regulations of the individual countries are to be observed. Subject to change.

This price list supersedes all previous edition. Prices are subjected to change without any prior notice.

3 600 J10 8F0
Stand } ~~17-11~~
Issue } 17-12-07

Fig./Abb. 4

Änderungen vorbehalten
Modifications reserved
Modifications réservées
Salvo modificaciones

4 / 5

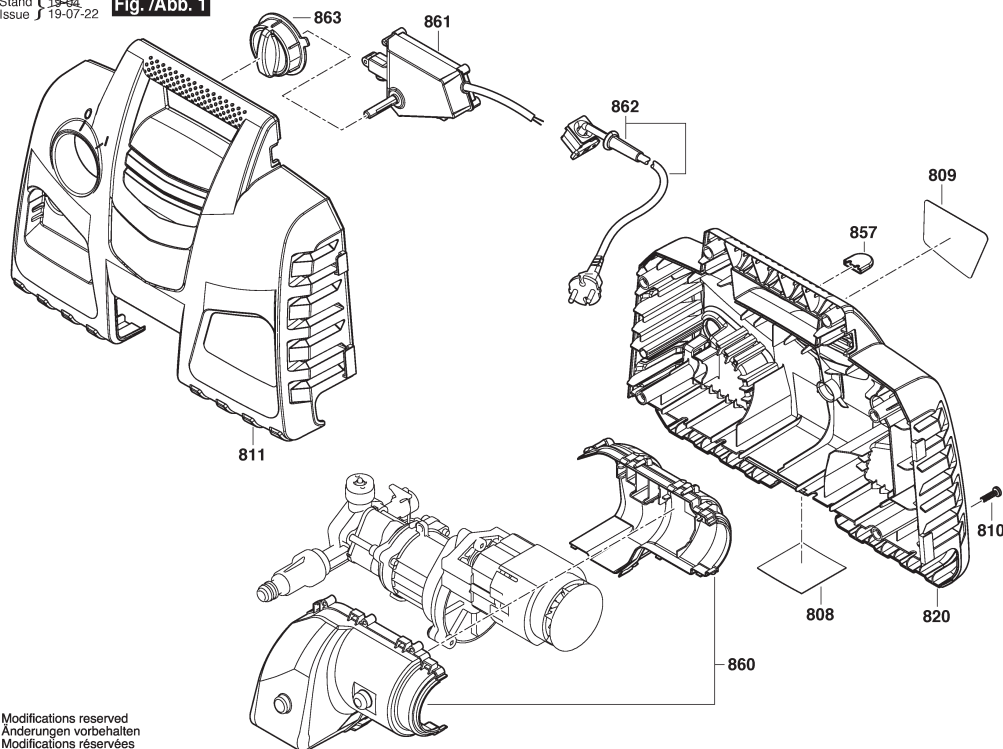
[illegible]

Please observe: Repairing, modifying and testing of electro-tools are to be performed professionally. The safety regulations according to IEC, EN, VDE, AFNOR and other regulations of the individual countries are to be observed. Subject to change.

This price list supersedes all previous edition. Prices are subjected to change without any prior notice.

3 600 HA7 E40
Stand 19-04
Issue 19-07-22

Fig. /Abb. 1



Modifications reserved
Änderungen vorbehalten
Modifications réservées
Salvo modificaciones

1 / 3

Model: 3 600 HA7 EF0 = 230

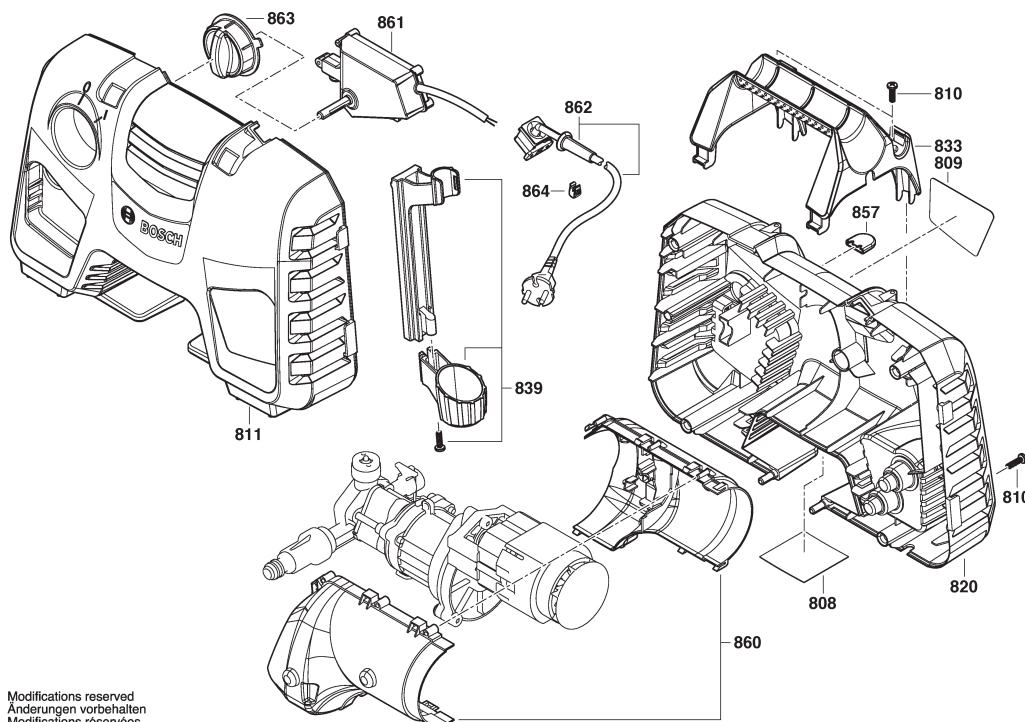
Item	Pc	Order no.	Description	LP in INR	Item	Pc	Order no.	Description	LP in INR
801	1	F 016 F05 124	Motor .	2.225,00	882	1	F 016 F05 136	Water filter .	101,00
808	1	F 016 F05 074	Nameplate .		883	1	F 016 F04 583	High-Pressure Hose 3 M .	883,00
809	1	F 016 F05 125	Warning Label .		884	1	F 016 F05 492	Hose Coupling .	99,00
810	7	F 016 F04 810	Torx SH cap screw .	46,00	888	1	F 016 F05 661	Water filter .	101,00
811	1	F 016 F05 126	front cover .	808,00	889	1	F 016 F06 182	Water filter .	
820	1	F 016 F05 127	Cover .	658,00					
843	1	F 016 F05 402	O-Ring .	49,00					
850	1	F 016 F04 459	O-Ring .	252,00					
851	1	F 016 F04 801	Pump head .	510,00					
852	1	F 016 F05 171	Piston Guide .	405,00					
853	1	F 016 F04 798	Pump unit .	424,00					
854	1	F 016 F04 803	Thrust Bearing .	175,00					
855	1	F 016 F05 129	Gear Box .	967,00					
856	1	F 016 F04 809	Non-Return Valve .	44,00					
857	1	F 016 F04 681	Clip .	41,00					
860	1	F 016 F05 130	Motor cover .	265,00					
861	1	F 016 F05 257	Switch Box .	658,00					
862	1	F 016 F05 174	Power supply cord .	833,00					
863	1	F 016 F04 805	Switch Actuator .	182,00					
870	1	F 016 F04 458	Seal Kit 2 X (5.3 X 1.6), 2 X	247,00					
871	1	F 016 F05 131	Trigger .	888,00					
879	1	F 016 F05 036	Bottle 450ML .	507,00					
880	1	F 016 F05 132	Connector .	348,00					
881	1	F 016 F04 795	Clip .	36,00					

Please observe: Repairing, modifying and testing of electro-tools are to be performed professionally. The safety regulations according to IEC, EN, VDE, AFNOR and other regulations of the individual countries are to be observed. Subject to change.

This price list supersedes all previous edition. Prices are subjected to change without any prior notice.

3 600 HA7 F41
Stand 13-12
Issue 19-07-22

Fig. /Abb. 1



Modifications reserved
Änderungen vorbehalten
Modifications réservées
Salvo modificaciones

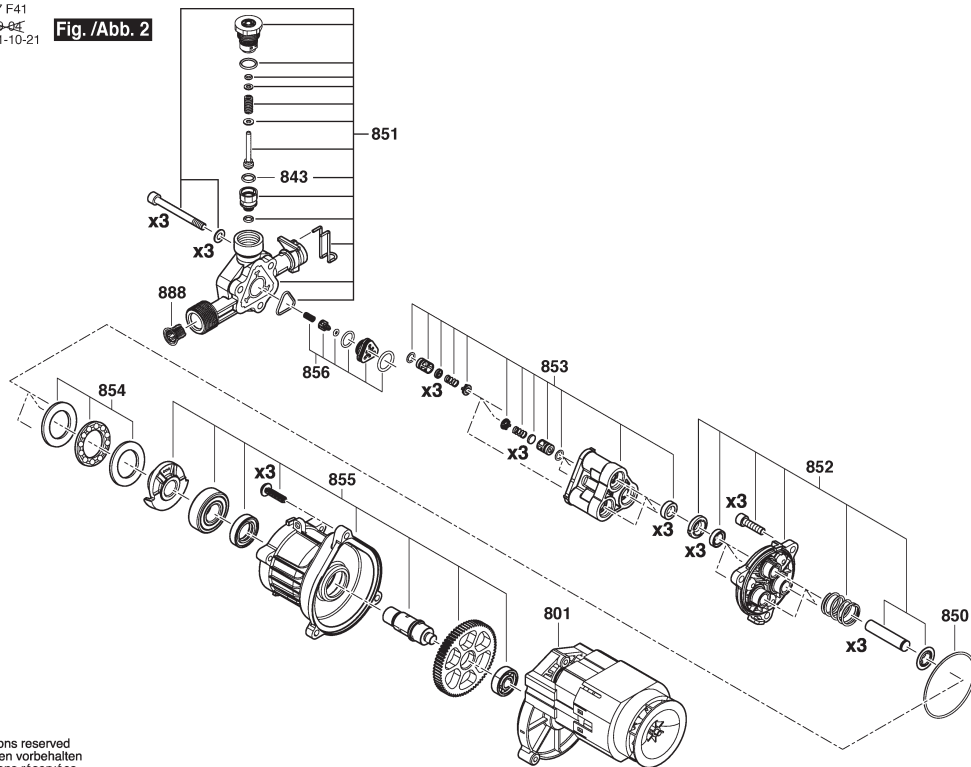
1 / 3

Model: 3 600 HA7 FF1 = 230

Item	Pc	Order no.	Description	LP in INR	Item	Pc	Order no.	Description	LP in INR
801	1	F 016 F04 804	Motor .	2.199,00	872	1	F 016 F05 135	Lance .	355,00
808	1	F 016 F05 076	Nameplate .		874	1	F 016 F05 401	Wide Angle Nozzle WHITE	
809	1	F 016 F04 811	Warning Label .		875	1	F 016 F05 362	Nozzle WHITE	467,00
810	7	F 016 F04 810	Torx SH cap screw .	46,00	879	1	F 016 F05 036	Bottle 450ML .	507,00
811	1	F 016 F05 133	front cover .	746,00	880	1	F 016 F05 029	High pressure foam nozzle	354,00
820	1	F 016 F04 792	Cover .	606,00	881	1	F 016 F04 795	Clip .	36,00
833	1	F 016 F04 793	Carrying Handle .	101,00	882	1	F 016 F05 136	Water filter .	101,00
839	1	F 016 F04 807	Holder .	67,00	883	1	F 016 F04 583	High-Pressure Hose 3 M .	883,00
843	1	F 016 F05 402	O-Ring .	49,00	884	1	F 016 F05 492	Hose Coupling .	99,00
850	1	F 016 F04 459	O-Ring .	252,00	888	1	F 016 F05 661	Water filter .	101,00
851	1	F 016 F04 801	Pump head .	510,00	889	1	F 016 F06 182	Water filter .	
852	1	F 016 F05 171	Piston Guide .	405,00					
853	1	F 016 F04 798	Pump unit .	424,00					
854	1	F 016 F04 803	Thrust Bearing .	175,00					
855	1	F 016 F05 352	Gear Box .						
856	1	F 016 F04 809	Non-Return Valve .	44,00					
857	1	F 016 F04 681	Clip .	41,00					
860	1	F 016 F04 806	Motor cover .	245,00					
861	1	F 016 F04 797	Switch Box .	625,00					
862	1	F 016 F04 816	Power supply cord .	681,00					
863	1	F 016 F04 805	Switch Actuator .	182,00					
864	1	F 016 F05 432	Clip .	57,00					
870	1	F 016 F04 458	Seal Kit 2 X (5.3 X 1.6), 2 X	247,00					
871	1	F 016 F04 796	Trigger .	640,00					

Please observe: Repairing, modifying and testing of electro-tools are to be performed professionally. The safety regulations according to IEC, EN, VDE, AFNOR and other regulations of the individual countries are to be observed. Subject to change.

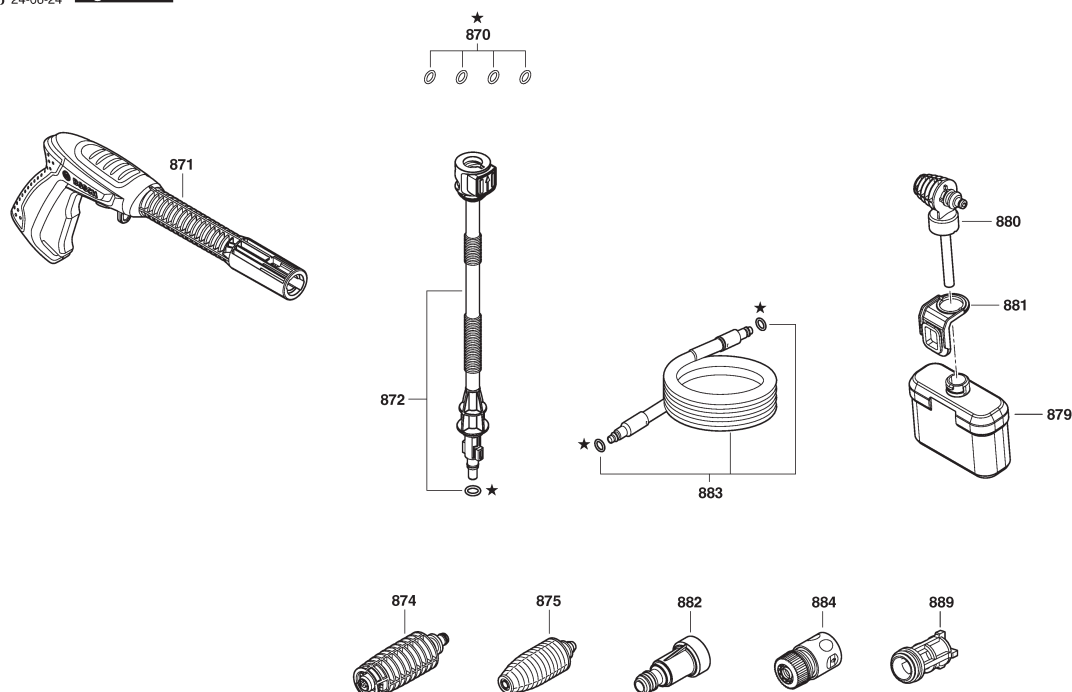
This price list supersedes all previous edition. Prices are subjected to change without any prior notice.

Fig. /Abb. 2

2 / 3

Page 225 of 281

3 600 HA7 F41
Stand } ~~19-08~~
Issue } 24-06-24

Fig. /Abb. 3

Modifications reserved
Änderungen vorbehalten
Modifications réservées
Salvo modificaciones

3 / 3

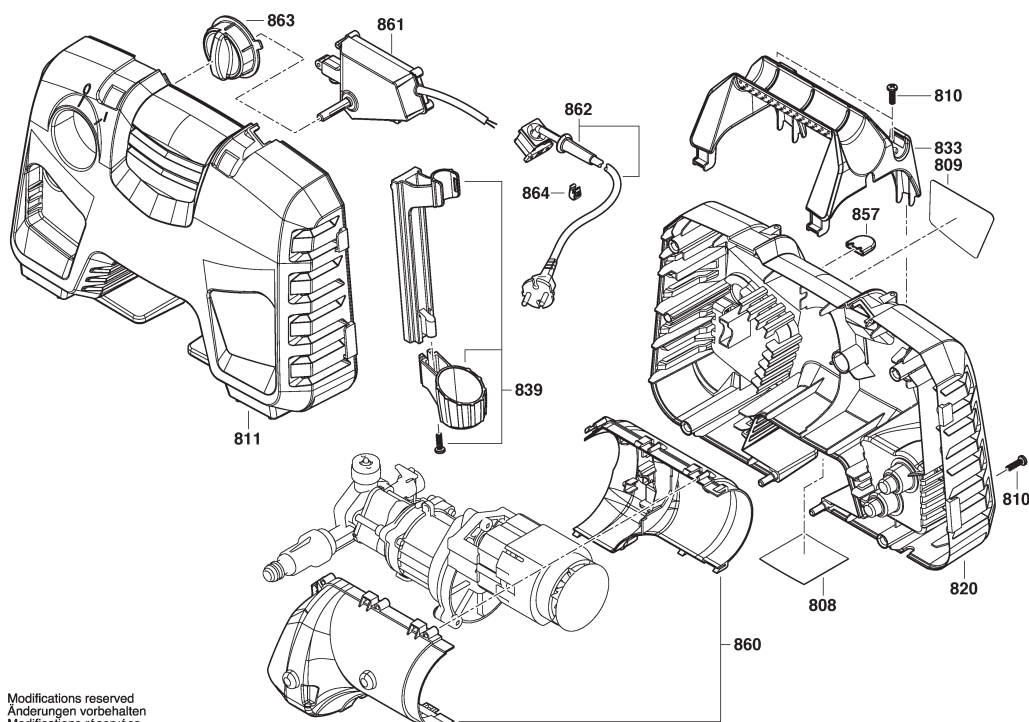
[illegible]

Please observe: Repairing, modifying and testing of electro-tools are to be performed professionally. The safety regulations according to IEC, EN, VDE, AFNOR and other regulations of the individual countries are to be observed. Subject to change.

This price list supersedes all previous edition. Prices are subjected to change without any prior notice.

3 600 HA7 941
Stand 19-04
Issue 19-07-22

Fig. /Abb. 1



Modifications reserved
Änderungen vorbehalten
Modifications réservées
Salvo modificaciones

1 / 3

Model: 3 600 HA7 9F1 = 230

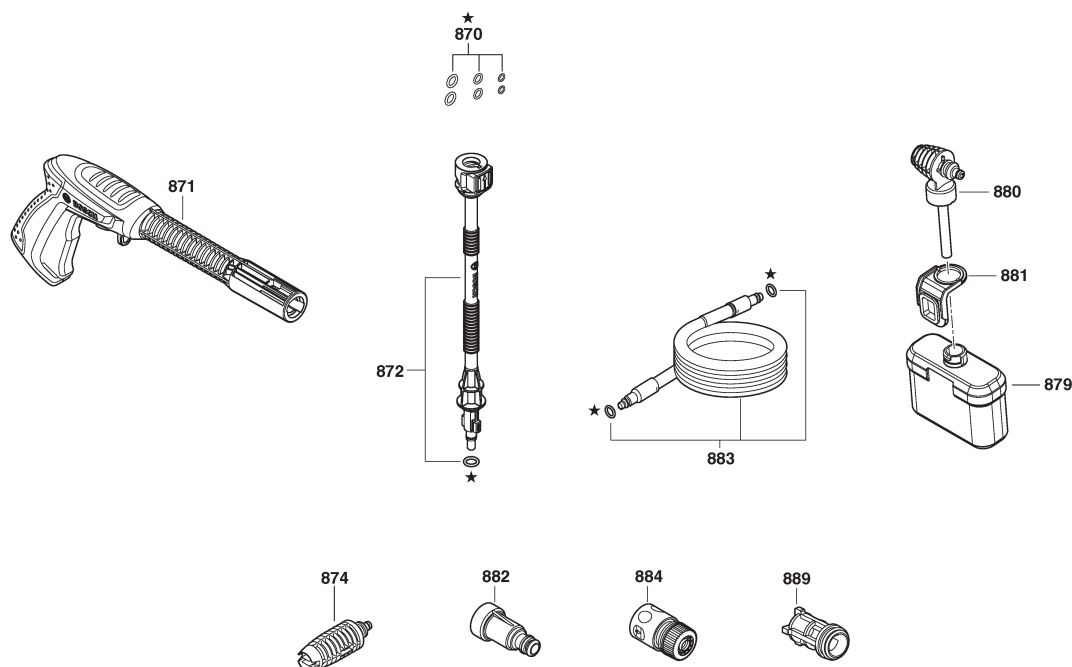
Item	Pc	Order no.	Description	LP in INR	Item	Pc	Order no.	Description	LP in INR
801	1	F 016 F05 431	Motor .	2.506,00	872	1	F 016 F05 135	Lance .	355,00
808	1	F 016 F05 081	Nameplate .		874	1	F 016 F05 579	Wide Angle Nozzle RED	
809	1	F 016 F05 433	Warning Label .		879	1	F 016 F05 036	Bottle 450ML .	507,00
810	6	F 016 F04 810	Torx SH cap screw .	46,00	880	1	F 016 F05 020	High pressure foam nozzle	367,00
811	1	F 016 F05 122	front cover .		881	1	F 016 F04 795	Clip .	36,00
820	1	F 016 F04 792	Cover .	606,00	882	1	F 016 F05 136	Water filter .	101,00
833	1	F 016 F04 793	Carrying Handle .	101,00	883	1	F 016 F05 013	High-Pressure Hose 5 M .	693,00
839	1	F 016 F04 807	Holder .	67,00	884	1	F 016 F05 492	Hose Coupling .	99,00
843	1	F 016 F05 402	O-Ring .	49,00	888	1	F 016 F05 661	Water filter .	101,00
850	1	F 016 F04 459	O-Ring .	252,00	889	1	F 016 F06 182	Water filter .	
851	1	F 016 F05 430	Pump head .	684,00					
852	1	F 016 F04 799	Piston Guide .	405,00					
853	1	F 016 F04 798	Pump unit .	424,00					
854	1	F 016 F04 803	Thrust Bearing .	175,00					
855	1	F 016 F04 802	Gear Box .	793,00					
856	1	F 016 F04 809	Non-Return Valve .	44,00					
857	1	F 016 F04 681	Clip .	41,00					
860	1	F 016 F04 806	Motor cover .	245,00					
861	1	F 016 F05 186	Switch Box .	778,00					
862	1	F 016 F05 183	Power supply cord .						
863	1	F 016 F04 805	Switch Actuator .	182,00					
864	1	F 016 F05 432	Clip .	57,00					
870	1	F 016 F04 458	Seal Kit 2 X (5.3 X 1.6), 2 X	247,00					
871	1	F 016 F04 796	Trigger .	640,00					

Please observe: Repairing, modifying and testing of electro-tools are to be performed professionally. The safety regulations according to IEC, EN, VDE, AFNOR and other regulations of the individual countries are to be observed. Subject to change.

This price list supersedes all previous edition. Prices are subjected to change without any prior notice.

Modifications reserved
Änderungen vorbehalten
Modifications réservées
Salvo modificaciones

3 600 HA7 941
Stand } ~~23-09~~
Issue } 24-06-24

Fig. /Abb. 3

Modifications reserved
Änderungen vorbehalten
Modifications réservées
Salvo modificaciones

3 / 3


[illegible]

Please observe: Repairing, modifying and testing of electro-tools are to be performed professionally. The safety regulations according to IEC, EN, VDE, AFNOR and other regulations of the individual countries are to be observed. Subject to change.

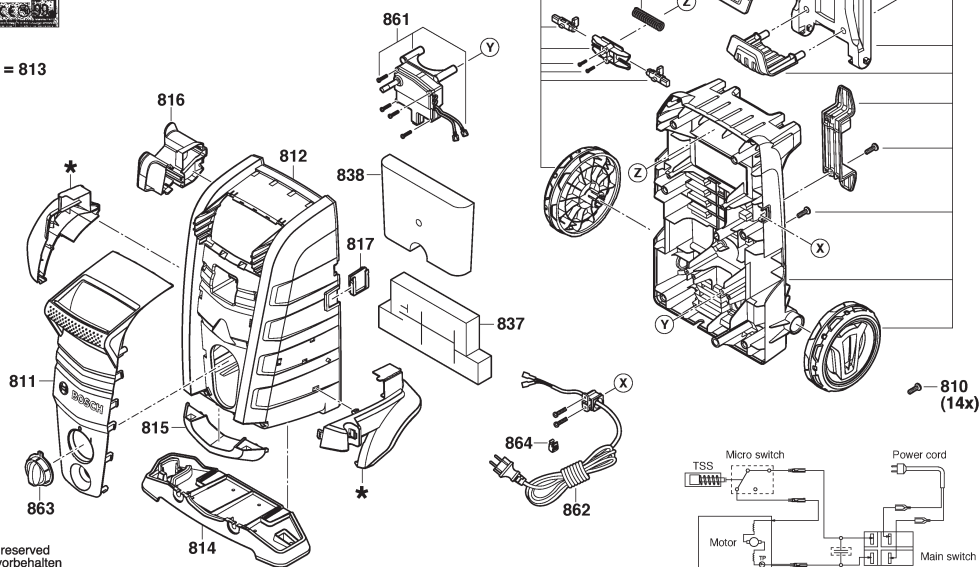
This price list supersedes all previous edition. Prices are subjected to change without any prior notice.

3 600 HA7 A40
Stand 19-04-08
Issue

Fig./Abb. 1



* = 813



Modifications reserved
Änderungen vorbehalten
Modifications réservées
Salvo modificaciones

1 / 3

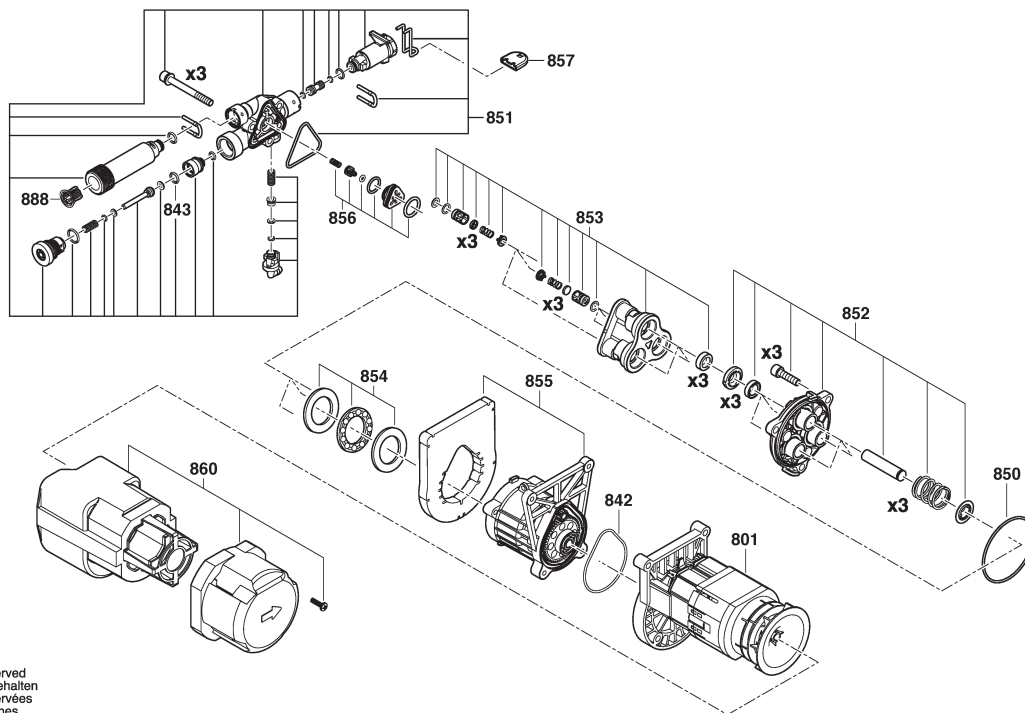
Model: 3 600 HA7 AF0 = 230

Item	Pc	Order no.	Description	LP in INR	Item	Pc	Order no.	Description	LP in INR
801	1	F 016 F05 016	Motor .	3.156,00	860	1	F 016 F05 008	Motor cover .	328,00
808	1	F 016 F05 085	Nameplate .		861	1	F 016 F04 439	Switch Box .	2.004,00
809	1	F 016 F05 583	Warning Label .		862	1	F 016 F04 486	Power supply cord IND .	693,00
810	14	F 016 F04 810	Torx SH cap screw .	46,00	863	1	F 016 F04 613	Switch Actuator .	182,00
811	1	F 016 F05 258	front cover .	658,00	864	1	F 016 F05 432	Clip .	57,00
812	1	F 016 F05 003	front cover .	1.142,00	870	1	F 016 F04 458	Seal Kit 2 X (5.3 X 1.6), 2 X	247,00
813	1	F 016 F05 004	front cover .	1.142,00	871	1	F 016 F05 280	Trigger .	1.076,00
814	1	F 016 F05 005	front cover .	1.142,00	872	1	F 016 F05 135	Lance .	355,00
815	1	F 016 F05 006	front cover .	132,00	876	1	F 016 F05 573	3-in-1-nozzle RED	772,00
816	1	F 016 F04 452	front cover .	171,00	879	1	F 016 F05 036	Bottle 450ML .	507,00
817	1	F 016 F05 007	Clip .	39,00	880	1	F 016 F05 020	High pressure foam nozzle	367,00
820	1	F 016 F05 262	Cover .	1.142,00	881	1	F 016 F04 795	Clip .	36,00
837	1	F 016 F05 018	Foam Panel .	354,00	882	1	F 016 F05 052	Water filter .	
838	1	F 016 F05 019	Foam Panel .	354,00	883	1	F 016 F05 013	High-Pressure Hose 5 M .	693,00
842	1	F 016 F05 637	O-Ring Ø 63 X 2,65 MM .	42,00	884	1	F 016 F05 492	Hose Coupling .	99,00
843	1	F 016 F05 402	O-Ring .	49,00	888	1	F 016 F05 661	Water filter .	101,00
850	1	F 016 F04 459	O-Ring .	252,00	889	1	F 016 F06 182	Water filter .	
851	1	F 016 F05 012	Pump head .	698,00					
852	1	F 016 F04 441	Piston Guide .	111,00					
853	1	F 016 F05 011	Pump unit .	558,00					
854	1	F 016 F04 803	Thrust Bearing .	175,00					
855	1	F 016 F05 010	Gear Box .	1.109,00					
856	1	F 016 F04 460	Non-Return Valve .	250,00					
857	1	F 016 F04 681	Clip .	41,00					

Please observe: Repairing, modifying and testing of electro-tools are to be performed professionally. The safety regulations according to IEC, EN, VDE, AFNOR and other regulations of the individual countries are to be observed. Subject to change.

This price list supersedes all previous edition. Prices are subjected to change without any prior notice.

3 600 HA7 A40
Stand } ~~20-10~~
Issue } 21-10-21

Fig. /Abb. 2

Modifications reserved
Änderungen vorbehalten
Modifications réservées
Salvo modificaciones

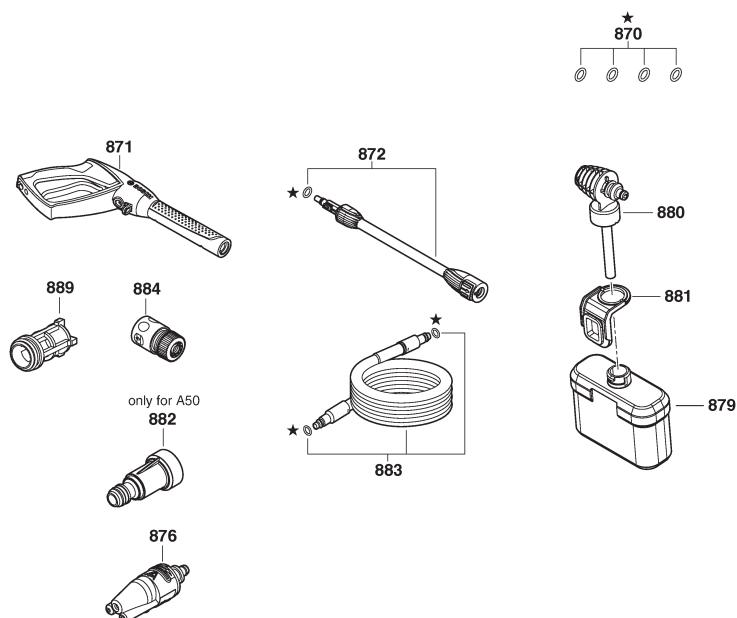
2 / 3

[illegible]

Please observe: Repairing, modifying and testing of electro-tools are to be performed professionally. The safety regulations according to IEC, EN, VDE, AFNOR and other regulations of the individual countries are to be observed. Subject to change.

This price list supersedes all previous edition. Prices are subjected to change without any prior notice.

3 600 HA7 A40
Stand } ~~20-02~~
Issue } 24-06-24

Fig. /Abb. 3

Modifications reserved
Änderungen vorbehalten
Modifications réservées
Salvo modificaciones

3 / 3


[illegible]

Please observe: Repairing, modifying and testing of electro-tools are to be performed professionally. The safety regulations according to IEC, EN, VDE, AFNOR and other regulations of the individual countries are to be observed. Subject to change.

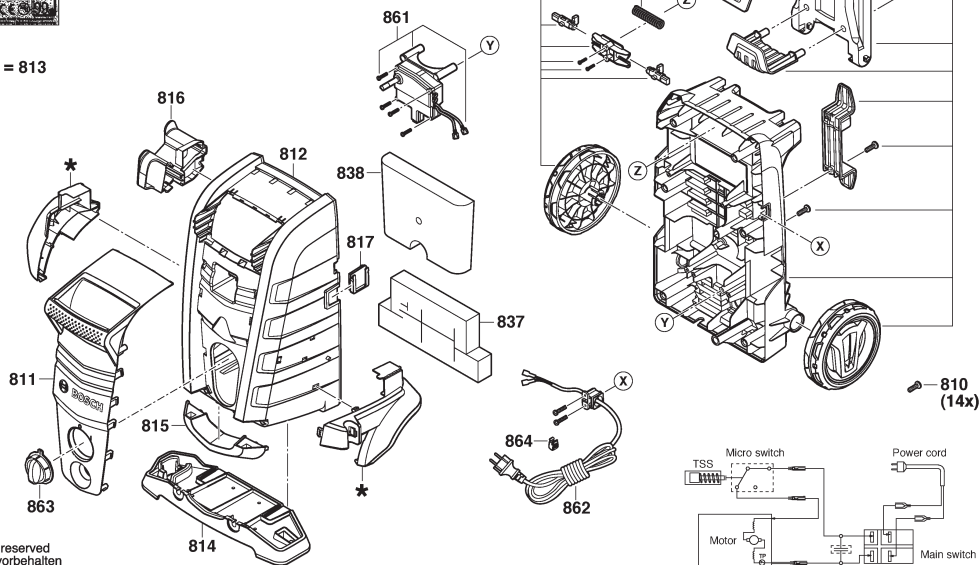
This price list supersedes all previous edition. Prices are subjected to change without any prior notice.

3 600 HA7 B40
Stand 19-04-08
Issue

Fig./Abb. 1



* = 813



Modifications reserved
Änderungen vorbehalten
Modifications réservées
Salvo modificaciones

1 / 3

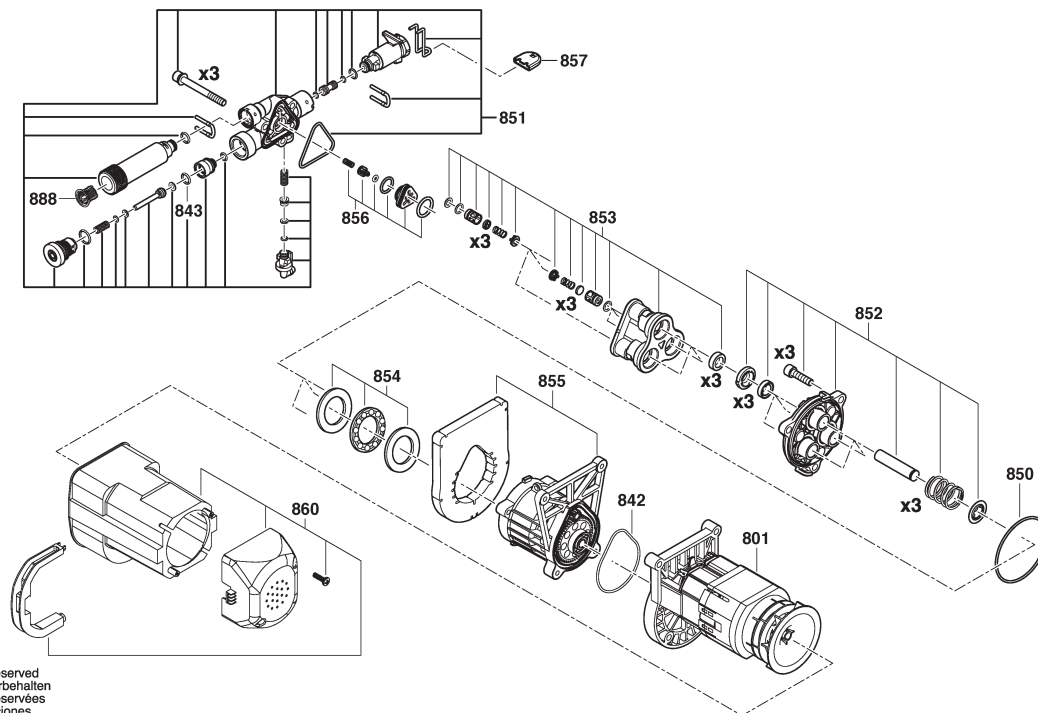
Model: 3 600 HA7 BK0 = 230

Item	Pc	Order no.	Description	LP in INR	Item	Pc	Order no.	Description	LP in INR
801	1	F 016 F05 027	Motor .	4.535,00	860	1	F 016 F04 614	Motor cover .	211,00
808	1	F 016 F05 090	Nameplate .		861	1	F 016 F04 439	Switch Box .	2.004,00
809	1	F 016 F05 583	Warning Label .		862	1	F 016 F04 484	Power supply cord EU .	725,00
810	14	F 016 F04 810	Torx SH cap screw .	46,00	863	1	F 016 F04 613	Switch Actuator .	182,00
811	1	F 016 F05 022	front cover .	540,00	864	1	F 016 F05 432	Clip .	57,00
812	1	F 016 F05 003	front cover .	1.142,00	870	1	F 016 F04 458	Seal Kit 2 X (5.3 X 1.6), 2 X	247,00
813	1	F 016 F05 004	front cover .	1.142,00	871	1	F 016 F05 280	Trigger .	1.076,00
814	1	F 016 F05 005	front cover .	1.142,00	872	1	F 016 F05 135	Lance .	355,00
815	1	F 016 F05 006	front cover .	132,00	876	1	F 016 F05 573	3-in-1-nozzle RED	772,00
816	1	F 016 F04 452	front cover .	171,00	879	1	F 016 F05 036	Bottle 450ML .	507,00
817	1	F 016 F05 007	Clip .	39,00	880	1	F 016 F05 020	High pressure foam nozzle	367,00
820	1	F 016 F05 262	Cover .	1.142,00	881	1	F 016 F04 795	Clip .	36,00
837	1	F 016 F05 018	Foam Panel .	354,00	882	1	F 016 F05 052	Water filter .	
838	1	F 016 F05 019	Foam Panel .	354,00	883	1	F 016 F05 025	High-Pressure Hose 6M	808,00
842	1	F 016 F05 637	O-Ring Ø 63 X 2,65 MM .	42,00	884	1	F 016 F05 492	Hose Coupling .	99,00
843	1	F 016 F05 402	O-Ring .	49,00	888	1	F 016 F05 661	Water filter .	101,00
850	1	F 016 F04 459	O-Ring .	252,00	889	1	F 016 F06 182	Water filter .	
851	1	F 016 F05 024	Pump head .	761,00					
852	1	F 016 F04 441	Piston Guide .	111,00					
853	1	F 016 F04 440	Pump unit .	586,00					
854	1	F 016 F05 023	Thrust Bearing .	507,00					
855	1	F 016 F04 447	Gear Box .	1.435,00					
856	1	F 016 F04 460	Non-Return Valve .	250,00					
857	1	F 016 F04 681	Clip .	41,00					

Please observe: Repairing, modifying and testing of electro-tools are to be performed professionally. The safety regulations according to IEC, EN, VDE, AFNOR and other regulations of the individual countries are to be observed. Subject to change.

This price list supersedes all previous edition. Prices are subjected to change without any prior notice.

3 600 HA7 B40
Stand } 20-10
Issue } 21-10-21

Fig. /Abb. 2

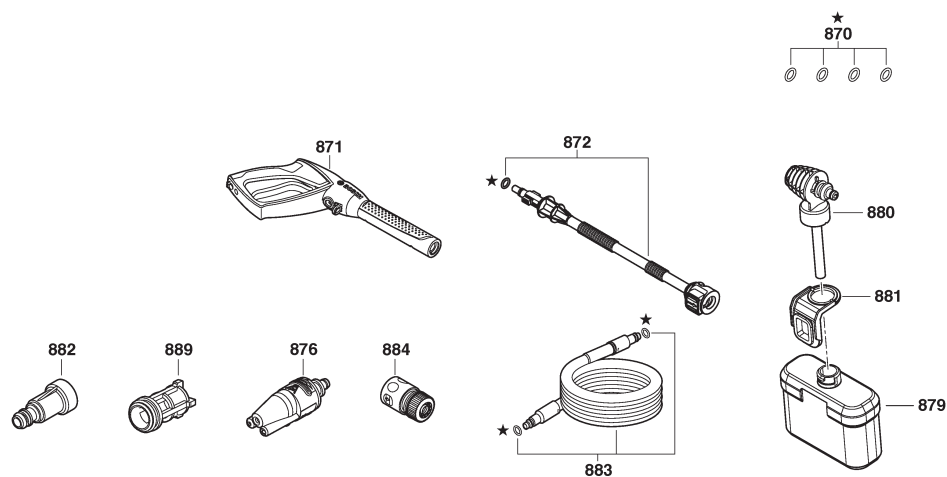
2 / 3

[illegible]

Please observe: Repairing, modifying and testing of electro-tools are to be performed professionally. The safety regulations according to IEC, EN, VDE, AFNOR and other regulations of the individual countries are to be observed. Subject to change.

This price list supersedes all previous edition. Prices are subjected to change without any prior notice.

3 600 HA7 B40
Stand } ~~23-07~~
Issue } 24-06-24

Fig. /Abb. 3

Modifications reserved
Änderungen vorbehalten
Modifications réservées
Salvo modificaciones

3 / 3

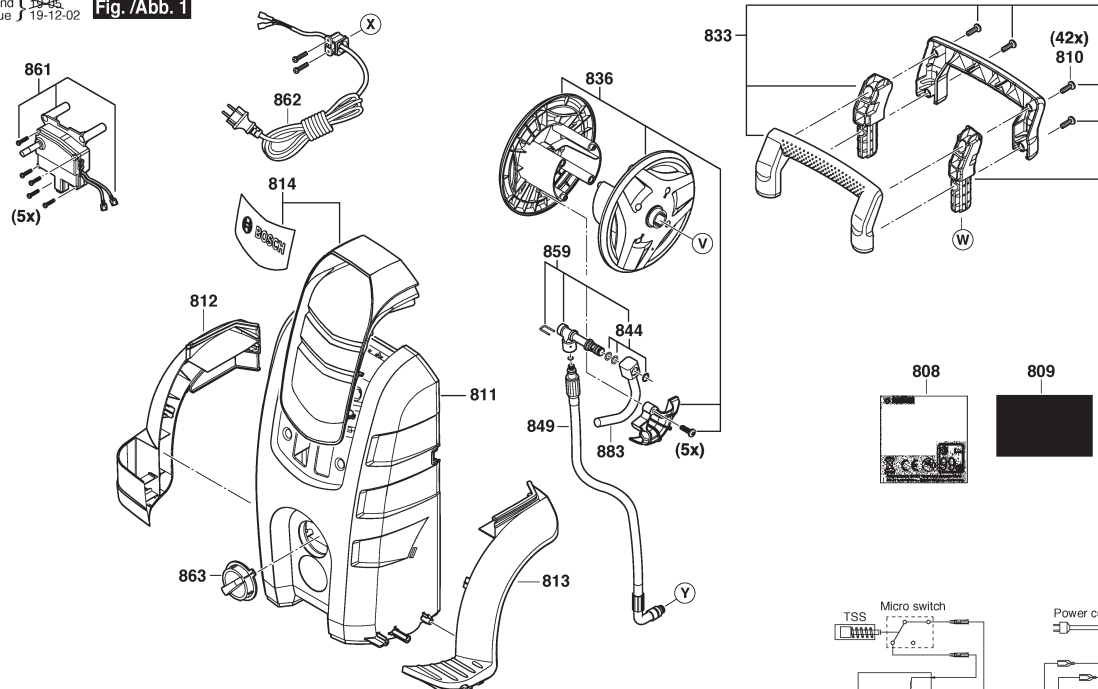
[illegible]

Please observe: Repairing, modifying and testing of electro-tools are to be performed professionally. The safety regulations according to IEC, EN, VDE, AFNOR and other regulations of the individual countries are to be observed. Subject to change.

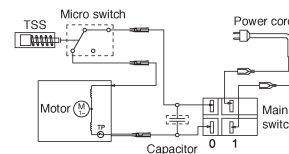
This price list supersedes all previous edition. Prices are subjected to change without any prior notice.

3 600 HA7 D40
Stand 19-05
Issue 19-12-02

Fig. /Abb. 1



Modifications reserved
Änderungen vorbehalten
Modifications réservées
Salvo modificaciones



1 / 4

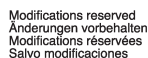
Model: 3 600 HA7 DF0 = 230

Item	Pc	Order no.	Description	LP in INR	Item	Pc	Order no.	Description	LP in INR
801	1	F 016 F04 644	Motor .	6.222,00	859	1	F 016 F04 651	Connector .	4.009,00
808	1	F 016 F05 356	Nameplate .		860	1	F 016 F04 652	Motor cover .	360,00
809	1	F 016 F05 436	Warning Label .		861	1	F 016 F04 636	Switch Box .	2.137,00
810	42	F 016 F04 810	Torx SH cap screw .	46,00	862	1	F 016 F04 639	Power supply cord IND .	1.172,00
811	1	F 016 F05 357	front cover .	1.834,00	863	1	F 016 F04 613	Switch Actuator .	182,00
812	1	F 016 F04 616	front cover .	262,00	864	1	F 016 F05 501	Clip .	380,00
813	1	F 016 F04 617	front cover .	243,00	865	1	F 016 F05 184	Capacitor .	475,00
814	1	F 016 F05 358	front cover .	656,00	866	1	F 016 F04 646	Bearing set .	355,00
820	1	F 016 F04 623	Cover .	2.808,00	870	1	F 016 F04 458	Seal Kit 2 X (5.3 X 1.6), 2 X	247,00
821	1	F 016 F05 359	Cover .	669,00	871	1	F 016 F06 271	Trigger .	1.489,00
833	1	F 016 F05 104	Handle .	1.002,00	872	1	F 016 F05 281	Lance .	576,00
835	1	F 016 F04 649	Set Of Handles .	419,00	874	1	F 016 F06 287	Wide Angle Nozzle	
836	1	F 016 F04 666	Hose Reel Carrier .	1.809,00	875	1	F 016 F05 362	Nozzle WHITE	467,00
843	1	F 016 F05 402	O-Ring .	49,00	879	1	F 016 F05 279	Bottle .	339,00
844	1	F 016 F05 403	O-Ring Kit .	61,00	880	1	F 016 F05 560	High pressure foam nozzle	372,00
844	1	3 600 HA7 D40	High Pressure Cleaner .		882	1	F 016 F05 855	Water filter .	
847	1	F 016 F05 046	Wobble Plate .	682,00	883	1	F 016 F04 667	High-Pressure Hose 8M .	1.607,00
849	1	F 016 F05 360	High-Pressure Hose 0,4M .	1.178,00	884	1	F 016 F05 492	Hose Coupling .	99,00
850	1	F 016 F04 459	O-Ring .	252,00	888	1	F 016 F05 661	Water filter .	101,00
851	1	F 016 F04 643	Pump head .	1.098,00	889	1	F 016 F06 182	Water filter .	
852	1	F 016 F04 642	Piston Guide .	741,00					
853	1	F 016 F04 440	Pump unit .	586,00					
856	1	F 016 F04 460	Non-Return Valve .	250,00					
858	1	F 016 F04 627	Pump Mounting .	217,00					

Please observe: Repairing, modifying and testing of electro-tools are to be performed professionally. The safety regulations according to IEC, EN, VDE, AFNOR and other regulations of the individual countries are to be observed. Subject to change.

This price list supersedes all previous edition. Prices are subjected to change without any prior notice.

Modifications reserved
Änderungen vorbehalten
Modifications réservées
Salvo modificaciones

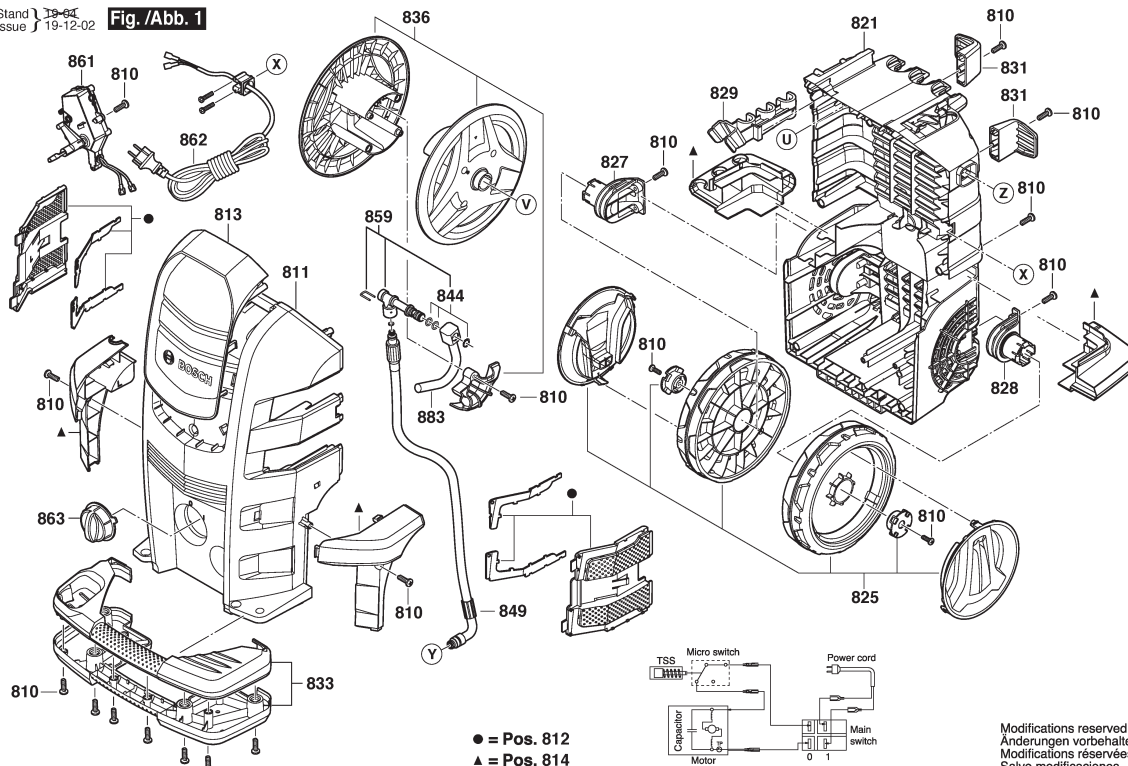
Fig. /Abb. 3

Model: 3 600 HA7 DF0 = 230

Page 238 of 281

3 600 HA7 840
Stand 19-04
Issue 19-12-02

Fig. /Abb. 1



1 / 4

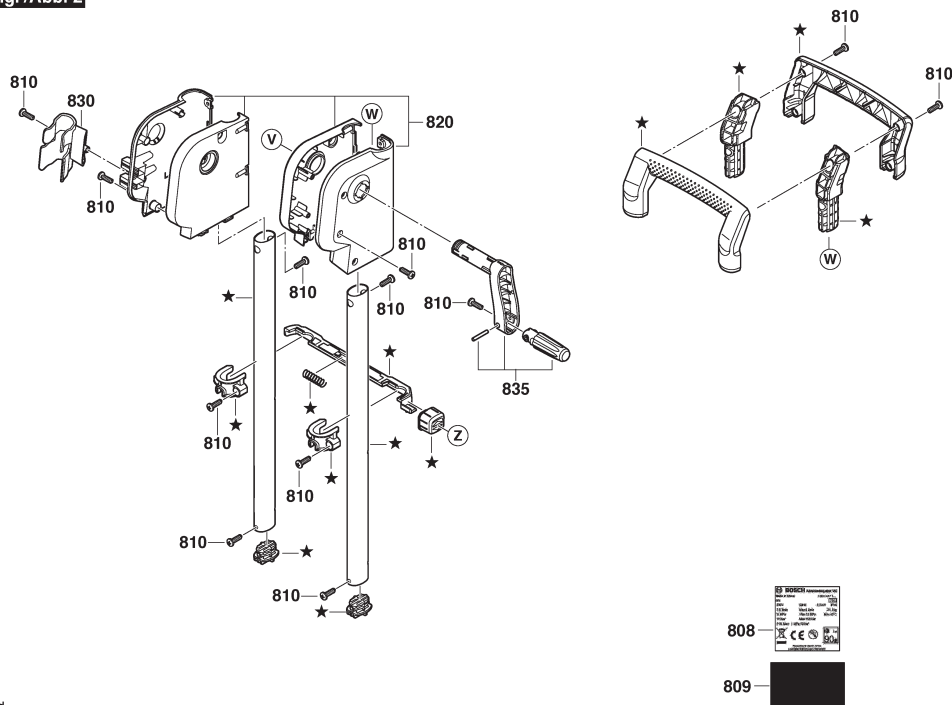
Model: 3 600 HA7 8F0 = 230

Item	Pc	Order no.	Description	LP in INR	Item	Pc	Order no.	Description	LP in INR
801	1	F 016 F05 487	Motor .	11.606,00	847	1	F 016 F05 486	Wobble Plate .	262,00
808	1	F 016 F05 102	Nameplate .		848	1	F 016 F05 488	Washer .	789,00
809	1	F 016 F05 438	Warning Label .		849	1	F 016 F05 511	High-Pressure Hose .	1.199,00
810	47	F 016 F04 810	Torx SH cap screw .	46,00	850	1	F 016 F05 454	Seal Kit .	39,00
811	1	F 016 F05 452	front cover .	2.201,00	851	1	F 016 F05 465	Pump head .	308,00
812	1	F 016 F05 483	front cover .		852	1	F 016 F04 947	Piston Guide .	968,00
813	1	F 016 F05 562	front cover .		853	1	F 016 F05 463	Pump unit .	702,00
814	1	F 016 F05 457	front cover .	671,00	856	1	F 016 F05 464	Non-Return Valve .	246,00
820	1	F 016 F05 466	Cover .	409,00	859	1	F 016 F04 651	Connector .	4.009,00
821	1	F 016 F05 472	Cover .	1.504,00	860	1	F 016 F04 946	Motor cover .	582,00
822	1	F 016 F05 475	Cover .	177,00	861	1	F 016 F05 460	Switch Box .	758,00
825	1	F 016 F05 469	Wheel .	582,00	862	1	F 016 F05 490	Power supply cord .	
827	1	F 016 F05 470	Axle .	86,00	863	1	F 016 F04 805	Switch Actuator .	182,00
828	1	F 016 F05 473	Axle .	73,00	864	1	F 016 F05 501	Clip .	380,00
829	1	F 016 F05 458	Hook .	380,00	865	1	F 016 F05 185	Capacitor .	708,00
830	1	F 016 F05 471	Hook .	64,00	866	1	F 016 F05 478	Bearing set .	421,00
831	2	F 016 F05 474	Hook .	64,00	867	1	F 016 F05 479	Fan .	409,00
833	1	F 016 F05 456	Handle .	409,00	868	4	F 016 F05 459	Cap .	380,00
834	1	F 016 F05 467	Handle .	1.199,00	870	1	F 016 F04 458	Seal Kit 2 X (5.3 X 1.6), 2 X	247,00
835	1	F 016 F04 649	Set Of Handles .	419,00	871	1	F 016 F06 271	Trigger .	1.489,00
836	1	F 016 F05 468	Hose Reel Carrier .	326,00	872	1	F 016 F05 281	Lance .	576,00
843	1	F 016 F05 402	O-Ring .	49,00	874	1	F 016 F05 496	Fixed fan jet nozzle 60°	940,00
844	1	F 016 F05 403	O-Ring Kit .	61,00	877	1	F 016 F05 498	Vario Jet Fan Lance .	940,00
846	1	F 016 F05 502	Washer .	64,00	878	1	F 016 F05 499	Roto Jet Fan Lance .	968,00

Please observe: Repairing, modifying and testing of electro-tools are to be performed professionally. The safety regulations according to IEC, EN, VDE, AFNOR and other regulations of the individual countries are to be observed. Subject to change.

This price list supersedes all previous edition. Prices are subjected to change without any prior notice.

3 600 HA7 840
Stand } 19-04-15
Issue }

Fig. /Abb. 2

Modifications reserved
Änderungen vorbehalten
Modifications réservées
Salvo modificaciones

★ = Pos. 834

808

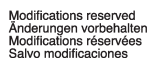
809—

2/4

[illegible]

Please observe: Repairing, modifying and testing of electro-tools are to be performed professionally. The safety regulations according to IEC, EN, VDE, AFNOR and other regulations of the individual countries are to be observed. Subject to change.

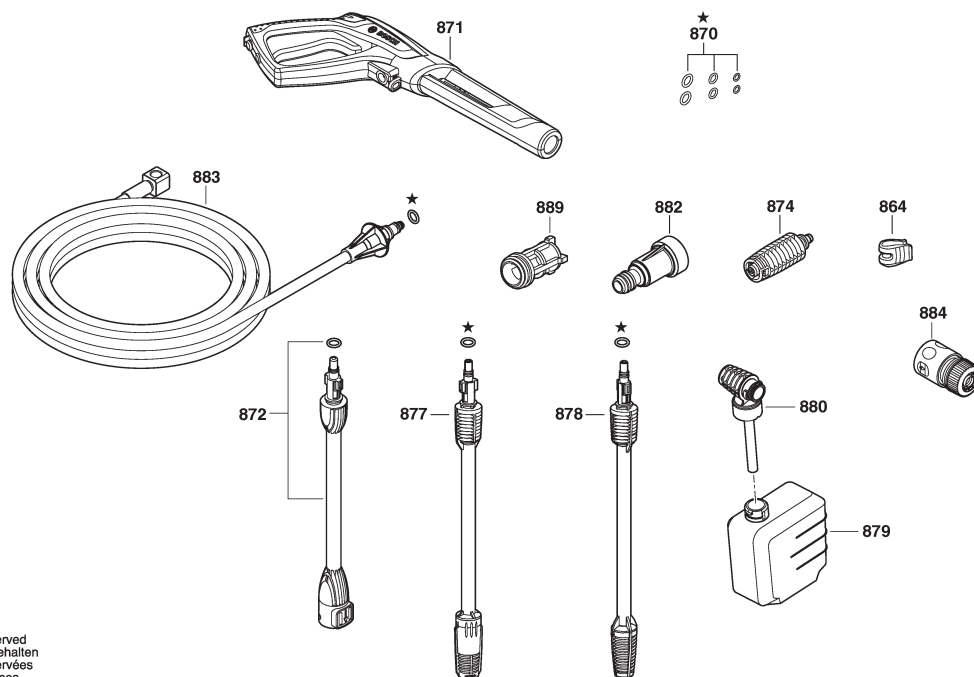
This price list supersedes all previous edition. Prices are subjected to change without any prior notice.

Fig. /Abb. 3

Model: 3 600 HA7 8F0 = 230

This price list supersedes all previous edition. Prices are subjected to change without any prior notice.

3 600 HA7 840
Stand } ~~23-09~~
Issue } 24-06-24

Fig. /Abb. 4

Modifications reserved
Änderungen vorbehalten
Modifications réservées
Salvo modificaciones

4 / 4

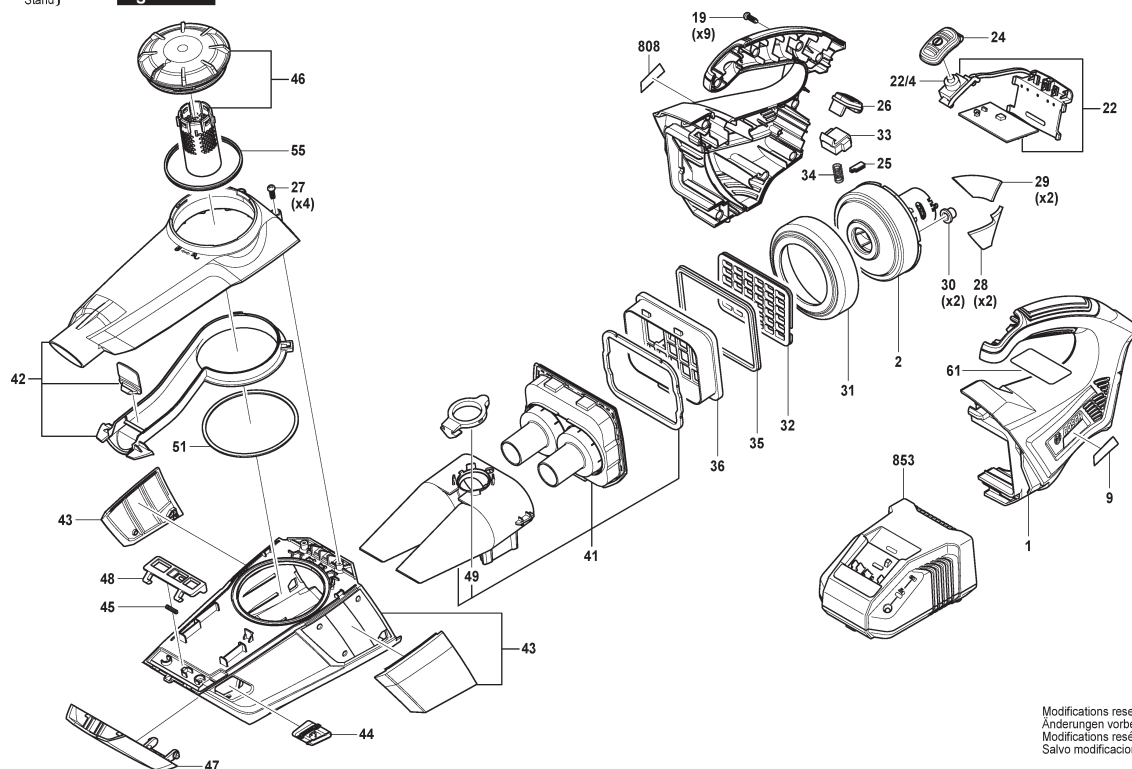
[illegible]

Please observe: Repairing, modifying and testing of electro-tools are to be performed professionally. The safety regulations according to IEC, EN, VDE, AFNOR and other regulations of the individual countries are to be observed. Subject to change.

This price list supersedes all previous edition. Prices are subjected to change without any prior notice.

3 601 JC6 200
Issue 18-07-02
Stand

Fig./Abb. 1



Modifications reserved
Änderungen vorbehalten
Modifications réservées
Salvo modificaciones

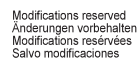
1 / 2

Model: 3 601 JC6 2L0 = 18

Item	Pc	Order no.	Description	LP in INR	Item	Pc	Order no.	Description	LP in INR
1	1	1 619 PB2 076	Motor Housing .	945,00	46	1	1 619 PB2 101	Cover .	61,00
2	1	1 619 PB2 077	DC motor .	1.186,00	47	1	1 619 PB2 095	front cover .	125,00
9	1	1 619 PB2 065	Manufacturer's nameplate		48	1	1 619 PB2 096	Sliding Block .	28,00
19	9	1 619 PB2 078	Tapping Screw .	29,00	49	1	1 619 PB2 097	Seal .	28,00
22	1	1 619 PB0 706	Electronic Module .	1.291,00	51	1	1 619 PB2 098	Sealing Ring .	28,00
22/4	1	2 607 202 358	On-Off Switch .	467,00	55	1	1 619 PB2 100	Sealing Ring .	28,00
24	1	1 619 PB2 079	Switch Button .	51,00	651	1	1 619 PA9 899	floor nozzle .	298,00
25	1	1 619 PB2 080	Seal .	29,00	652	1	1 619 PA9 897	Crevice Nozzle .	29,00
26	1	1 619 PB2 081	Push-Button .	28,00	653	1	1 619 PA9 898	Suction Tube .	59,00
27	4	1 619 PB2 082	Tapping Screw .	28,00	654	1	1 619 PB2 102	Holder .	29,00
28	2	1 619 PB2 083	Sponge .	29,00	655	1	1 619 PB2 039	Hose .	85,00
29	2	1 619 PB2 084	Sponge .	29,00	808	1	1 619 PB2 156	Nameplate .	
30	1	1 619 PB2 085	Rubber Pad .	28,00	851	1	2 607 337 069	Battery Pack BBS MR,	
31	1	1 619 PB2 086	Sealing Cover .	43,00	851	1	1 607 A35 0JR	Battery Pack GBA 18V	
32	1	1 619 PB2 087	Grid .	28,00	851	1	1 617 S01 9K0	Battery Pack .	
33	1	1 619 PB2 088	Stop Block .	28,00	851	1	1 607 A35 0MA	Battery Pack GBA 18V	
34	1	1 619 PB2 089	Contact strap .	29,00	851	1	1 607 A35 0B2	Battery Pack 18V 3.0AH LI	
35	1	1 619 PB2 090	Sealing Ring .	29,00	851	1	1 607 A35 0F7	Battery Pack GBA 18V	
36	1	1 619 PB2 034	Filter .	257,00	851	1	2 607 337 263	Battery Pack GBA 18V 6.0	
41	1	1 619 PB2 091	Dust Separator .	276,00	851	1	1 607 A35 0M0	Battery Pack GBA 18V	
42	1	1 619 PB2 099	Inlet Cover .	196,00	853	1	2 607 225 439	Fast Charger CN	
43	1	1 619 PB2 092	Dust Chamber .	489,00	853	1	2 607 225 937	Charger CN GAL 1880 CV	
44	1	1 619 PB2 093	Button .	28,00					
45	1	1 619 PB2 094	Contact strap .	29,00					

Please observe: Repairing, modifying and testing of electro-tools are to be performed professionally. The safety regulations according to IEC, EN, VDE, AFNOR and other regulations of the individual countries are to be observed. Subject to change.

This price list supersedes all previous edition. Prices are subjected to change without any prior notice.

Fig./Abb. 2

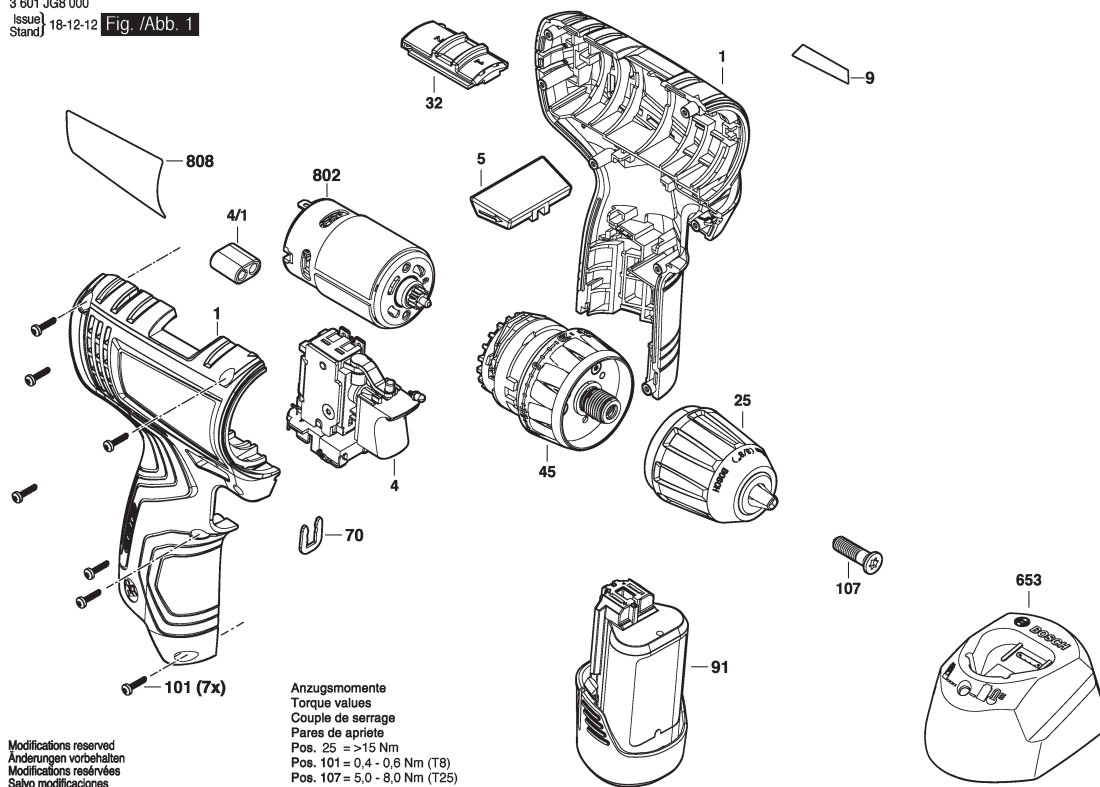
Model: 3 601 JC6 2L0 = 18

[illegible]

Page 245 of 281

3 601 JG8 000

Issue } 18-12-12 Fig. /Abb. 1
Stand }



1 / 1

[illegible]

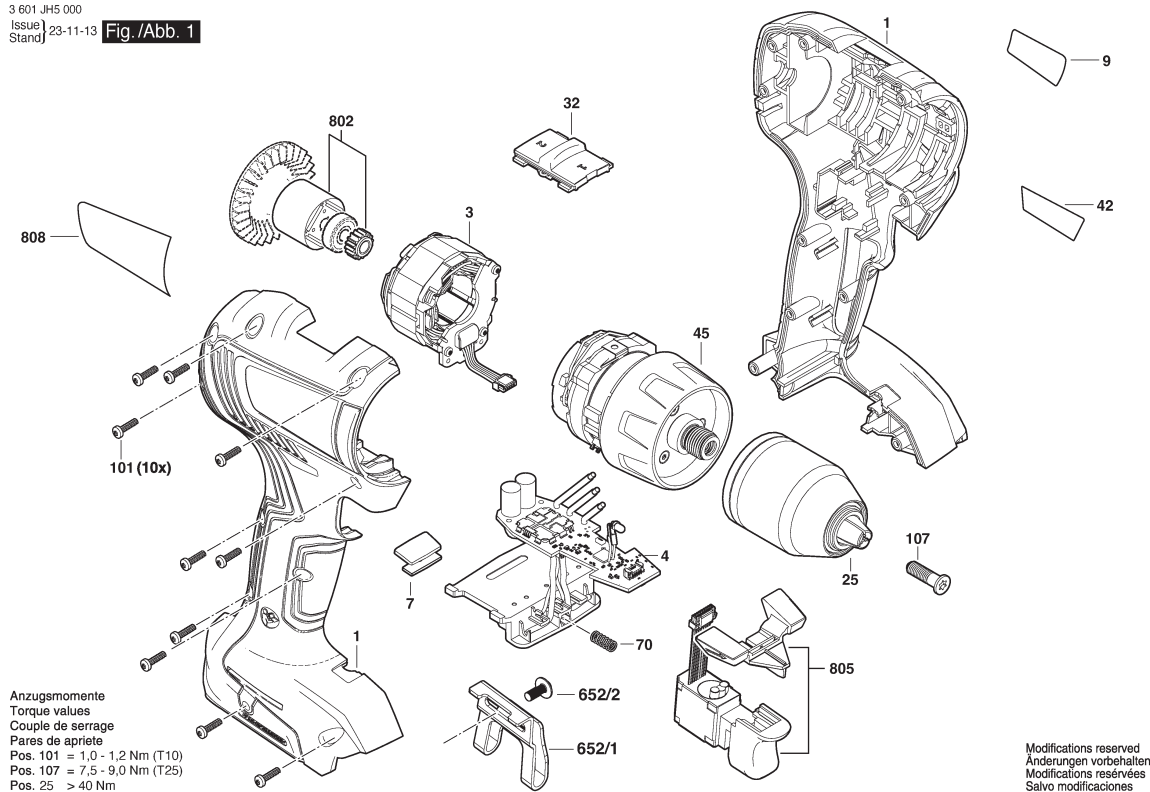
Please observe: Repairing, modifying and testing of electro-tools are to be performed professionally. The safety regulations according to IEC, EN, VDE, AFNOR and other regulations of the individual countries are to be observed. Subject to change.

This price list supersedes all previous edition. Prices are subjected to change without any prior notice.

 BOSCH Power Tools	Cordless Drill Driver	Model GSR 18V-50 3 601 JH5 080 BO
---	------------------------------	--

3 601 JH5 000
Issue 23-11-13
Stand

Fig./Abb. 1



1 / 2

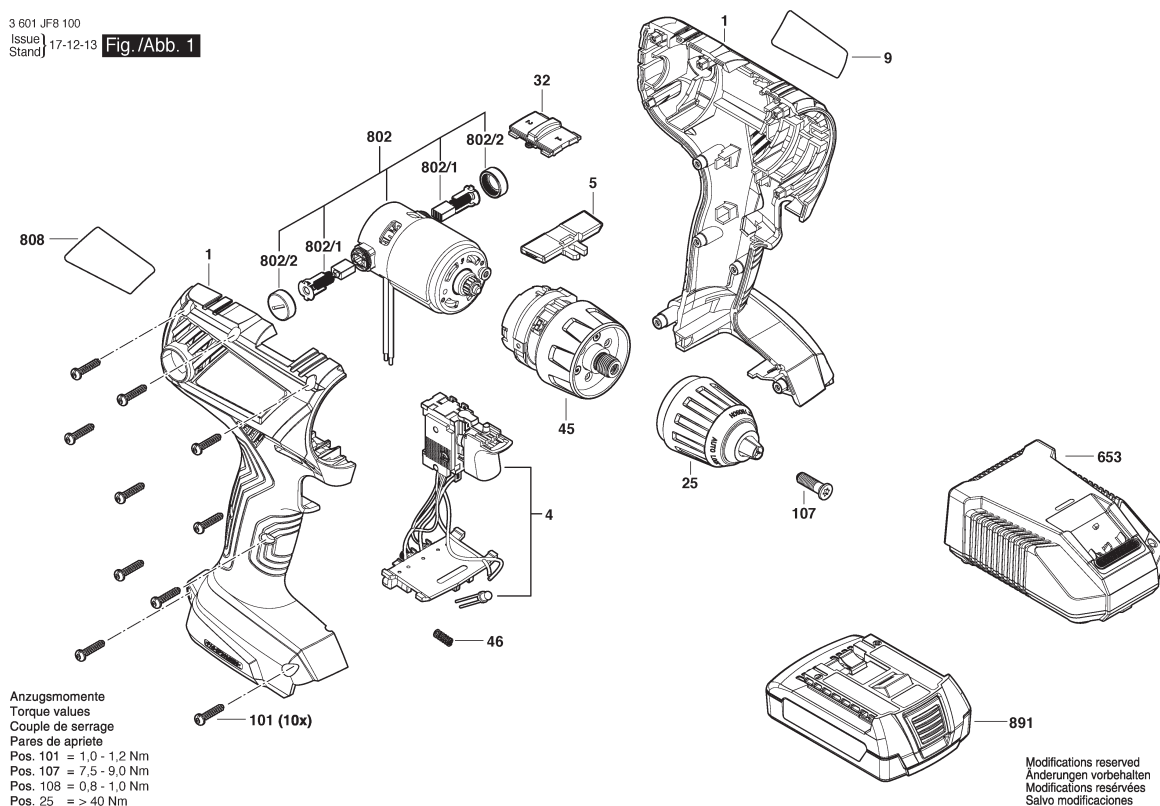
Model: 3 601 JH5 080 = 18									
Item	Pc	Order no.	Description	LP in INR	Item	Pc	Order no.	Description	LP in INR
1	1	1 605 806 5S4	Housing .	957,00	808	1	1 601 11A 76E	Nameplate GSR 18V-50 .	
3	1	1 600 A01 6YW	Stator .	1.780,00					
4	1	1 607 233 5FX	Electronics Module .	1.615,00					
7	1	2 609 100 858	Lens .	54,00					
9	1	1 601 11C 36F	Manufacturer's nameplate						
25	1	1 600 A02 7W8	Keyless Chuck .	1.383,00					
32	1	2 609 199 812	Switchover Unit .	100,00					
42	1	1 601 11C 2TS	Sticker .						
45	1	1 600 A01 60R	Gear Box .	2.654,00					
70	1	1 609 280 477	Compression Spring .	51,00					
91	1	1 607 A35 0BJ	Battery Pack RC GBA 18V						
91	1	1 607 A35 0MA	Battery Pack GBA 18V						
91	1	2 607 337 069	Battery Pack BBS MR,						
101	10	2 609 110 201	Torx Flat-Head Screw 3X16	29,00					
107	1	2 603 421 229	Countersunk-Head Screw	52,00					
652/1	1	2 609 111 584	Clip .	137,00					
652/2	1	2 609 110 834	Screw .	63,00					
653	1	2 607 225 923	Charger GB 230/10,8-18V,						
653	1	2 607 226 253	Fast Charger GB GAL						
653	1	2 607 226 267	Fast Charger CN GAL						
653	1	2 607 226 033	Fast Charger RC GAL CV						
653	1	2 607 226 251	Fast Charger EU GAL						
802	1	1 607 000 DM8	Motor Spare Parts Set .	1.952,00					
805	1	1 607 000 E18	Switch .	431,00					

Please observe: Repairing, modifying and testing of electro-tools are to be performed professionally. The safety regulations according to IEC, EN, VDE, AFNOR and other regulations of the individual countries are to be observed. Subject to change.

This price list supersedes all previous edition. Prices are subjected to change without any prior notice.

3 601 JF8 100
Issue } 17-12-
Stand }

Fig./Abb. 1

[illegible]

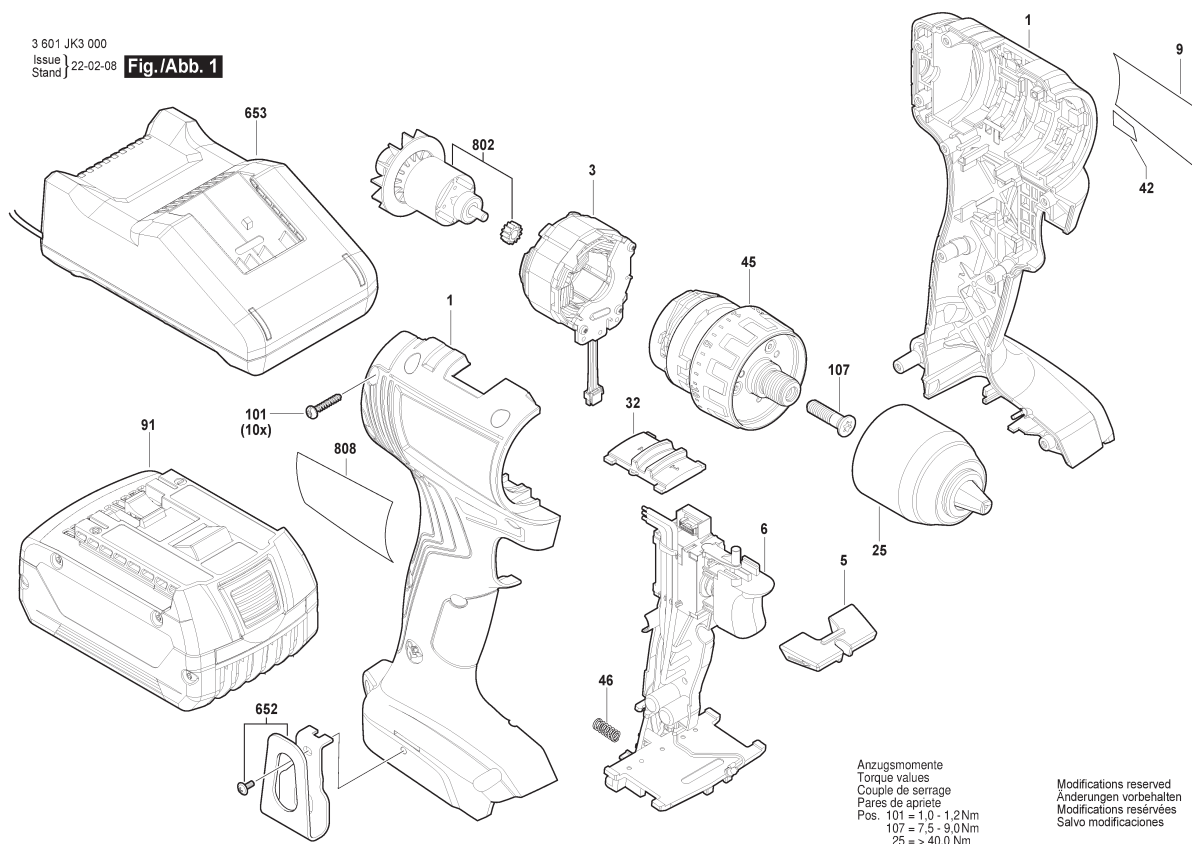
Please observe: Repairing, modifying and testing of electro-tools are to be performed professionally. The safety regulations according to IEC, EN, VDE, AFNOR and other regulations of the individual countries are to be observed. Subject to change.

This price list supersedes all previous edition. Prices are subjected to change without any prior notice.

 BOSCH Power Tools	Cordless Drill Driver	Model GSR 185-LI 3 601 JK3 080 BO
---	------------------------------	--

3 601 JK3 000
Issue
Stand 22-02-08

Fig./Abb. 1



1 / 1

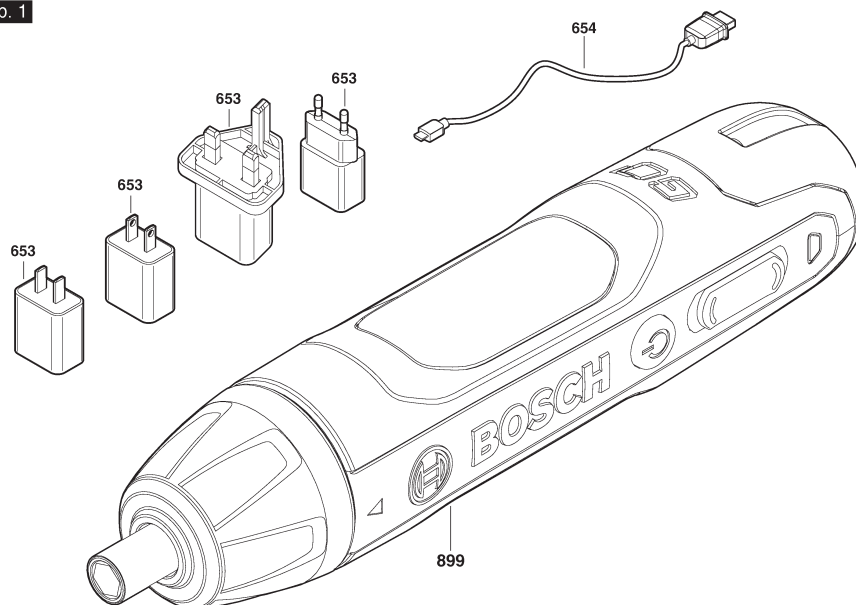
Model: 3 601 JK3 080 = 18									
Item	Pc	Order no.	Description	LP in INR	Item	Pc	Order no.	Description	LP in INR
1	1	1 605 806 62H	Housing .	562,00					
3	1	1 619 P15 696	Stator .	787,00					
5	1	1 600 A01 Z04	Changeover Lever .	97,00					
6	1	2 607 202 513	Electronics Module .	1.556,00					
9	1	1 601 11C 4DC	Manufacturer's nameplate						
25	1	1 600 A02 7W8	Keyless Chuck .	1.383,00					
32	1	1 600 A01 2MM	Switchover Unit .	253,00					
42	1	1 601 11C 49H	Sticker .						
45	1	1 600 A01 ZT8	Gear Box .	1.174,00					
46	1	1 609 280 477	Compression Spring .	51,00					
91	1	1 607 A35 OMN	Battery Pack GBA 18V						
91	1	1 607 A35 0LA	Battery Pack .						
91	1	1 607 A35 0V8	Battery Pack GBA 18V						
91	1	1 607 A35 0M7	Battery Pack TWN GBA						
101	10	2 609 110 201	Torx Flat-Head Screw 3X16	29,00					
107	1	2 603 421 229	Countersunk-Head Screw	52,00					
652	1	1 600 A02 7W3	Clip .	107,00					
653	1	2 607 226 289	Fast Charger LAM						
653	1	2 607 226 283	Fast Charger UK GAL						
653	1	2 607 226 281	Fast Charger EU GAL						
653	1	2 607 226 537	Fast Charger IND GAL						
802	1	1 607 000 EC2	Rotor .	686,00					
808	1	1 601 11A 956	Nameplate .						

Please observe: Repairing, modifying and testing of electro-tools are to be performed professionally. The safety regulations according to IEC, EN, VDE, AFNOR and other regulations of the individual countries are to be observed. Subject to change.

This price list supersedes all previous edition. Prices are subjected to change without any prior notice.

 BOSCH Power Tools	Cordless Drill Driver	Model Bosch GO 3 601 JH2 100 BO
---	------------------------------	--

3 601 JH2 100
Issue 23-05-20
Stand Fig./Abb. 1



Modifications reserved
Änderungen vorbehalten
Modifications réservées
Salvo modificaciones

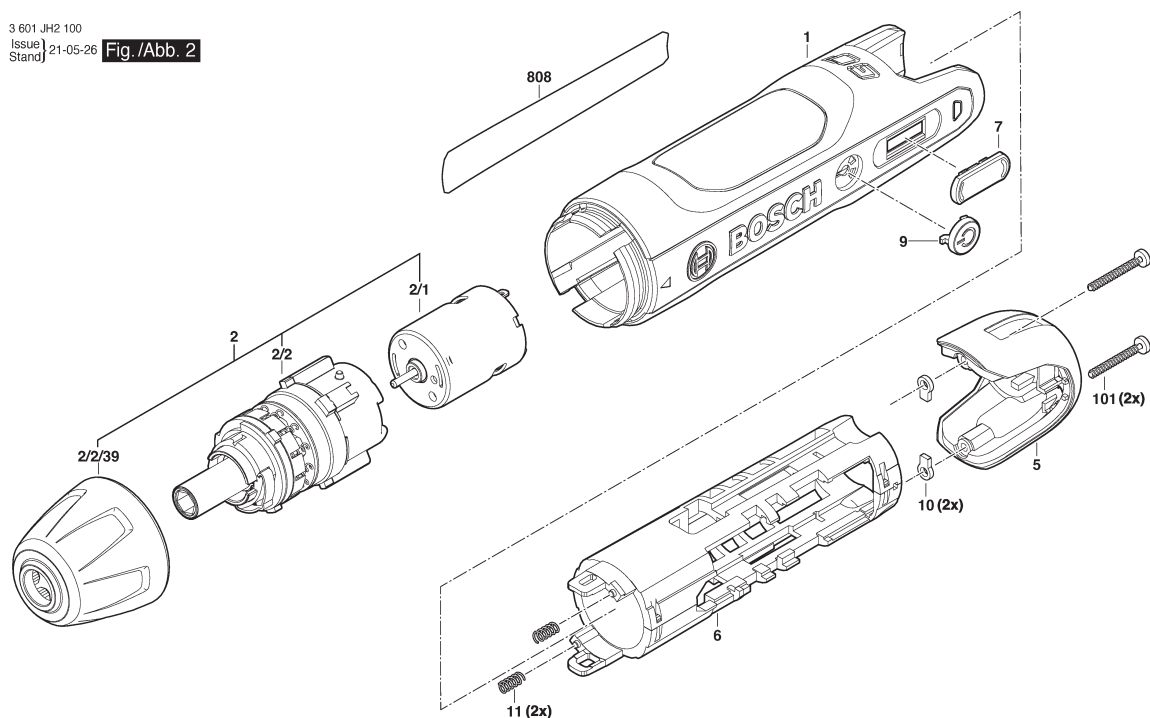
1 / 2

Model: 3 601 JH2 100 = 4									
Item	Pc	Order no.	Description	LP in INR	Item	Pc	Order no.	Description	LP in INR
1	1	1 605 806 5W7	Housing .	317,00					
2	1	1 600 A01 B9G	drive module .	1.406,00					
2/1	1	1 607 022 66W	DC motor .	835,00					
2/2	1	1 600 A01 M8Z	Planetary Gear Train .	720,00					
2/2/39	1	1 600 A01 T91	Clutch Ring .	256,00					
5	1	1 605 806 5Y1	Cell Cover .	224,00					
6	1	1 600 A01 B9J	Cell cluster .	308,00					
7	1	1 600 A01 C8X	Change-Over Switch .	103,00					
9	1	1 600 A01 C7L	button .	147,00					
10	2	1 600 A01 M4B	Clip .	82,00					
11	2	1 600 A01 RH6	Spring .	82,00					
101	2	1 600 A01 TA7	Pan head screw .	91,00					
653	1	2 609 120 716	Charger KR 100-240V 5V						
653	1	2 609 120 713	Charger EU 100-240V 5V	280,00					
653	1	2 609 120 718	Charger GB 100-240V 5V						
653	1	1 600 A01 3A3	Charger TAIWAN 3,6V .						
653	1	1 607 000 CH1	Charger ASIEN 230/5V .	328,00					
654	1	1 607 000 DN8	USB cable USB TYPE A /						
808	1	1 601 11A 75E	Nameplate .						
899	1	1 607 000 E6X	Cordless Drill Driver .						

Please observe: Repairing, modifying and testing of electro-tools are to be performed professionally. The safety regulations according to IEC, EN, VDE, AFNOR and other regulations of the individual countries are to be observed. Subject to change.

This price list supersedes all previous edition. Prices are subjected to change without any prior notice.

3 601 JH2 100
Issue } 21-05-26 **Fig./Abb. 2**
Stand }



Anzugsmomente
Torque values
Couple de serrage
Pares de apriete
Pos. 101 = 0,25 - 0,45 Nm

Modifications reserved
Änderungen vorbehalten
Modifications réservées
Salvo modificaciones

2 / 2

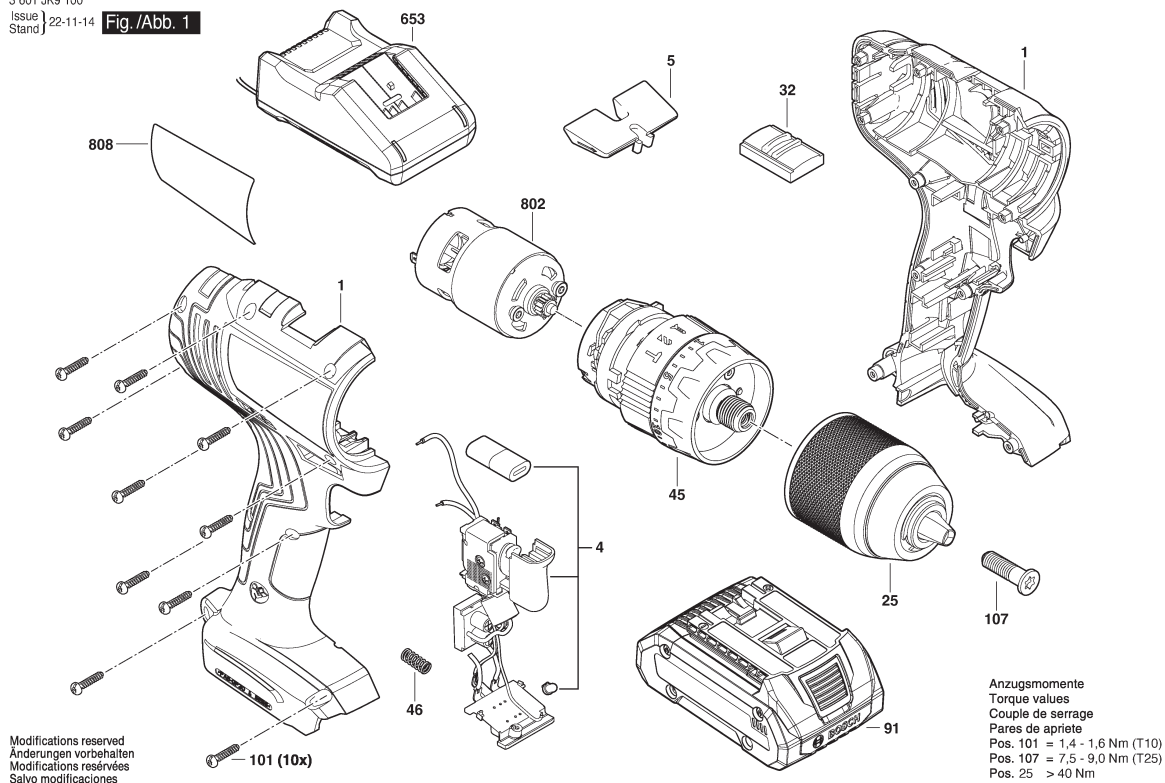
[illegible]

Please observe: Repairing, modifying and testing of electro-tools are to be performed professionally. The safety regulations according to IEC, EN, VDE, AFNOR and other regulations of the individual countries are to be observed. Subject to change.

This price list supersedes all previous edition. Prices are subjected to change without any prior notice.

3 601 JK9 100
Issue } 22-11-14
Stand }

Fig. /Abb. 1



Anzugsmomente
Torque values
Couple de serrage
Pares de apriete
Pos. 101 = 1,4 - 1,6 Nm (T10)
Pos. 107 = 7,5 - 9,0 Nm (T25)
Pos. 25 > 40 Nm

1 / 1

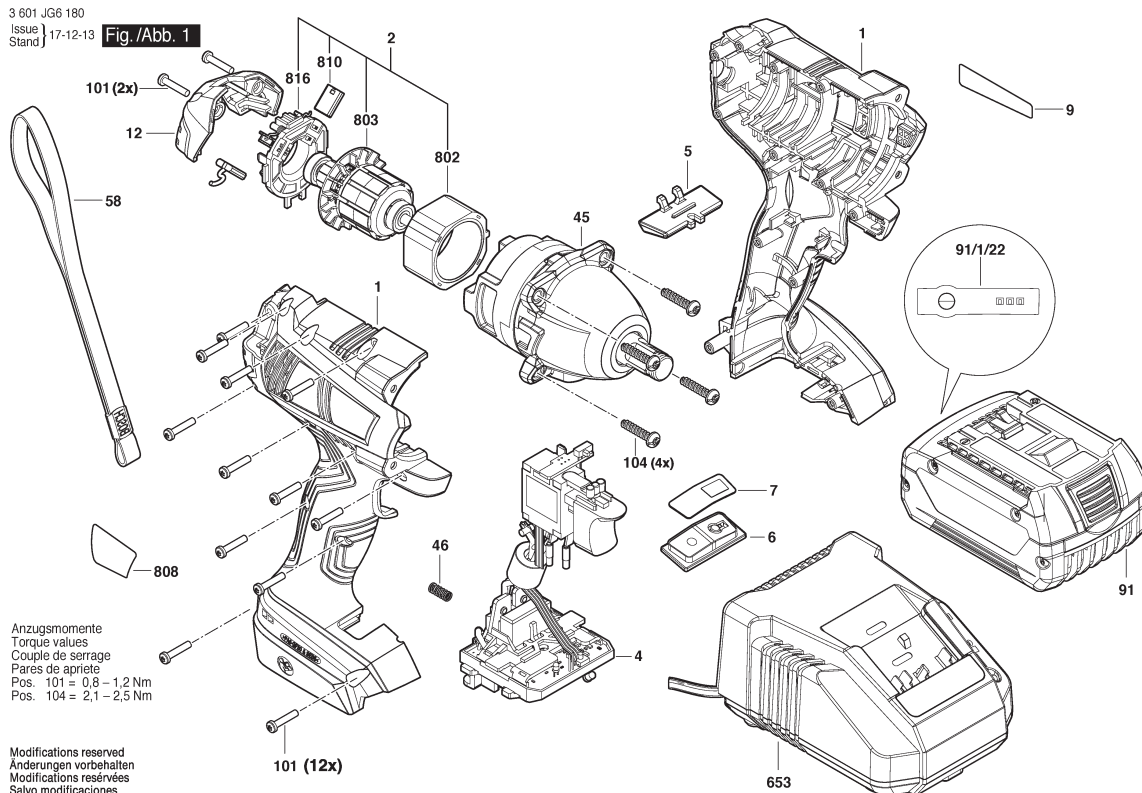
Model: 3 601 JK9 1K0 = 18

[illegible]

Please observe: Repairing, modifying and testing of electro-tools are to be performed professionally. The safety regulations according to IEC, EN, VDE, AFNOR and other regulations of the individual countries are to be observed. Subject to change.

This price list supersedes all previous edition. Prices are subjected to change without any prior notice.

 BOSCH Power Tools	Impact Wrench	Model GDS 250-LI 3 601 JG6 1K0 BO
---	----------------------	--



1 / 2

Model: 3 601 JG6 1K0 = 18									
Item	Pc	Order no.	Description	LP in INR	Item	Pc	Order no.	Description	LP in INR
1	1	2 609 101 560	Housing .	656,00	45/810	1	2 609 199 938	Front Housing .	636,00
2	1	2 609 120 731	DC motor .	1.991,00	45/822	1	1 600 A01 4Z3	Coupling Half .	489,00
4	1	2 609 199 892	Electronics Module .	1.866,00	45/835	1	2 609 112 136	steel ball .	54,00
5	1	2 609 101 784	Adjusting lever .	31,00	45/854	1	2 609 199 937	Flange Housing .	108,00
6	1	2 609 101 785	Button .	31,00	45/890	1	1 600 A00 2NE	Grease Tube 45 ML .	1.470,00
7	1	2 609 138 369	Label .		46	1	1 609 280 477	Compression Spring .	51,00
9	1	2 609 138 417	Manufacturer's nameplate		58	1	2 609 100 301	Strap .	32,00
12	1	2 609 101 783	Cover .	31,00	91	1	1 607 A35 0M0	Battery Pack GBA 18V	
45	1	2 609 199 838	Gear Box .	2.784,00	91/1/22	1	2 601 115 537	Sticker .	
45/13	1	2 609 111 873	Washer .	52,00	101	14	2 609 110 201	Torx Flat-Head Screw 3X16	29,00
45/30	1	2 609 112 012	Jack Shaft .	449,00	104	4	2 609 110 327	Screw .	31,00
45/31	2	2 609 110 332	Ball .	29,00	653	1	2 607 226 251	Fast Charger EU GAL	
45/32	1	2 609 111 582	Washer .	74,00	653	1	2 607 226 253	Fast Charger GB GAL	
45/33	1	2 609 112 003	Spring .	124,00	653	1	2 607 226 537	Fast Charger IND GAL	
45/34	1	2 609 111 555	Striker .	522,00	802	1	1 600 A00 0E0	Stator .	598,00
45/36	1	2 609 110 320	Washer .	60,00	803	1	1 600 A01 2PA	Rotor .	824,00
45/37	1	2 609 170 206	Damper .	87,00	808	1	1 600 A01 23X	Nameplate .	
45/40	1	2 609 111 519	Ring Gear .	159,00	810	1	1 604 321 174	Carbon-Brush Set .	272,00
45/41	2	2 609 111 560	Planet Gear .	264,00	816	1	1 600 A00 P98	Brush Holder .	437,00
45/42	2	2 609 112 105	Dowel pin .	29,00					
45/50	1	2 609 112 002	Washer .	113,00					
45/52	1	2 609 112 104	Washer .	114,00					
45/53	1	2 609 170 274	O-Ring .	114,00					
45/55	1	2 609 170 243	O-Ring .	31,00					

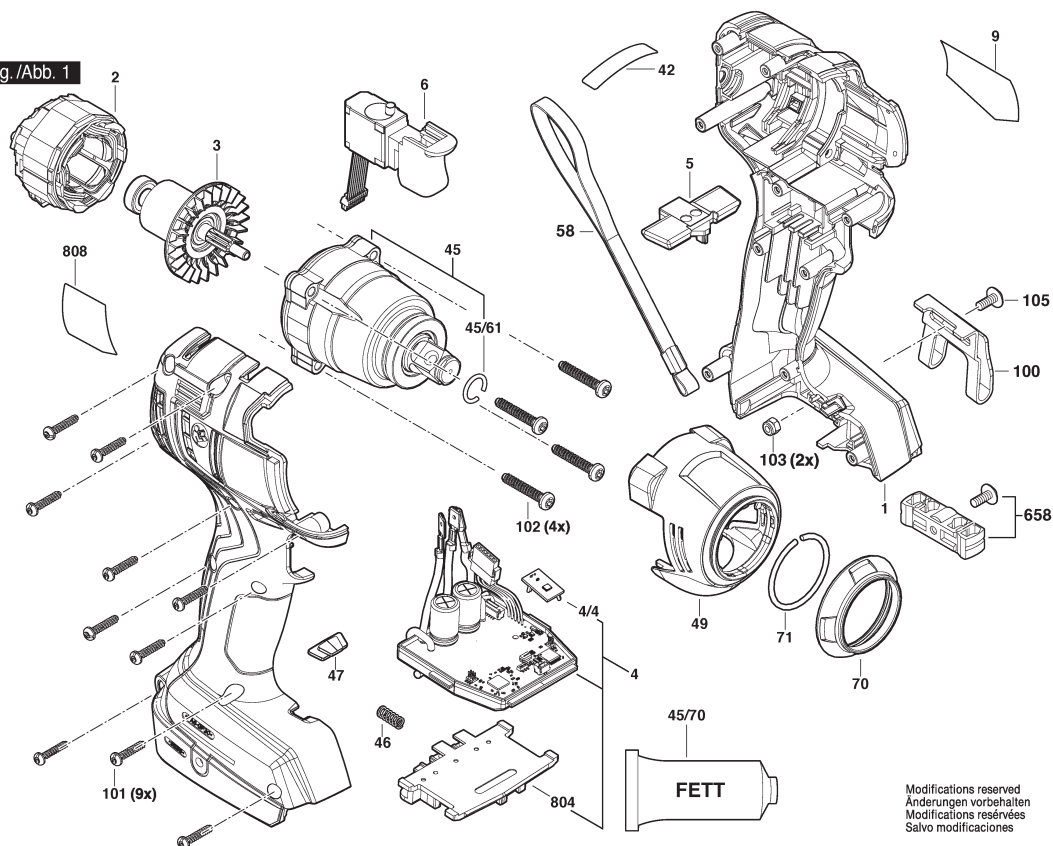
Please observe: Repairing, modifying and testing of electro-tools are to be performed professionally. The safety regulations according to IEC, EN, VDE, AFNOR and other regulations of the individual countries are to be observed. Subject to change.

This price list supersedes all previous edition. Prices are subjected to change without any prior notice.

 BOSCH Power Tools	Impact Wrench	Model GDS 18V-200 3 601 JJ2 380 BO
---	----------------------	---

3 601 JJ2 300
Issue
Stand 19-10-24

Fig./Abb. 1



Modifications reserved
Änderungen vorbehalten
Modificaciones reservadas
Salvo modificaciones

1 / 2

Model: 3 601 JJ2 380 = 18	
---------------------------	--

Item	Pc	Order no.	Description	LP in INR	Item	Pc	Order no.	Description	LP in INR
1	1	1 605 806 5Y4	Housing .	565,00	804	1	1 609 280 820	Contact retainer 18V .	288,00
2	1	1 619 P15 347	Stator .	1.278,00	808	1	1 601 11A 8RK	Nameplate .	
3	1	1 619 P14 405	Rotor .	1.044,00					
4	1	1 607 233 5LH	Electronics Module .	2.911,00					
4/4	1	1 607 503 839	Printed Circuit Board .	316,00					
5	1	1 600 A01 N9M	Changeover Lever .	186,00					
6	1	2 607 202 501	Switch .	581,00					
9	1	1 601 11C 32H	Manufacturer's nameplate						
42	1	1 601 11C 37H	Sticker .	30,00					
45	1	1 600 A01 C6F	Gear Box .	3.024,00					
45/61	1	0 618 800 045	Retaining ring .	93,00					
45/70	1	1 600 A00 2NE	Grease Tube 45 ML .	1.470,00					
46	1	1 609 280 477	Compression Spring .	51,00					
47	1	1 600 A00 0LE	Lens .	16,00					
49	1	1 600 A00 J37	Cover .	243,00					
58	1	2 609 100 301	Strap .	32,00					
70	1	1 600 A01 1DL	Protective Cap .	199,00					
71	1	1 604 601 037	Retaining ring .	163,00					
100	1	2 609 111 584	Clip .	137,00					
101	9	2 609 110 201	Torx Flat-Head Screw 3X16	29,00					
102	4	0 618 800 04W	Torx Flat-Head Screw .	178,00					
103	2	2 609 110 835	Nut .	29,00					
105	1	2 609 110 834	Screw .	63,00					
658	1	2 609 199 748	Bit holder .	84,00					

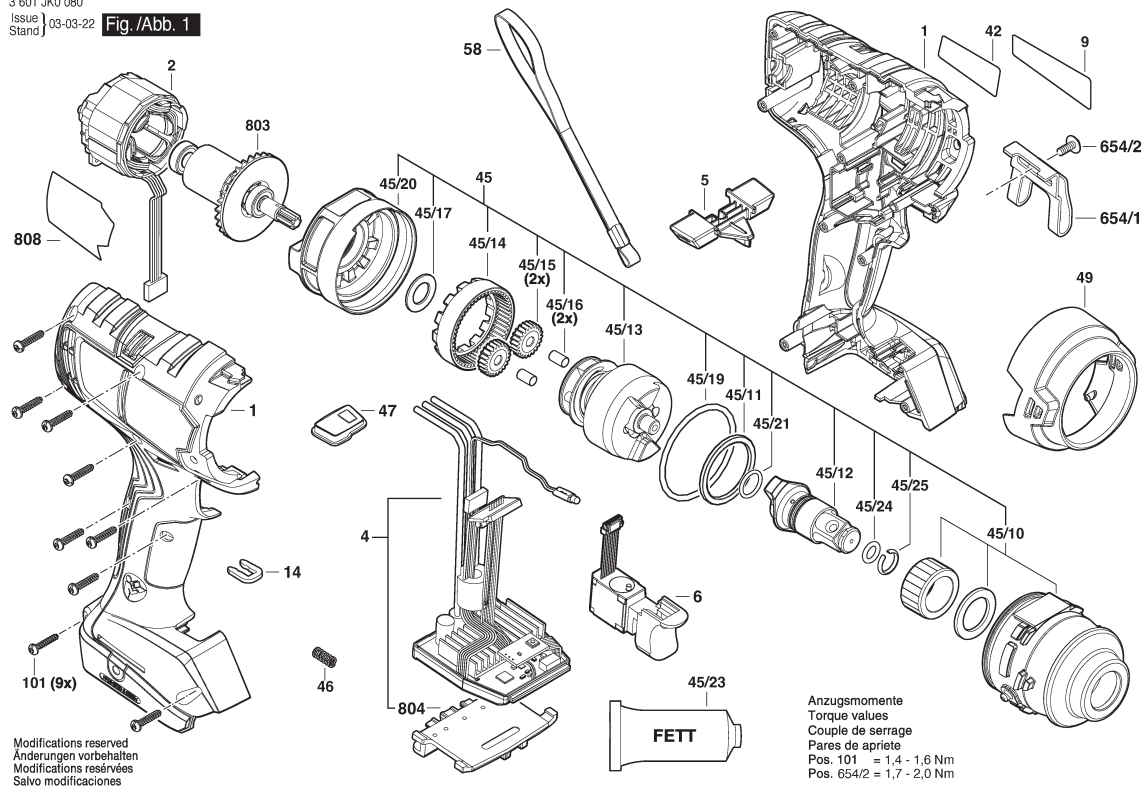
Please observe: Repairing, modifying and testing of electro-tools are to be performed professionally. The safety regulations according to IEC, EN, VDE, AFNOR and other regulations of the individual countries are to be observed. Subject to change.

This price list supersedes all previous edition. Prices are subjected to change without any prior notice.

 BOSCH Power Tools	Impact Wrench	Model GDS 18V-400 3 601 JK0 080 BO
---	----------------------	---

3 601 JK0 080
Issue
Stand 03-03-22

Fig./Abb. 1

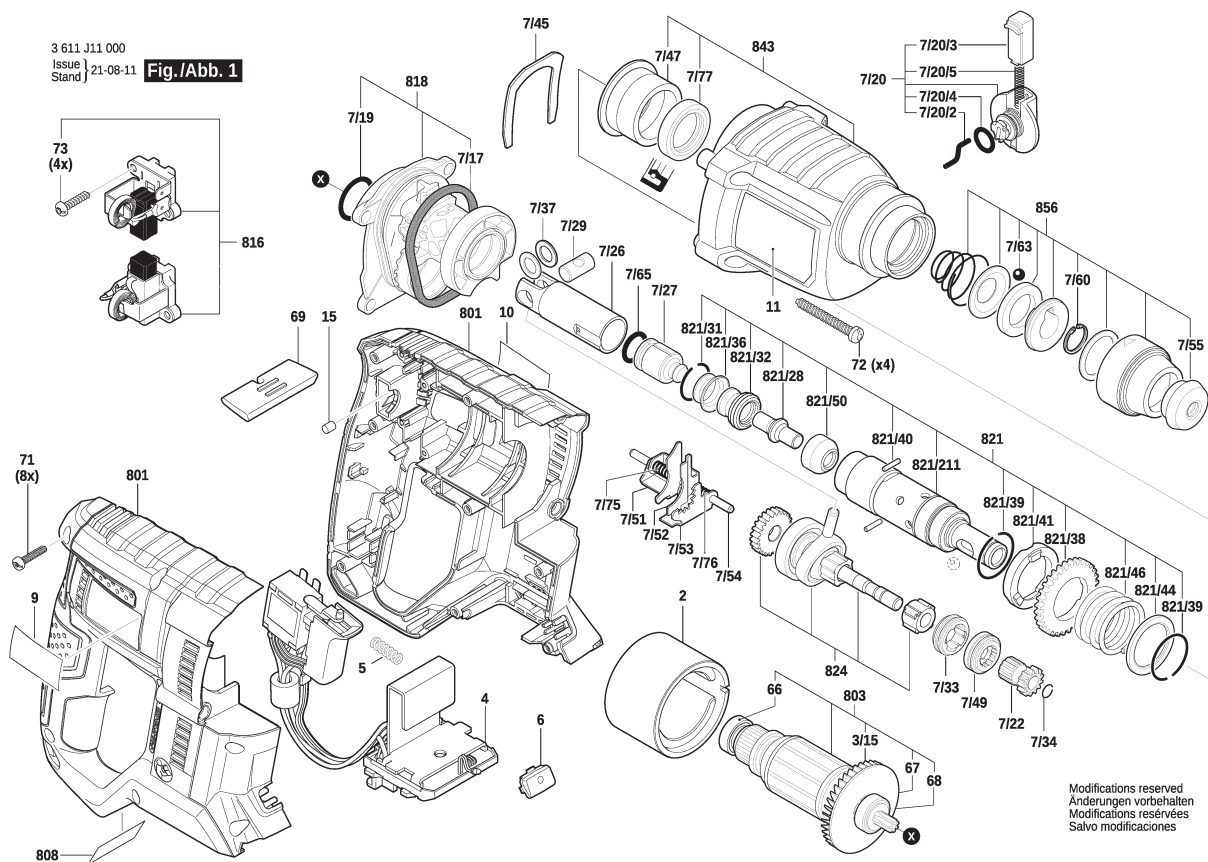


1 / 2

Model: 3 601 JK0 080 = 18									
Item	Pc	Order no.	Description	LP in INR	Item	Pc	Order no.	Description	LP in INR
1	1	1 600 A02 4SC	Housing Assembly .	511,00	47	1	1 600 A02 3VT	Button .	154,00
2	1	1 619 P15 409	Stator .	805,00	49	1	1 600 A01 YB7	Rubber Cap .	163,00
4	1	1 600 A02 3VS	Printed-Board Assembly .	4.182,00	58	1	2 609 100 301	Strap .	32,00
5	1	1 600 A01 YV1	Changeover Lever .	122,00	91	1	1 607 A35 0MA	Battery Pack GBA 18V	
6	1	2 607 202 509	Switch .	1.191,00	91	1	1 607 A35 0MA	Battery Pack GBA 18V	
9	1	1 607 000 E1R	Manufacturer's nameplate		91	1	2 607 337 069	Battery Pack BBS MR,	
14	1	2 609 110 537	Clip .	46,00	101	9	2 609 110 618	Screw .	30,00
42	1	1 601 11C 3ND	Sticker .		653	1	2 607 226 253	Fast Charger GB GAL	
45	1	1 600 A01 PN1	Gear Box .	2.808,00	653	1	2 607 226 537	Fast Charger IND GAL	
45/10	1	1 605 806 61K	Gear Housing .	625,00	653	1	2 607 226 251	Fast Charger EU GAL	
45/11	1	1 600 A01 R7G	Washer .	46,00	653	1	2 607 226 267	Fast Charger CN GAL	
45/12	1	1 600 A01 ZK6	Coupling Half .	646,00	654/1	1	2 609 111 584	Clip .	137,00
45/13	1	1 600 A01 ZK8	Jack Shaft .	1.302,00	654/2	1	2 609 110 834	Screw .	63,00
45/14	1	1 600 A02 4SG	Ring Gear .	360,00	803	1	1 600 A01 RX5	Rotor .	1.059,00
45/15	2	2 609 111 560	Planet Gear .	264,00	804	1	1 609 280 478	Contact retainer .	467,00
45/16	2	2 609 112 105	Dowel pin .	29,00	808	1	1 601 11A 754	Type Label .	
45/17	1	2 609 111 851	Washer .	54,00	808	1	1 601 11A 755	Type Label .	
45/19	1	2 609 170 274	O-Ring .	114,00					
45/20	1	1 600 A02 3VV	Flange Housing .	333,00					
45/21	1	2 609 170 243	O-Ring .	31,00					
45/23	1	1 600 A00 2NE	Grease Tube 45 ML .	1.470,00					
45/24	1	2 609 170 273	Rubber Ring .	42,00					
45/25	1	2 609 112 053	Clip Fastener .	29,00					
46	1	1 609 280 477	Compression Spring .	51,00					

Please observe: Repairing, modifying and testing of electro-tools are to be performed professionally. The safety regulations according to IEC, EN, VDE, AFNOR and other regulations of the individual countries are to be observed. Subject to change.

This price list supersedes all previous edition. Prices are subjected to change without any prior notice.



1 / 2

Model: 3 611 J11 0K0 = 18

Item	Pc	Order no.	Description	LP in INR	Item	Pc	Order no.	Description	LP in INR
2	1	1 619 P13 742	Field .	451,00	7/53	1	1 610 021 005	Shift Plate .	39,00
3/15	1	2 610 909 077	axial flow fan .	31,00	7/54	1	1 613 023 005	Guide Rod .	46,00
4	1	1 600 A00 F9H	Electronic Module .	2.488,00	7/55	1	1 610 508 052	Protective Cap .	47,00
5	1	2 604 690 055	Compression Spring .	31,00	7/60	1	1 614 601 077	Spring retaining ring .	58,00
6	1	1 619 P13 744	Lens .	31,00	7/63	1	1 903 230 013	Ball DIN 5401-Ø7MM-III-ST	73,00
7/17	1	1 610 290 108	O-Ring .	45,00	7/65	1	1 610 210 244	O-Ring 13,0X3,0 MM .	57,00
7/19	1	1 610 210 184	O-Ring 22,0X2,5 MM .	31,00	7/75	1	1 614 643 025	Compression Spring .	31,00
7/20	1	1 612 026 151	Clamp Handle BLACK	71,00	7/76	1	1 614 643 023	Compression Spring .	31,00
7/20/2	1	1 614 690 009	Driver Pin .	29,00	7/77	1	1 619 P09 722	Shaft Seal .	83,00
7/20/3	1	1 612 026 035	Switch Button RED	50,00	9	1	1 619 P13 760	Manufacturer's nameplate	
7/20/4	1	1 610 210 046	O-Ring 10,5X2,7 MM .	53,00	10	1	1 619 P13 761	Manufacturer's nameplate	
7/20/5	1	1 614 611 006	Compression Spring .	73,00	15	1	2 603 100 056	Damping rubber .	54,00
7/22	1	1 619 PS1 115	Gear Sleeve .		66	2	1 900 905 029	Ball Bearing 8X22X7 .	41,00
7/26	1	1 618 700 083	Hammer Piston .	163,00	67	1	1 610 905 047	groove ball bearing .	89,00
7/27	1	1 618 710 085	Striker .	101,00	68	1	1 600 100 037	Plain Washer .	31,00
7/29	1	1 613 100 034	Piston Pin .	31,00	69	1	1 619 P13 747	Change-Over Switch .	31,00
7/33	1	1 615 820 103	Switching Element .	57,00	71	8	2 603 490 023	Torx Oval-Head Screw	31,00
7/34	1	1 619 P00 829	Retaining ring .	31,00	72	4	1 619 P09 645	Torx Oval-Head Screw .	31,00
7/37	2	1 610 100 016	Guide Disc .	47,00	73	4	1 619 P06 252	Torx Oval-Head Screw .	31,00
7/45	1	1 611 016 003	Holding Plate .	59,00	651	1	1 613 001 009	Depth-Gauge SW 6X210	173,00
7/47	1	1 610 202 031	Plain bearing .	217,00	653	1	1 607 A35 0M0	Battery Pack GBA 18V	
7/49	1	1 615 820 104	Switching Element .	89,00	653	1	1 607 A35 0B2	Battery Pack 18V 3.0AH LI	
7/51	1	1 610 021 004	Shift Plate .	39,00	654	1	2 607 225 329	Fast Charger LAM	4.751,00
7/52	1	1 610 021 006	Shift Plate .	45,00	654	1	2 607 226 283	Fast Charger UK GAL	

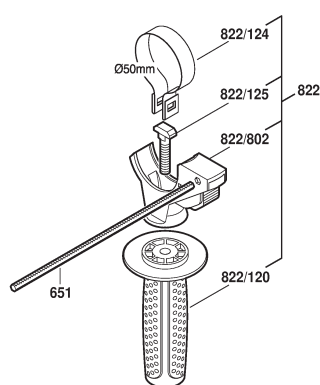
Please observe: Repairing, modifying and testing of electro-tools are to be performed professionally. The safety regulations according to IEC, EN, VDE, AFNOR and other regulations of the individual countries are to be observed. Subject to change.

This price list supersedes all previous edition. Prices are subjected to change without any prior notice.

 BOSCH Power Tools	Cordless Rotary Hammer	Model GBH 180-LI 3 611 J11 0K0 BO
---	-------------------------------	--

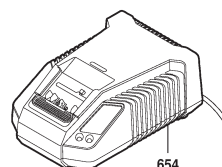
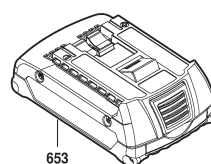
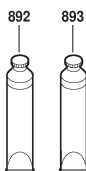
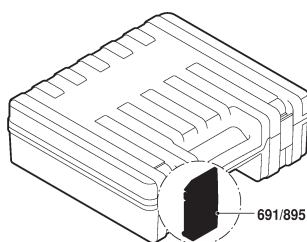
3 611 J11 000
Issue
Stand 20-08-19

Fig./Abb. 2



Pos 7/*
Anzugsmoment 28,0 - 8,0 Nm
Slipping point of clutch 28,0 - 8,0 Nm
Couple de glissement 28,0 - 8,0 Nm
Momento de desenganamiento 28,0 - 8,0 Nm

Anzugsmomente
Torque values
Couple de serrage
Pares de apriete
Pos. 71 = 1,6 - 2,0 Nm
72 = 2,2 - 2,7 Nm
73 = 1,0 - 1,3 Nm
822/12 = 2,7 - 4,7 Nm



Modifications reserved
Änderungen vorbehalten
Modifications réservées
Salvo modificaciones

2 / 2

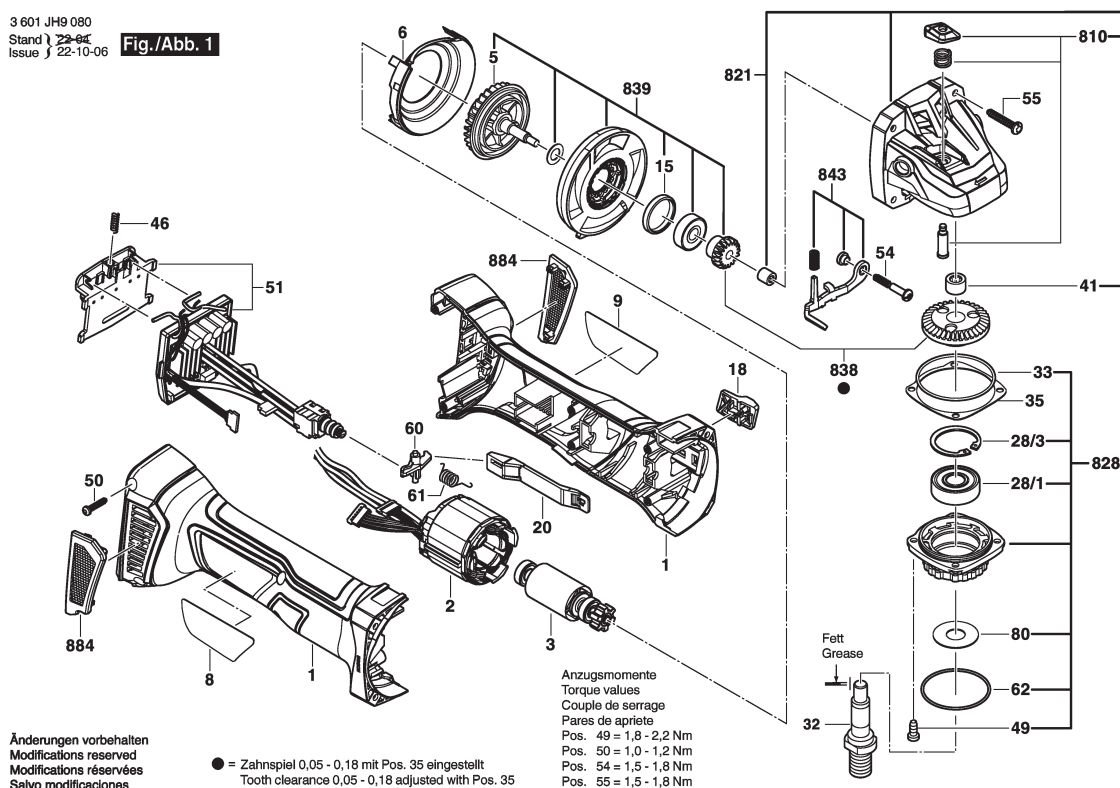
Model: 3 611 J11 0K0 = 18									
Item	Pc	Order no.	Description	LP in INR	Item	Pc	Order no.	Description	LP in INR
654	1	2 607 225 431	Fast Charger RC		822/120	1	1 602 025 07H	Auxiliary Handle .	506,00
654	1	2 607 226 281	Fast Charger EU GAL		822/124	1	1 611 316 021	Clamping Band Ø50 MM .	73,00
654	1	2 607 226 251	Fast Charger EU GAL		822/125	1	1 613 490 002	T-Head Bolt M8X40 MM .	76,00
654	1	2 607 225 923	Charger GB 230/10,8-18V,		822/802	1	1 617 000 475	Support clamp .	84,00
691/895	2	1 619 P14 336	Latch .	94,00	824	1	1 617 000 6BC	Jack Shaft .	1.272,00
801	1	1 619 P14 446	Motor Housing .	937,00	843	1	1 619 P09 186	Gear Housing .	737,00
803	1	1 619 P14 346	Armature .	1.384,00	856	1	1 617 000 6D3	Protection Sleeve .	257,00
808	1	1 619 P14 599	Nameplate .		892	1	1 615 430 020	Grease Tube 225 ML .	1.512,00
816	1	1 619 P14 345	Carbon-Brush Set .	274,00	893	1	1 615 430 001	Grease Tube 225 ML .	563,00
818	1	1 619 P09 616	Intermediate Flange .	921,00					
821	1	1 619 P09 617	Hammer Pipe .	1.751,00					
821/28	1	1 613 124 084	Striker Pin .	33,00					
821/31	1	1 619 P09 816	Retaining ring .	31,00					
821/32	1	1 619 P07 426	Rubber Bushing .	96,00					
821/36	1	1 610 551 008	Holding Plate .	47,00					
821/38	1	1 616 317 084	Cylindrical Gear .	345,00					
821/39	2	1 614 601 055	Retaining ring .	31,00					
821/40	2	1 613 100 032	Straight Pin .	31,00					
821/41	1	1 610 102 072	Ratchet Disc .	115,00					
821/44	1	1 610 102 092	Friction Washer .	31,00					
821/46	1	1 614 630 003	Compression Spring .	31,00					
821/50	1	1 619 P11 562	Guide Bushing .	139,00					
821/211	1	1 619 P09 815	Hammer Pipe .	809,00					
822	1	1 602 025 08X	Auxiliary Handle .	596,00					

Please observe: Repairing, modifying and testing of electro-tools are to be performed professionally. The safety regulations according to IEC, EN, VDE, AFNOR and other regulations of the individual countries are to be observed. Subject to change.

This price list supersedes all previous edition. Prices are subjected to change without any prior notice.

3 601 JH9 080
Stand 22-04
Issue 22-10-06

Fig./Abb. 1



1 / 2

Model: 3 601 JH9 0K0 = 18

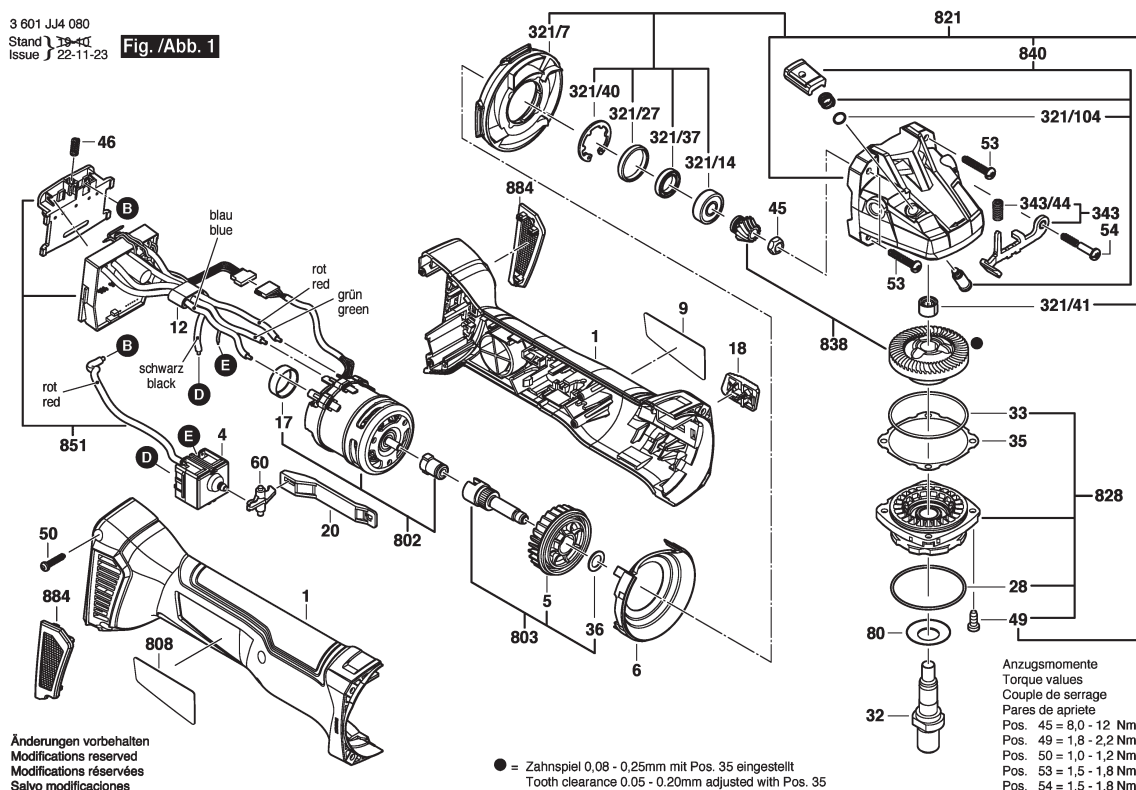
Item	Pc	Order no.	Description	LP in INR	Item	Pc	Order no.	Description	LP in INR
1	1	1 619 P15 044	Motor Housing .	480,00	61	1	1 619 P15 806	Torsion Spring .	61,00
2	1	1 600 A01 A6N	Stator .	912,00	62	1	1 600 210 038	O-Ring 38,0X1,5 MM .	76,00
3	1	1 600 A01 A6S	Rotor .	1.068,00	80	1	1 619 P09 390	Cover Disc .	72,00
5	1	1 619 P15 054	Fan .	103,00	650/1	1	1 619 P16 111	Auxiliary Handle .	150,00
6	1	1 619 P16 509	Air-Deflector Ring .	127,00	650/1	1	1 619 P10 681	Auxiliary Handle .	180,00
8	1	1 619 P15 790	Nameplate .		650/2	1	1 619 P09 976	Round Nut With 2 Holes .	54,00
9	1	1 619 P15 781	Manufacturer's nameplate		650/5	1	1 619 P12 159	Clamping-Flange	51,00
15	1	1 600 206 025	Rubber Ring .	29,00	650/30	1	2 609 110 015	Pin-Type Face-Wrench .	50,00
18	1	1 619 P15 338	Switch Handle .	81,00	651	1	1 619 P14 537	Protective Cover .	242,00
20	1	1 619 P15 050	Adjusting Slide .	82,00	652	1	2 607 225 923	Charger GB 230/10,8-18V,	
28/1	1	1 619 P07 440	Ball Bearing .	219,00	652	1	2 607 225 921	Charger EU GAL 1880 CV	5.258,00
28/3	1	2 916 660 013	Retaining clip DIN	50,00	652	1	2 607 226 251	Fast Charger EU GAL	
32	1	1 603 523 111	Grinding Spindle M10,	99,00	652	1	2 607 226 253	Fast Charger GB GAL	
33	1	1 619 P02 820	O-Ring 44,0X1,0 MM .	31,00	653	1	1 607 A35 0V9	Battery Pack GBA 18V	
35	1	1 619 P02 822	Shim 0,2 MM .	31,00	653	1	1 617 S01 9K0	Battery Pack .	
35	1	1 619 P02 821	Shim 0,1 MM .	31,00	653	1	1 607 A35 0V8	Battery Pack GBA 18V	
41	1	1 600 200 029	Plain bearing .	31,00	653	1	2 607 337 069	Battery Pack BBS MR,	
46	1	1 609 280 477	Compression Spring .	51,00	653	1	1 607 A35 0M0	Battery Pack GBA 18V	
49	4	1 619 P11 118	Thread-forming tap. Screw	38,00	653	1	1 607 A35 0MN	Battery Pack GBA 18V	
50	6	2 609 110 201	Torx Flat-Head Screw 3X16	29,00	810	1	1 619 P16 236	Push Button .	123,00
51	1	1 600 A01 NC3	Electronics Module .	2.889,00	821	1	1 619 P16 237	Gear Housing .	657,00
54	1	2 603 490 025	Torx Oval-Head Screw	32,00	828	1	1 619 P11 098	Bearing Flange .	553,00
55	3	1 619 P01 066	Torx Oval-Head Screw	31,00	838	1	1 619 P16 240	Gear Unit .	386,00
60	1	1 619 P15 795	Reverse-Transfer Lever .	72,00	839	1	1 619 P16 234	Bevel Gear Shaft .	731,00

Please observe: Repairing, modifying and testing of electro-tools are to be performed professionally. The safety regulations according to IEC, EN, VDE, AFNOR and other regulations of the individual countries are to be observed. Subject to change.

This price list supersedes all previous edition. Prices are subjected to change without any prior notice.

3 601 JJ4 080
Stand 19-10
Issue 22-11-23

Fig. /Abb. 1



1 / 2

Model: 3 601 JJ4 0K0 = 18

Item	Pc	Order no.	Description	LP in INR	Item	Pc	Order no.	Description	LP in INR
1	1	1 619 P15 334	Motor Housing .	1.043,00	80	1	1 619 P09 390	Cover Disc .	72,00
4	1	2 607 202 328	Switch .	704,00	321/7	1	1 619 P16 508	Air Distributor .	
5	1	1 619 P16 641	Fan .	149,00	321/14	1	1 619 P09 955	groove ball bearing .	82,00
6	1	1 600 591 065	Air-Deflector Ring .	125,00	321/27	1	1 600 206 025	Rubber Ring .	29,00
9	1	1 619 P15 337	Manufacturer's nameplate		321/37	1	1 600 A00 P17	Holder .	48,00
12	1	1 600 A00 RK2	Ferrite .	108,00	321/40	1	1 600 119 011	Retaining clip .	52,00
17	1	1 600 100 P12	Cover .	80,00	321/41	1	1 600 200 029	Plain bearing .	31,00
18	1	1 619 P15 338	Switch Handle .	81,00	321/104	1	1 600 210 044	O-Ring 4,5X1,0 MM BLUE	32,00
20	1	1 619 P16 511	Adjusting Slide .	30,00	343	1	1 607 000 742	Catch Lever .	254,00
28	1	3 600 210 109	O-Ring 47,0X1,5 MM .	52,00	343/44	1	1 604 611 042	Compression Spring .	32,00
32	1	1 603 523 111	Grinding Spindle M10,	99,00	650/1	1	1 619 P10 681	Auxiliary Handle .	180,00
33	1	1 600 210 035	O-Ring 46,0X1,1 MM .	53,00	650/2	1	1 619 P09 976	Round Nut With 2 Holes .	54,00
35	1	1 600 136 020	Shim 0,15 MM THICK	87,00	650/3	1	1 619 P08 928	Pin-Type Face-Wrench .	39,00
35	1	1 600 136 015	Shim 0,3 MM THICK	71,00	650/5	1	1 619 P12 159	Clamping-Flange	51,00
35	1	1 600 136 014	Shim 0,2 MM THICK	74,00	651	1	1 600 A01 2JH	Protective Cover .	163,00
35	1	1 600 136 013	Shim 0,1 MM THICK	74,00	652	1	2 607 225 921	Charger EU GAL 1880 CV	5.258,00
36	1	1 610 100 023	Washer .	48,00	652	1	2 607 226 251	Fast Charger EU GAL	
45	1	1 619 P17 544	Hex Nut .		652	1	2 607 225 923	Charger GB 230/10,8-18V,	
46	1	1 609 280 477	Compression Spring .	51,00	653	1	1 617 S01 9K0	Battery Pack .	
49	4	2 914 491 410	Thread-forming tap. Screw	32,00	653	1	2 607 337 069	Battery Pack BBS MR,	
50	4	2 609 110 201	Torx Flat-Head Screw 3X16	29,00	802	1	1 607 000 CA4	Motor .	4.256,00
53	3	1 619 P01 066	Torx Oval-Head Screw	31,00	803	1	1 607 000 CA5	Bevel Gear Shaft .	406,00
54	1	2 603 490 025	Torx Oval-Head Screw	32,00	808	1	1 619 P15 477	Nameplate .	
60	1	1 600 A00 P18	Reverse-Transfer Lever .	48,00	821	1	1 607 000 CA6	Gear Housing .	885,00

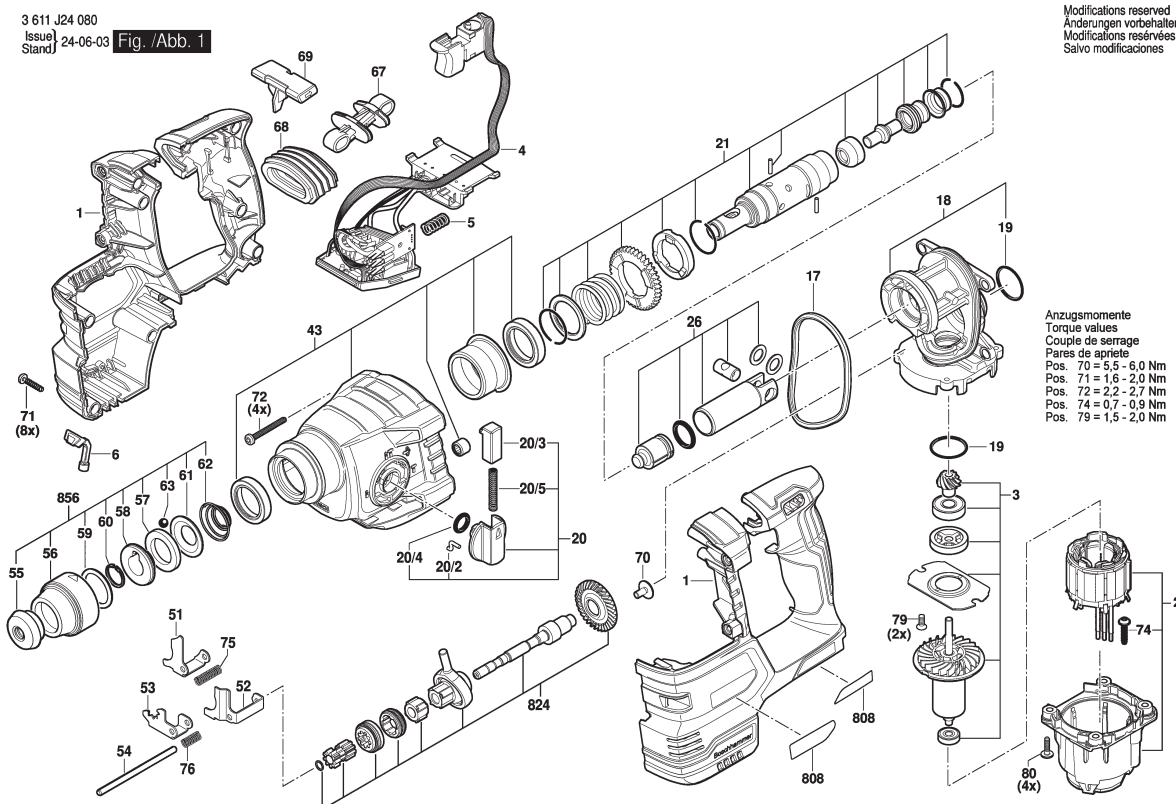
Please observe: Repairing, modifying and testing of electro-tools are to be performed professionally. The safety regulations according to IEC, EN, VDE, AFNOR and other regulations of the individual countries are to be observed. Subject to change.

This price list supersedes all previous edition. Prices are subjected to change without any prior notice.

3 611 J24 080
Issue/Stand
24-06-03

Fig./Abb. 1

Modifications reserved
Änderungen vorbehalten
Modifications réservées
Salvo modificaciones



Anzugsmomente
Torque values
Couple de serrage
Pares de apriete
Pos. 70 = 5,5 - 6,0 Nm
Pos. 71 = 1,6 - 2,0 Nm
Pos. 72 = 2,2 - 2,7 Nm
Pos. 74 = 0,7 - 0,9 Nm
Pos. 75 = 1,5 - 2,0 Nm

1 / 2

Model: 3 611 J24 080 = 18

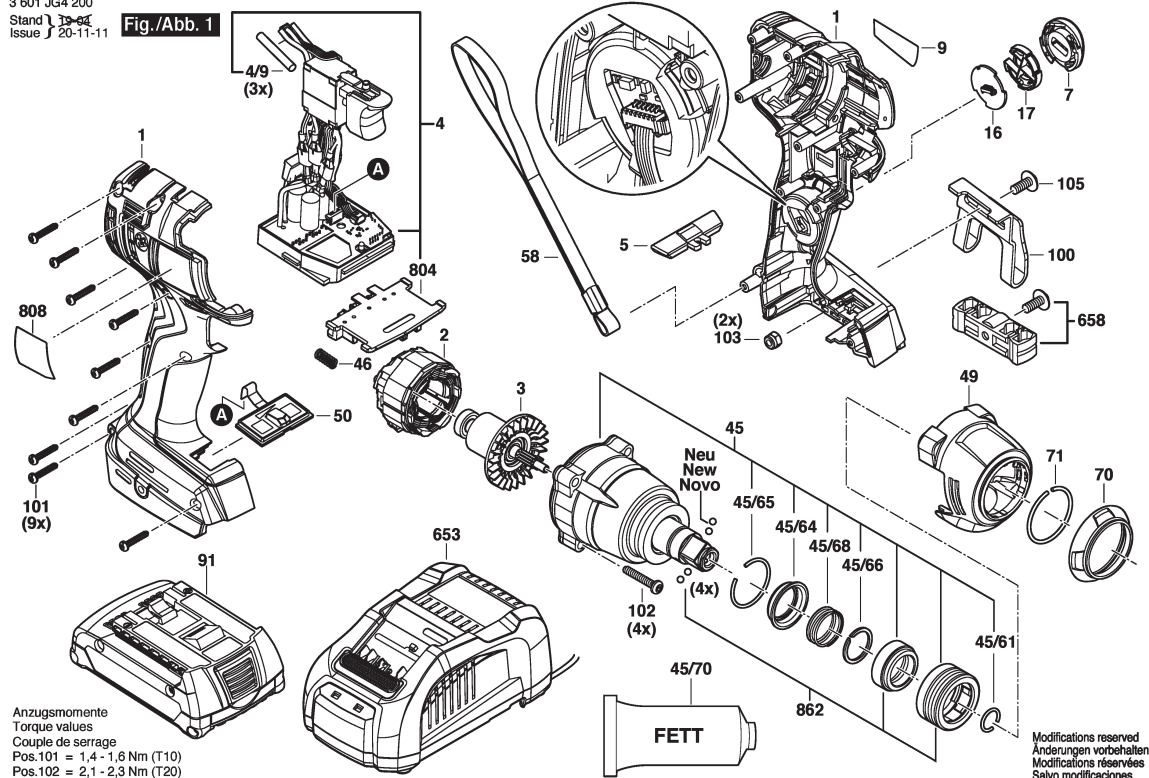
Item	Pc	Order no.	Description	LP in INR	Item	Pc	Order no.	Description	LP in INR
1	1	1 605 108 2R3	Motor Housing .	794,00	57	1	1 610 102 025	Friction Washer .	54,00
2	1	1 600 A02 99X	Stator .	1.590,00	58	1	1 619 P16 959	Support .	72,00
3	1	1 600 A02 99Y	Rotor .	1.693,00	59	1	1 610 102 045	Friction Washer 1,0 MM	27,00
4	1	1 619 P18 209	Electronics Module .		60	1	1 614 601 077	Spring retaining ring .	58,00
4	1	1 600 A02 520	Electronic Module .	3.026,00	61	1	1 610 551 005	Holding Plate .	58,00
5	1	2 604 690 055	Compression Spring .	31,00	62	1	1 619 P01 799	Conical helical spring .	33,00
6	1	1 600 A02 6NJ	Lens .	54,00	63	1	1 903 230 013	Ball DIN 5401-Ø7MM-III-ST	73,00
17	1	1 619 P17 872	Sealing Ring .		67	1	1 600 A00 798	Guide Piece .	237,00
18	1	1 619 PS1 037	Intermediate Flange .	1.125,00	68	1	1 600 A00 1CL	Bellows .	181,00
19	1	1 610 210 208	O-Ring 24,0X2,0 MM .	50,00	69	1	1 600 A02 7G6	Switch Slide .	77,00
20	1	1 612 026 151	Clamp Handle BLACK	71,00	70	1	1 603 435 09H	Torx Oval-Head Screw .	59,00
20/2	1	1 614 690 009	Driver Pin .	29,00	71	8	2 603 490 023	Torx Oval-Head Screw	31,00
20/3	1	1 612 026 035	Switch Button RED	50,00	72	4	1 619 P09 645	Torx Oval-Head Screw .	31,00
20/4	1	1 610 210 046	O-Ring 10,5X2,7 MM .	53,00	74	1	1 619 P00 220	Torx Oval-Head Screw	31,00
20/5	1	1 614 611 006	Compression Spring .	73,00	75	1	1 614 643 025	Compression Spring .	31,00
21	1	1 618 597 13C	Toolholder .	1.489,00	76	1	1 614 643 023	Compression Spring .	31,00
26	1	1 619 P17 855	Hammer Piston .	536,00	79	2	1 613 435 023	Thread-forming tap. Screw	31,00
43	1	1 605 806 6B4	Gear Housing .	836,00	80	4	1 619 P01 380	Screw 4X14 .	29,00
51	1	1 610 021 004	Shift Plate .	39,00	120	1	1 619 P16 971	Auxiliary Handle .	313,00
52	1	1 610 021 006	Shift Plate .	45,00	120/120	1	1 619 P20 196	Auxiliary Handle .	83,00
53	1	1 600 A02 195	Shift Plate .	89,00	120/121	1	1 617 000 475	Support clamp .	84,00
54	1	1 613 023 005	Guide Rod .	46,00	120/122	1	1 613 231 010	Push-Button .	27,00
55	1	1 610 508 052	Protective Cap .	47,00	120/123	1	2 604 610 028	Compression Spring .	42,00
56	1	1 610 499 060	Protection Sleeve .	51,00	120/124	1	1 611 316 021	Clamping Band Ø50 MM .	73,00

Please observe: Repairing, modifying and testing of electro-tools are to be performed professionally. The safety regulations according to IEC, EN, VDE, AFNOR and other regulations of the individual countries are to be observed. Subject to change.

This price list supersedes all previous edition. Prices are subjected to change without any prior notice.

3 601 JG4 200
Stand 12-04
Issue 20-11-11

Fig./Abb. 1



1 / 1

Model: 3 601 JG4 200 = 18


Item	Pc	Order no.	Description	LP in INR	Item	Pc	Order no.	Description	LP in INR
1	1	1 605 806 5CZ	Housing .	648,00	91	1	1 607 A35 0AN	Battery Pack GBA 18V	
2	1	1 619 P14 412	Stator .	1.342,00	91	1	2 607 337 267	Battery Pack GBA 18V	
3	1	1 619 P14 405	Rotor .	1.044,00	91	1	2 607 337 069	Battery Pack BBS MR,	
4	1	1 607 233 5EV	Electronics Module .	5.346,00	100	1	2 609 111 584	Clip .	137,00
4/9	3	1 600 712 03S	Shrinkable Tube .		101	9	2 609 110 201	Torx Flat-Head Screw 3X16	29,00
5	1	1 600 A01 1KN	Changeover Lever .	126,00	102	4	0 618 800 04W	Torx Flat-Head Screw .	178,00
7	1	1 600 A00 RU8	Cover unit .	186,00	103	2	2 609 110 835	Nut .	29,00
9	1	1 601 11C 28M	Manufacturer's nameplate		105	1	2 609 110 834	Screw .	63,00
16	1	1 607 503 333	Printed-Board Assembly .	463,00	653	1	2 607 225 921	Charger EU GAL 1880 CV	5.258,00
17	1	1 600 A00 M53	Cover Panel .	155,00	653	1	2 607 225 923	Charger GB 230/10,8-18V,	
45	1	1 600 A01 PG3	Gear Box .	3.368,00	658	1	2 609 199 748	Bit holder .	84,00
45/61	1	0 618 800 045	Retaining ring .	93,00	804	1	1 609 280 820	Contact retainer 18V .	288,00
45/64	1	1 600 A00 NR9	Holding Jacket .	126,00	808	1	1 601 11A 599	Nameplate .	
45/65	1	1 604 601 032	Retaining ring .	155,00	862	1	1 600 A01 NOV	Sleeve assembly .	257,00
45/66	1	1 604 601 031	Retaining ring .	155,00					
45/68	1	0 618 800 047	Compression Spring .	125,00					
45/70	1	1 600 A00 2NE	Grease Tube 45 ML .	1.470,00					
46	1	1 609 280 477	Compression Spring .	51,00					
49	1	1 600 A00 J37	Cover .	243,00					
50	1	1 600 A01 3BB	Keyboard .	521,00					
58	1	2 609 100 301	Strap .	32,00					
70	1	1 600 A01 1DL	Protective Cap .	199,00					
71	1	1 604 601 037	Retaining ring .	163,00					
91	1	1 607 A35 0AM	Battery Pack KOR GBA						

Please observe: Repairing, modifying and testing of electro-tools are to be performed professionally. The safety regulations according to IEC, EN, VDE, AFNOR and other regulations of the individual countries are to be observed. Subject to change.

This price list supersedes all previous edition. Prices are subjected to change without any prior notice.

3 611 J24 080
Issue } 23-01-
Stand }

Fig. /Abb. 2




Modifications reserved
Änderungen vorbehalten
Modifications réservées
Salvo modificaciones

2 / 2

[illegible]

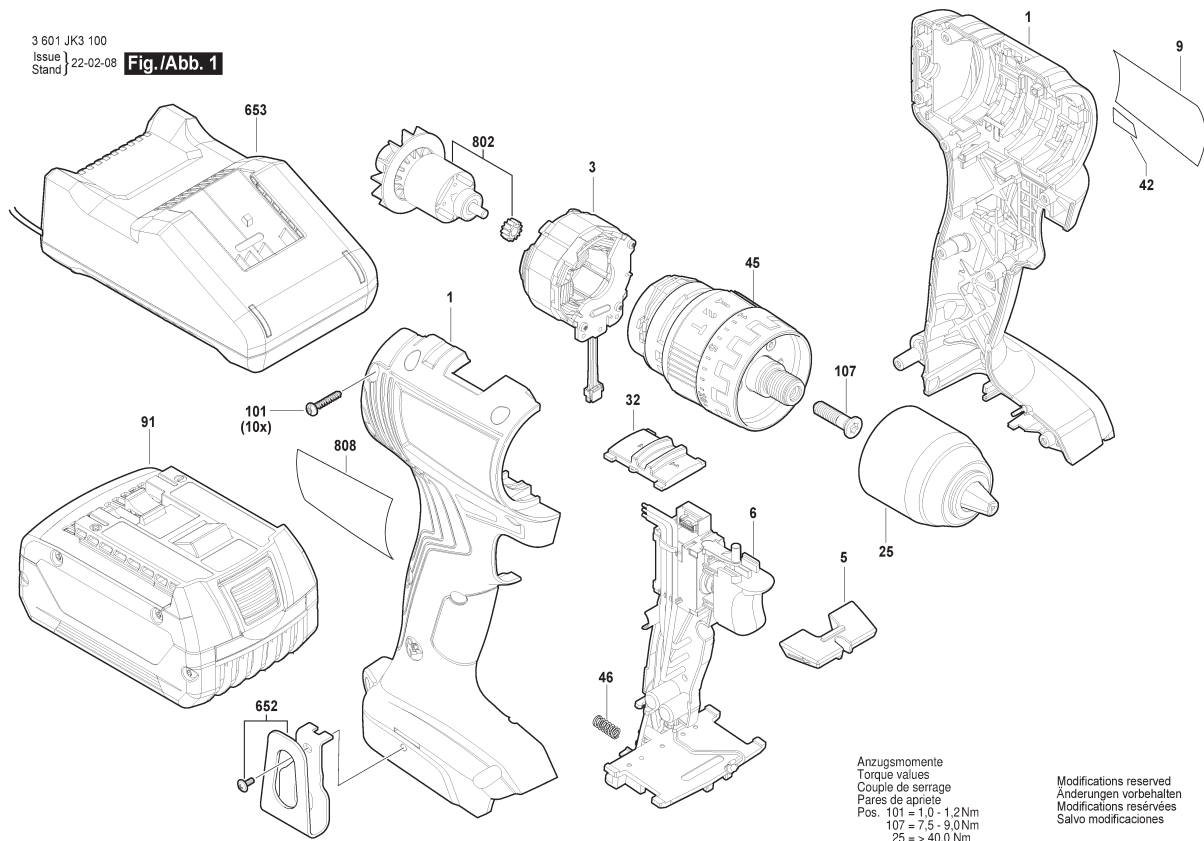
Please observe: Repairing, modifying and testing of electro-tools are to be performed professionally. The safety regulations according to IEC, EN, VDE, AFNOR and other regulations of the individual countries are to be observed. Subject to change.

This price list supersedes all previous edition. Prices are subjected to change without any prior notice.

 BOSCH Power Tools	Cordl Perc Screwdr	Model GSB 185-LI 3 601 JK3 180 BO
---	---------------------------	--

3 601 JK3 100
Issue
Stand 22-02-08

Fig./Abb. 1



1 / 1

Model: 3 601 JK3 180 = 18									
Item	Pc	Order no.	Description	LP in INR	Item	Pc	Order no.	Description	LP in INR
1	1	1 605 806 62H	Housing .	562,00					
3	1	1 619 P15 696	Stator .	787,00					
5	1	1 600 A01 Z04	Changeover Lever .	97,00					
6	1	2 607 202 513	Electronics Module .	1.556,00					
9	1	1 601 11C 4DD	Manufacturer's nameplate						
25	1	1 600 A02 7W8	Keyless Chuck .	1.383,00					
32	1	1 600 A01 2MM	Switchover Unit .	253,00					
42	1	1 601 11C 49H	Sticker .						
45	1	1 600 A01 ZT9	Gear Box .	1.406,00					
46	1	1 609 280 477	Compression Spring .	51,00					
91	1	1 607 A35 OMN	Battery Pack GBA 18V						
91	1	1 607 A35 0V8	Battery Pack GBA 18V						
101	10	2 609 110 201	Torx Flat-Head Screw 3X16	29,00					
107	1	2 603 421 229	Countersunk-Head Screw	52,00					
652	1	1 600 A02 7W3	Clip .	107,00					
653	1	2 607 226 281	Fast Charger EU GAL						
653	1	2 607 226 283	Fast Charger UK GAL						
653	1	2 607 226 289	Fast Charger LAM						
802	1	1 607 000 EC2	Rotor .	686,00					
808	1	1 601 11A D48	Nameplate .						

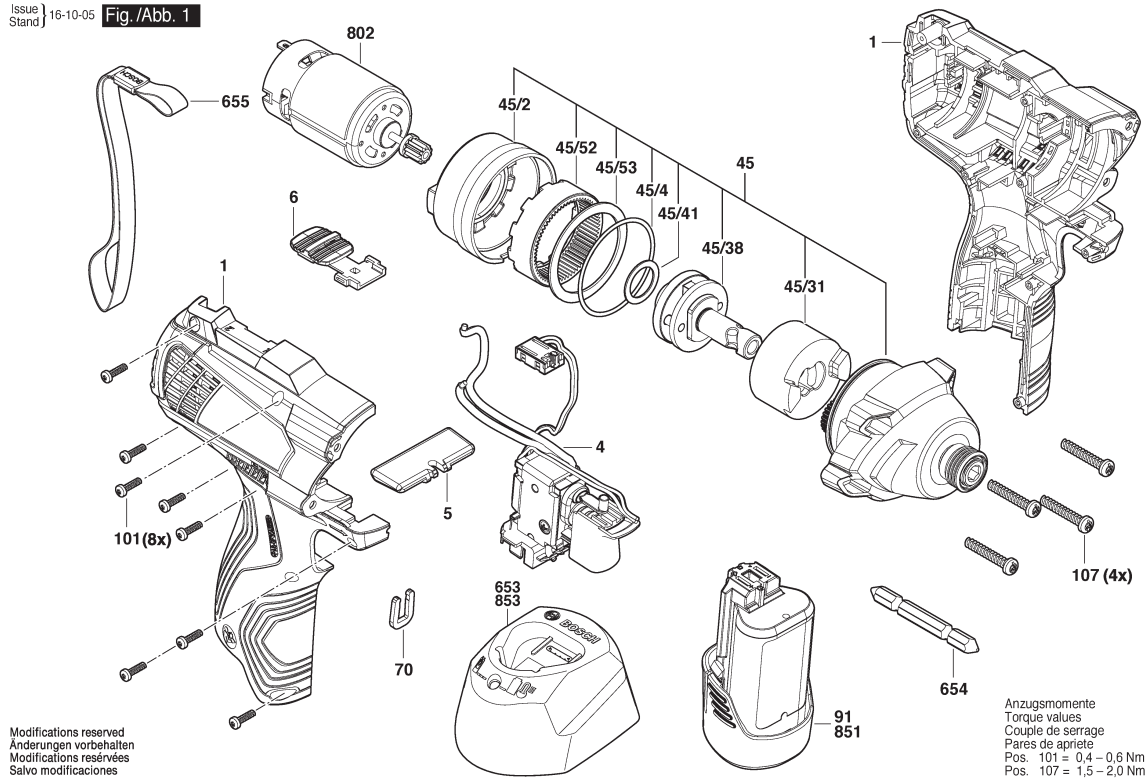
Please observe: Repairing, modifying and testing of electro-tools are to be performed professionally. The safety regulations according to IEC, EN, VDE, AFNOR and other regulations of the individual countries are to be observed. Subject to change.

This price list supersedes all previous edition. Prices are subjected to change without any prior notice.

 BOSCH Power Tools	Impact Wrench	Model GDR 120-LI 3 601 JF0 0L0 BO
---	----------------------	--

3 601 JF0 080
Issue
Stand 16-10-05

Fig./Abb. 1



1 / 1

Model: 3 601 JF0 0L0 = 12									
Item	Pc	Order no.	Description	LP in INR	Item	Pc	Order no.	Description	LP in INR
1	1	2 609 101 534	Housing .	424,00					
4	1	2 607 202 312	Electronics Module .	1.115,00					
5	1	2 609 100 698	Button .	31,00					
6	1	2 609 101 661	Switchover Unit .	106,00					
45	1	2 609 199 824	Gear Box .	2.396,00					
45/2	1	2 609 101 512	Flange Housing .	56,00					
45/4	1	2 609 170 267	Seal .	31,00					
45/31	1	2 609 111 531	Striker .	527,00					
45/38	1	2 609 199 865	Jack Shaft .	558,00					
45/41	1	2 609 112 071	Washer .	31,00					
45/52	1	2 609 111 997	Ring Gear .	101,00					
45/53	1	2 609 112 051	Washer .	31,00					
70	1	2 609 110 537	Clip .	46,00					
91	1	1 607 A35 0C5	Battery Pack GBA 12V						
101	8	2 609 110 883	Screw .	36,00					
107	4	2 609 110 327	Screw .	31,00					
653	1	2 607 226 535	Fast Charger IND GAL						
654	1	2 609 110 342	Screwdriver Blade .	94,00					
655	1	2 609 170 129	Carrying Loop .	31,00					
802	1	1 600 A00 PE3	Motor assembly .	929,00					
851	1	1 607 A35 0C5	Battery Pack GBA 12V						
853	1	2 607 226 187	Fast Charger EU GAL						
853	1	2 607 226 189	Fast Charger GB GAL						
853	1	2 607 226 195	Fast Charger GAL 12V-20						

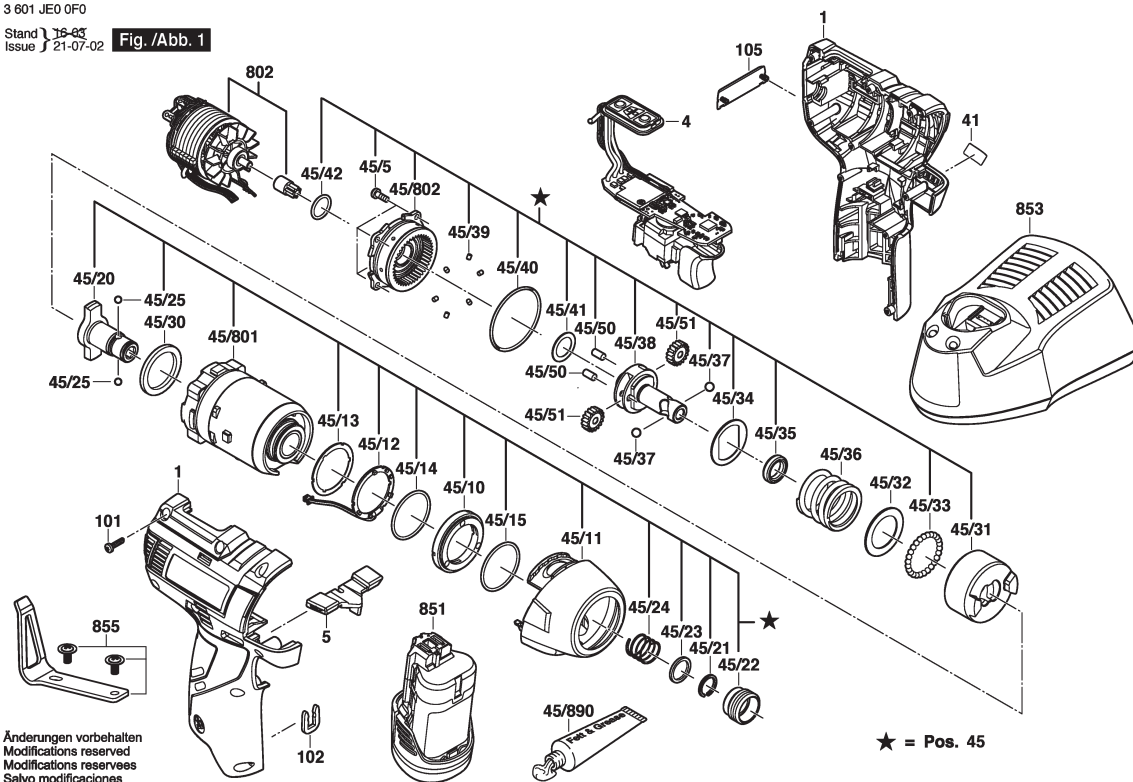
Please observe: Repairing, modifying and testing of electro-tools are to be performed professionally. The safety regulations according to IEC, EN, VDE, AFNOR and other regulations of the individual countries are to be observed. Subject to change.

This price list supersedes all previous edition. Prices are subjected to change without any prior notice.

3 601 JE0 0F0

Stand 15-03
Issue 21-07-02

Fig./Abb. 1



1 / 1

Model: 3 601 JE0 0F6 = 12

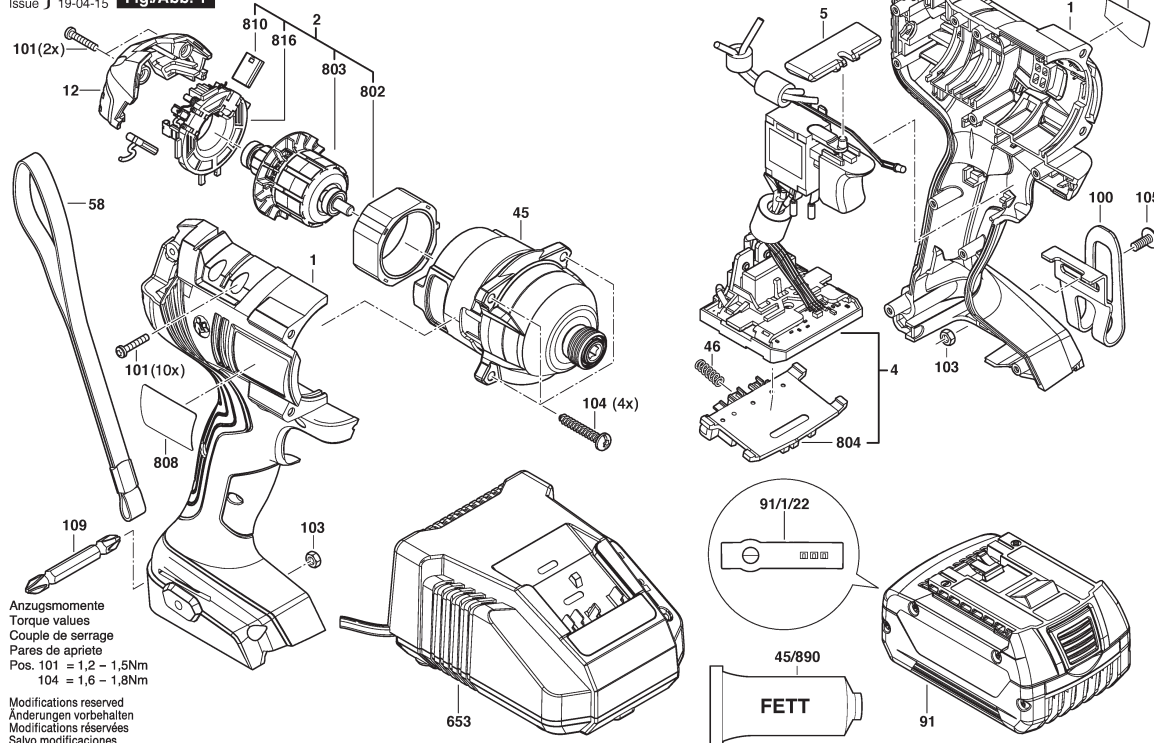
Item	Pc	Order no.	Description	LP in INR	Item	Pc	Order no.	Description	LP in INR
1	1	2 609 101 420	Housing .	438,00	45/36	1	2 609 111 668	Contact strap .	128,00
4	1	1 607 233 59U	Electronic Module .	3.254,00	45/37	2	2 609 111 906	steel ball .	31,00
5	1	2 609 101 236	Adjusting lever .	31,00	45/38	1	2 609 111 530	Jack Shaft .	598,00
41	1	2 609 134 168	Sticker .		45/39	6	2 609 111 738	Pin .	51,00
45	1	2 609 199 631	Gear Box .	2.984,00	45/40	1	2 609 170 221	Seal .	65,00
45/5	5	2 609 111 708	Screw .	31,00	45/41	1	2 609 111 673	Washer .	55,00
45/10	1	2 609 101 305	Lens .	31,00	45/42	1	2 609 170 243	O-Ring .	31,00
45/11	1	2 609 101 306	Cover .	108,00	45/50	2	2 609 111 669	Pin .	50,00
45/12	1	2 609 125 143	Module Pcb .	269,00	45/51	2	2 609 111 670	Planet Gear .	143,00
45/13	1	2 609 170 218	Rubber Pad .	57,00	45/801	1	2 609 199 784	Gear Housing .	418,00
45/14	1	2 609 170 259	O-Ring .	58,00	45/802	2	2 609 199 785	Flange Housing .	506,00
45/15	1	2 609 170 260	Damping rubber .	62,00	45/890	1	1 600 A00 2NE	Grease Tube 45 ML .	1.470,00
45/20	1	2 609 111 529	Coupling Half .	405,00	101	1	2 609 110 883	Screw .	36,00
45/21	1	2 609 110 336	Clip .	31,00	102	1	2 609 110 537	Clip .	46,00
45/22	1	2 609 110 318	Sleeve .	204,00	105	1	2 609 101 394	Color clip .	31,00
45/23	1	2 609 110 329	Retaining ring .	31,00	802	1	2 609 199 661	Brushless DC motor .	1.672,00
45/24	1	2 609 110 330	Compression Spring .	31,00	851	1	1 607 A35 0C5	Battery Pack GBA 12V	
45/25	2	2 609 111 665	steel ball .	31,00	853	1	2 607 226 219	Fast Charger EU GAL	
45/30	1	2 609 111 788	Washer .	124,00	855	1	2 609 199 986	Clip .	91,00
45/31	1	2 609 111 531	Striker .	527,00					
45/32	1	2 609 111 666	Washer .	65,00					
45/33	26	2 609 110 513	steel ball .	31,00					
45/34	1	2 609 111 667	Thrust Washer .	62,00					
45/35	1	2 609 170 220	Foam Plastics Blank .	72,00					

Please observe: Repairing, modifying and testing of electro-tools are to be performed professionally. The safety regulations according to IEC, EN, VDE, AFNOR and other regulations of the individual countries are to be observed. Subject to change.

This price list supersedes all previous edition. Prices are subjected to change without any prior notice.

3 601 JG5 120
Stand 18-02
Issue 19-04-15

Fig./Abb. 1



1 / 2

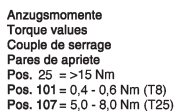
Model: 3 601 JG5 1L0 = 18

Item	Pc	Order no.	Description	LP in INR	Item	Pc	Order no.	Description	LP in INR
1	1	2 609 101 686	Housing .		45/53	1	2 609 110 820	Washer .	46,00
2	1	1 607 022 67M	DC motor .	1.877,00	45/55	1	2 609 110 821	Washer .	46,00
4	1	1 600 A01 31F	Electronics Module .		45/56	1	2 609 112 143	Compression Spring .	160,00
5	1	2 609 100 698	Button .	31,00	45/57	1	2 609 112 144	Jack Shaft .	528,00
9	1	1 601 11C 292	Manufacturer's nameplate		45/58	1	1 600 210 07H	O-Ring .	30,00
12	1	2 609 101 783	Cover .	31,00	45/890	1	1 600 A00 2NE	Grease Tube 45 ML .	1.470,00
45	1	2 609 199 999	Gear Box .	2.874,00	46	1	1 609 280 477	Compression Spring .	51,00
45/1	1	2 609 199 998	Housing Assembly .	232,00	58	1	2 609 100 301	Strap .	32,00
45/2	1	2 609 101 670	Housing .	60,00	91	1	1 607 A35 0MA	Battery Pack GBA 18V	
45/5	1	2 609 110 807	Ball Bearing .	175,00	91	1	2 607 336 803	Slide-In Accu Package	
45/10	2	2 609 110 808	Pin .	46,00	91/1/22	1	2 601 115 537	Sticker .	
45/11	2	2 609 111 289	Planet Gear .	181,00	100	1	2 609 111 584	Clip .	137,00
45/12	1	2 609 112 141	Ring Gear .	81,00	101	12	2 609 110 201	Torx Flat-Head Screw 3X16	29,00
45/30	1	2 609 110 811	Washer .	46,00	103	2	2 609 110 835	Nut .	29,00
45/31	1	2 609 110 812	Washer .	46,00	104	4	2 603 490 023	Torx Oval-Head Screw	31,00
45/40	1	2 609 110 336	Clip .	31,00	105	1	2 609 110 834	Screw .	63,00
45/41	1	2 609 110 329	Retaining ring .	31,00	109	1	2 609 110 342	Screwdriver Blade .	94,00
45/42	1	2 609 110 330	Compression Spring .	31,00	653	1	2 607 226 537	Fast Charger IND GAL	
45/43	1	2 609 110 814	Sleeve .	125,00	653	1	2 607 226 283	Fast Charger UK GAL	
45/44	2	2 609 110 331	Ball .	30,00	802	1	1 600 A00 3V5	Stator .	603,00
45/45	1	2 609 112 139	Coupling Half .	455,00	803	1	1 600 A01 5UW	Rotor .	881,00
45/50	2	2 609 110 818	Ball .	46,00	804	1	1 609 280 478	Contact retainer .	467,00
45/51	1	2 609 112 142	Striker .	469,00	808	1	1 601 11A 5FT	Nameplate .	
45/52	28	2 609 110 331	Ball .	30,00	810	1	1 607 014 18R	Carbon-Brush Set .	404,00

Please observe: Repairing, modifying and testing of electro-tools are to be performed professionally. The safety regulations according to IEC, EN, VDE, AFNOR and other regulations of the individual countries are to be observed. Subject to change.

This price list supersedes all previous edition. Prices are subjected to change without any prior notice.

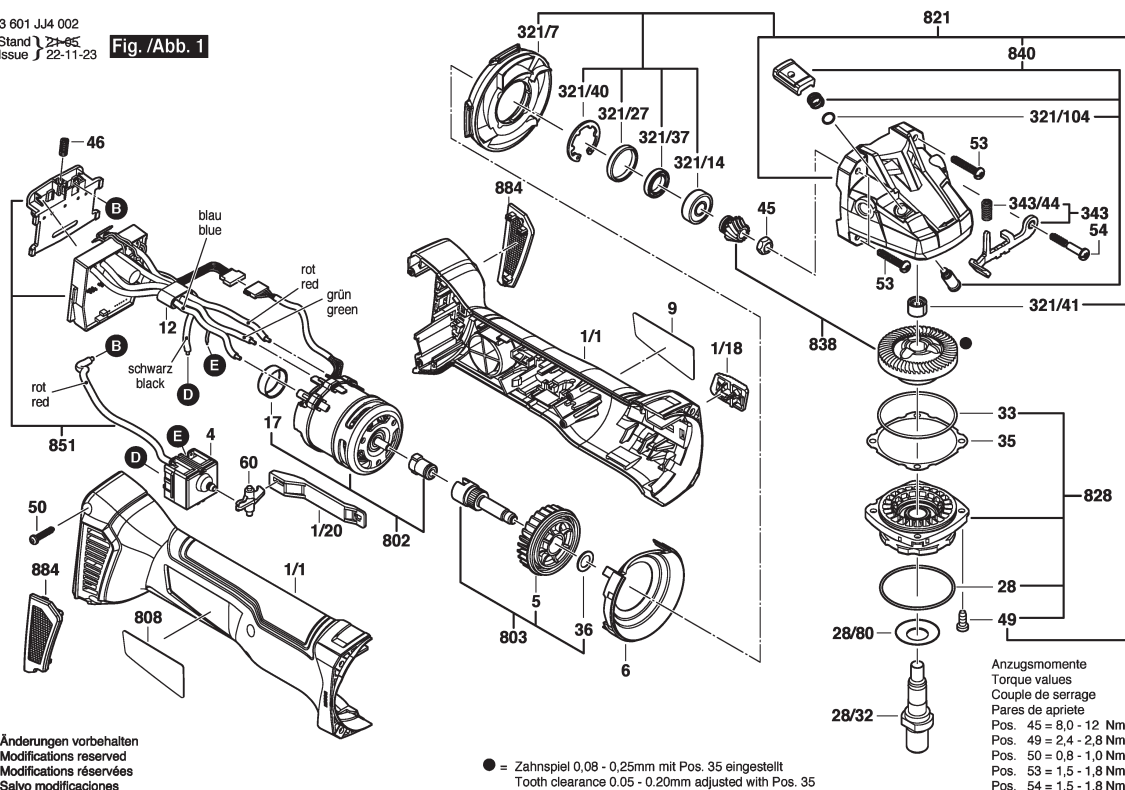
Fig. /Abb. 1



Page 277 of 281

3 601 JJ4 002
Stand 22-11-23
Issue 1

Fig./Abb. 1



1 / 2

Model: 3 601 JJ4 002 = 18

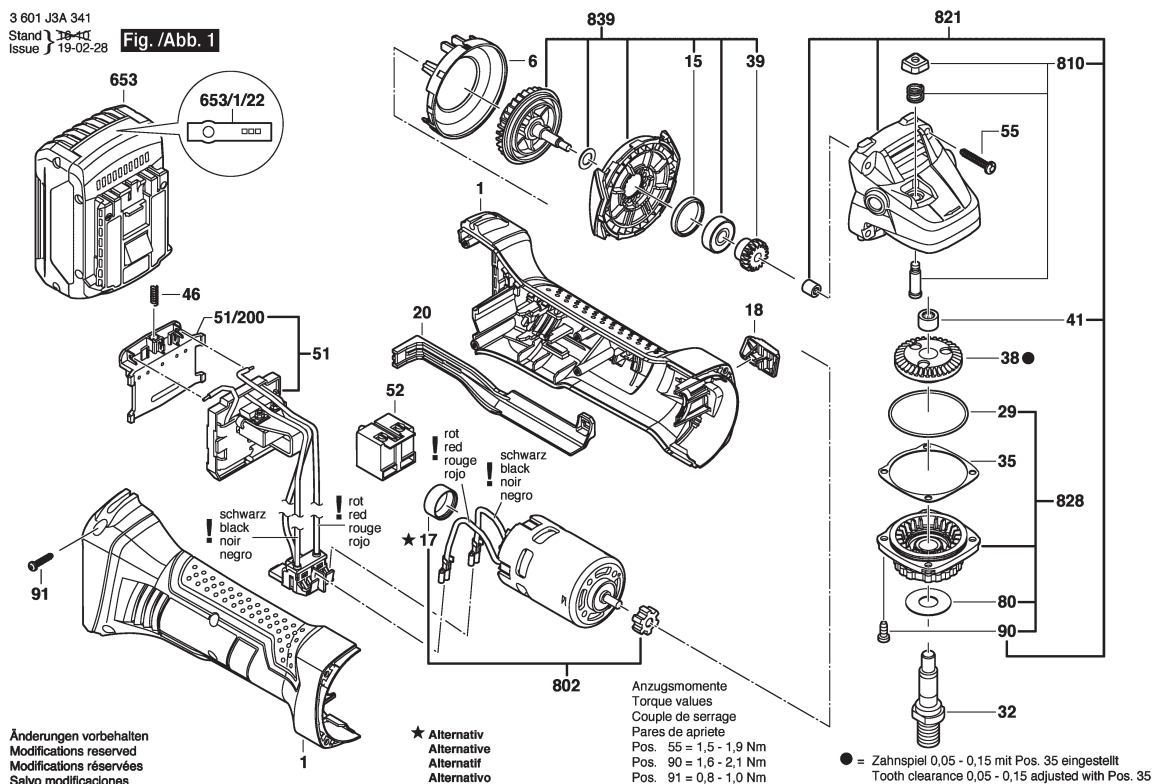
Item	Pc	Order no.	Description	LP in INR	Item	Pc	Order no.	Description	LP in INR
1/1	1	1 619 P15 334	Motor Housing .	1.043,00	321/7	1	1 619 P16 508	Air Distributor .	
1/18	1	1 619 P15 338	Switch Handle .	81,00	321/14	1	1 619 P09 955	groove ball bearing .	82,00
1/20	1	1 619 P16 511	Adjusting Slide .	30,00	321/27	1	1 600 206 025	Rubber Ring .	29,00
4	1	2 607 202 328	Switch .	704,00	321/37	1	1 600 A00 P17	Holder .	48,00
5	1	1 619 P16 641	Fan .	149,00	321/40	1	1 600 119 011	Retaining clip .	52,00
6	1	1 600 591 065	Air-Deflector Ring .	125,00	321/41	1	1 600 200 029	Plain bearing .	31,00
9	1	1 619 P15 337	Manufacturer's nameplate		321/104	1	1 600 210 044	O-Ring 4,5X1,0 MM BLUE	32,00
12	1	1 600 A00 PK2	Ferrite .	108,00	343	1	1 607 000 742	Catch Lever .	254,00
17	1	1 600 100 P12	Cover .	80,00	343/44	1	1 604 611 042	Compression Spring .	32,00
28	1	3 600 210 109	O-Ring 47,0X1,5 MM .	52,00	650/1	1	1 619 P10 681	Auxiliary Handle .	180,00
28/32	1	1 619 P06 419	Grinding Spindle M 14, SW	397,00	650/2	1	1 600 A01 6DN	Quick Acting Flange .	396,00
28/80	1	1 619 P09 390	Cover Disc .	72,00	650/5	1	2 605 703 014	Clamping Flange	108,00
33	1	1 600 210 035	O-Ring 46,0X1,1 MM .	53,00	650/5/2	1	1 600 210 055	O-Ring 20,35X1,78 MM .	71,00
35	1	1 600 136 014	Shim 0,2 MM THICK	74,00	651	1	1 600 A02 5XR	Protective Cover .	129,00
35	1	1 600 136 013	Shim 0,1 MM THICK	74,00	652	1	2 607 226 251	Fast Charger EU GAL	
35	1	1 600 136 015	Shim 0,3 MM THICK	71,00	652	1	2 607 225 921	Charger EU GAL 1880 CV	5.258,00
36	1	1 610 100 023	Washer .	48,00	653	1	1 607 A35 0M0	Battery Pack GBA 18V	
45	1	1 619 P17 544	Hex Nut .		653	1	2 607 337 069	Battery Pack BBS MR,	
46	1	1 609 280 477	Compression Spring .	51,00	802	1	1 607 000 CA4	Motor .	4.256,00
49	4	2 914 491 410	Thread-forming tap. Screw	32,00	803	1	1 607 000 CA5	Bevel Gear Shaft .	406,00
50	4	2 609 110 201	Torx Flat-Head Screw 3X16	29,00	808	1	1 619 P17 297	Nameplate .	
53	3	1 619 P01 066	Torx Oval-Head Screw	31,00	821	1	1 607 000 CA6	Gear Housing .	885,00
54	1	2 603 490 025	Torx Oval-Head Screw	32,00	828	1	1 619 P15 775	Bearing Flange .	549,00
60	1	1 600 A00 P18	Reverse-Transfer Lever .	48,00	838	1	1 607 000 CA8	Gear Unit .	785,00

Please observe: Repairing, modifying and testing of electro-tools are to be performed professionally. The safety regulations according to IEC, EN, VDE, AFNOR and other regulations of the individual countries are to be observed. Subject to change.

This price list supersedes all previous edition. Prices are subjected to change without any prior notice.

3 601 J3A 341
Stand 18-41
Issue 19-02-28

Fig. /Abb. 1



1 / 2

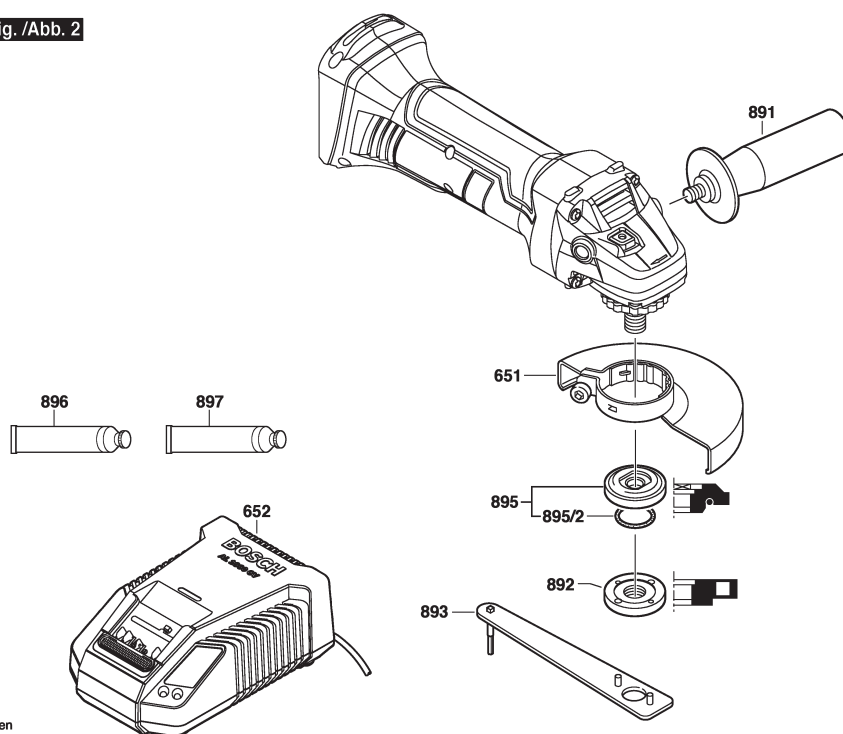
Model: 3 601 J3A 382 = 18

Item	Pc	Order no.	Description	LP in INR	Item	Pc	Order no.	Description	LP in INR
1	1	1 605 108 282	Housing Section BLUE	720,00	652	1	2 607 225 925	Charger AUS GAL 1880 CV	
6	1	1 600 591 046	Air-Deflector Ring .	53,00	652	1	2 607 226 267	Fast Charger CN GAL	
9	1	1 619 P31 073	Manufacturer's nameplate		652	1	2 607 225 325	Fast Charger AUS	4.671,00
15	1	1 600 206 025	Rubber Ring .	29,00	653	1	1 607 A35 0MA	Battery Pack GBA 18V	
17	1	1 600 A00 1PY	Cover .	38,00	653	1	2 607 337 069	Battery Pack BBS MR,	
18	1	1 619 P02 812	Switch Button .	28,00	653	1	1 607 A35 0M0	Battery Pack GBA 18V	
20	1	1 619 P12 305	Adjusting Slide .	49,00	653/1/22	1	2 601 115 537	Sticker .	
29	1	1 619 P02 820	O-Ring 44,0X1,0 MM .	31,00	802	1	1 617 000 6B0	DC motor 18V .	3.568,00
32	1	1 619 P06 419	Grinding Spindle M 14, SW	397,00	810	1	1 619 P02 873	Push-Button .	62,00
35	1	1 619 P02 821	Shim 0,1 MM .	31,00	821	1	1 617 000 6B2	Gear Housing .	1.520,00
35	1	1 619 P02 822	Shim 0,2 MM .	31,00	828	1	1 617 000 6B3	Bearing Flange .	329,00
38	1	1 619 P12 306	Crown Gear .	208,00	839	1	1 600 A00 M8J	Set Of Gearwheels .	1.493,00
39	1	1 619 P12 307	Bevel Gear .	111,00	891	1	1 602 025 09T	Auxiliary Handle .	113,00
41	1	1 600 200 029	Plain bearing .	31,00	892	1	1 603 345 043	Round Nut M14 .	114,00
46	1	1 609 280 477	Compression Spring .	51,00	893	1	1 619 P08 927	Pin-Type Face-Wrench .	185,00
51	1	1 607 233 340	Electronics Module .	2.299,00	895	1	2 605 703 014	Clamping Flange	108,00
51/200	1	1 609 280 478	Contact retainer .	467,00	895/2	1	1 600 210 039	O-Ring 20,35X1,78 MM .	31,00
52	1	2 607 202 071	On-Off Switch .	434,00	896	1	1 615 430 020	Grease Tube 225 ML .	1.512,00
55	4	2 603 490 024	Torx Oval-Head Screw	50,00	897	1	1 605 430 003	Grease Tube 225 ML .	1.633,00
80	1	1 619 P09 390	Cover Disc .	72,00					
90	4	1 603 435 068	Thread-forming tap. Screw	45,00					
91	4	1 619 P00 219	Tapping Screw .	47,00					
651	1	1 600 A00 XU7	Protective Cover Ø125 MM	570,00					
652	1	2 607 225 439	Fast Charger CN						

Please observe: Repairing, modifying and testing of electro-tools are to be performed professionally. The safety regulations according to IEC, EN, VDE, AFNOR and other regulations of the individual countries are to be observed. Subject to change.

This price list supersedes all previous edition. Prices are subjected to change without any prior notice.

3 601 J3A 341
Stand } ~~14-11~~
Issue } 14-12-03

Fig. /Abb. 2

Änderungen vorbehalten
Modifications reserved
Modifications réservées
Salvo modificaciones

2/2

[illegible]

Please observe: Repairing, modifying and testing of electro-tools are to be performed professionally. The safety regulations according to IEC, EN, VDE, AFNOR and other regulations of the individual countries are to be observed. Subject to change.

This price list supersedes all previous edition. Prices are subjected to change without any prior notice.

Bosch original greases and oils. Tested and recommended for Bosch power tools.

Basic guide to correct use of greases and oils in repair

You will find detailed lubrication instructions in the spare part documentation on the **internet** or on our **Service DVD**.



BOSCH



What purpose do lubricants serve in a power tool?

Lubricants perform many important tasks: friction and wear reduction, power transfer, cooling, vibration damping, sealing, and corrosion protection. As with all machine parts, lubricants are also subject to aging and wear. They become dirty, overheat or dry out. When this happens, or during every necessary wear repair, they have to be replaced or replenished.

Not all greases are the same, and not all oils are the same.

In addition to a base oil, lubricants usually contain additives which give them certain characteristics.

- Fluidity
- Oxidation resistance
- Friction characteristic.

The base oil and the additives are precisely tailored to each other and to the relevant requirements of use. Original greases and oils from Bosch are developed especially for Bosch Power Tools and meet the same high quality standard as the tools themselves.

What has to be observed when greasing and oiling during repairs?

Bosch original greases and oils must not be mixed with each other, nor under any circumstances with non-recommended greases and oils. The specified quantities and the lubrication instructions for each tool must be observed at all times.



Your advantages at a glance

Using Bosch original greases and oils during repair pays off:

- The components of the tool deliver optimum performance
- Abrasion and wear of the parts are as low as possible
- The operating time between service intervals is increased
- The service life of the tool is maximised

Bosch original greases and oils. Tested and recommended for Bosch power tools.

How to ensure that you always have the right greases and oils in stock.

We have compiled a selection of the most common lubricants for repairing tools from various product groups. You can therefore order any quantity of the required lubricants to meet your individual requirements.

Note

Repairs must be performed only by trained experts.

To ensure correct use of greases and oils during repair, please always observe the tool-specific lubrication instructions in our service documentation on the internet or on our Service DVD.

Common lubricants: suitable for most tools within a product group. These should be available at every workshop.*

Lubricant	Lubricant part numbers					Small angle grinders *	Large angle grinders *	Rotary hammers 1-4kg *	Rotary hammers >= 5kg *	Demolition hammers <12kg *	Impact drill *	Drill/drivers *	Jigsaws *
	30 ml	45 ml	50 ml	225 ml	1000 ml	5 kg							
Gearbox grease		1 615 430 005		1 615 430 001	1 615 430 007		x	x	x	x	x	x	x
Special gearbox grease		1 615 430 014		1 615 430 015	1 615 430 016			x	x	x			
Special grease				1 615 430 002				x	x	x	x	x	
Special gearbox grease				1 605 430 003			x	x			x	x	
Gearbox grease				1 615 430 017	1 615 430 018		x						
Ball bearing grease/Roller bearing grease				1 615 430 020			x	x	x	x	x	x	x
Gearbox grease				3 605 430 002		3 605 430 010					x	x	
Gearbox grease/Special grease				3 605 430 003			x				x	x	x
Gearbox grease/High-temperature grease				3 605 430 004									x
Special grease				3 605 430 009				x	x				
Special oil			1 615 437 509 1 615 437 511 1 615 437 512		1 615 430 019			x	x	x			
Special oil					1 615 430 012			x					
Hydraulic oil					3 605 430 008		x				x	x	x
Grease for shanks of accessories	1 615 430 010							x	x	x			

*Please always observe the tool-specific lubrication instructions in our service documentation on the internet or on our Service DVD.

You will find current offers for ordering lubricants in a stock-up set on the extranet.

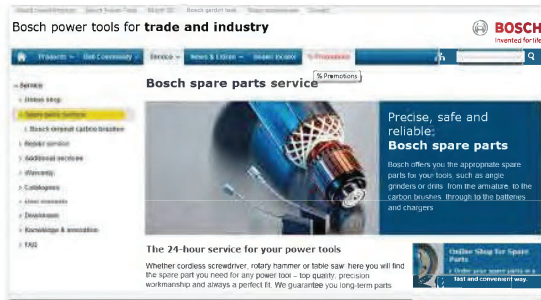
Bosch original greases and oils. Tested and recommended for Bosch power tools.

How to find the right grease and oil on the internet and extranet.

You will find all instructions for the greases and oils recommended by Bosch in our spare part documentation. Please note: Repairs must be performed only by trained experts.

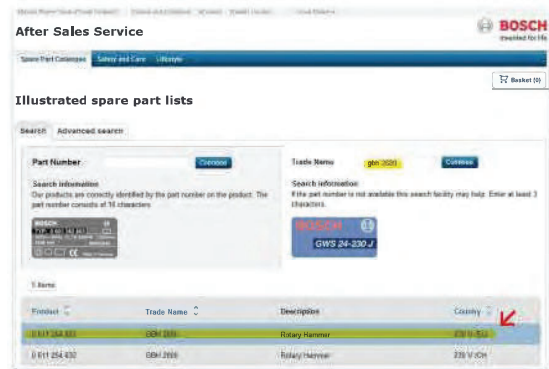
Step 1

Use our spare part search via your access to the extranet: <http://partner.bosch.de/ew/uk> or on the internet at: www.bosch-professional.co.uk



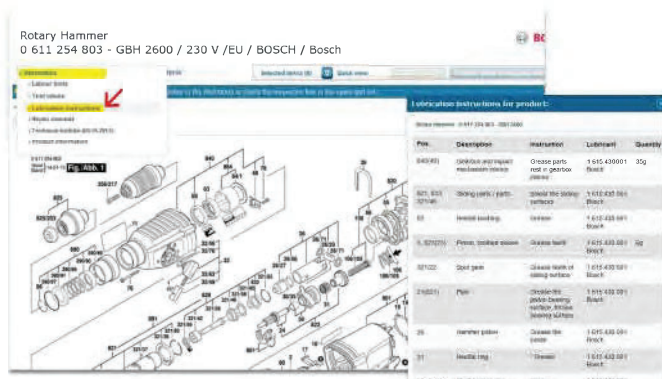
Step 2

Search for the right spare part list for your tool (by trade name or part number)



Step 3

Under "Technical information" -> "Lubrication instructions" you will find the detailed instructions.



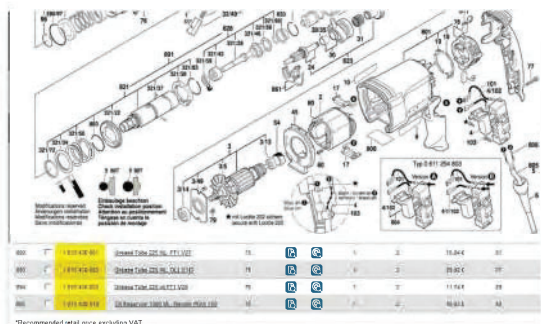
There you will find:

- ▶ the 10-digit part number for the suitable grease/oil
- ▶ the position number with which you can easily find the parts you have to lubricate on the spare part drawing
- ▶ the quantity of grease/oil required to perform a repair
- ▶ additional instructions on how to correctly grease/oil the parts during repair.

Please note: Make a note of the 10-digit part number for your spare part order

Step 4

Order the right grease/oil straightaway with your spare part order.

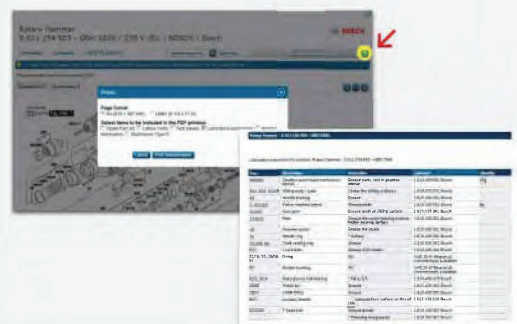


Search for the part number in the spare part list of the tool or via the "Spare part information" category. Add it to your shopping basket.

Our tip

Do you repair this type of tool quite often? Do you need the information about greasing/oiling as a printout directly at your workplace?

Then simply print the tool-specific drawing and the accompanying lubrication instruction, and you will have all the important information at a glance.



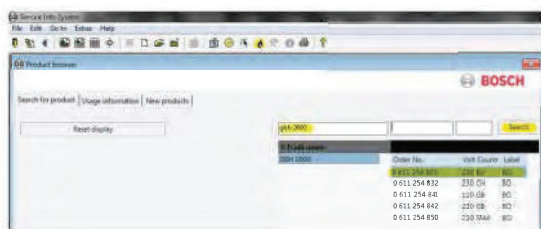
Bosch original greases and oils. Tested and recommended for Bosch power tools.

How to find the right grease and oil on the Service DVD.

You will find all instructions for the greases and oils recommended by Bosch in our spare part documentation. Please note: Repairs must be performed only by trained experts.

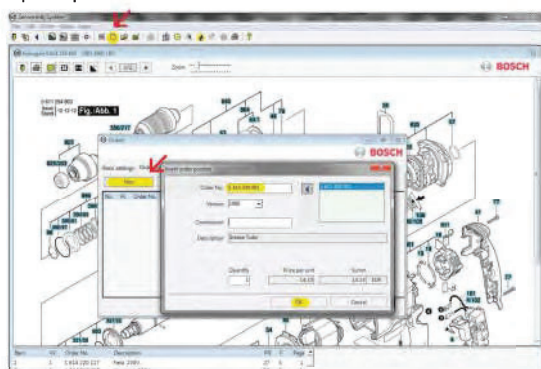
Step 1

Use our Service DVD and search for the right spare part list for your tool (by trade name or part number).



Step 3

Order the right grease/oil straightaway with your spare part order.



Simply add the part number to your spare part order.

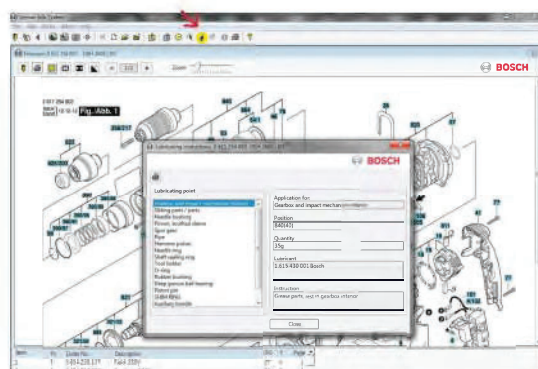
Step 2

The oil drop () guides you directly to the tool-specific lubrication instructions.

There you will find:

- ▶ the 10-digit part number for the suitable grease/oil
- ▶ the position number with which you can easily find the parts you have to lubricate on the spare part drawing
- ▶ the quantity of grease/oil required to perform a repair
- ▶ additional instructions on how to correctly grease/oil the parts during repair.

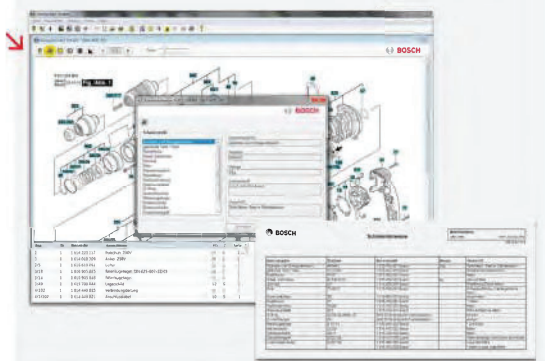
Please note: Make a note of the 10-digit part number for your spare part order



Our tip

Do you repair this type of tool quite often? Do you need the information about greasing/oiling as a printout directly at your workplace?

Then simply print the tool-specific drawing and the accompanying lubrication instruction, and you will have all the important information at a glance.





BOSCH

EXPERT CARE WITH ONLINE REPAIR



ONLINE
REPAIR
SERVICE



Free Collection &
Delivery Pan India*
for warranty users



Affordable Repairs,
Real Savings



Quick,
Professional Repair



Repair & Return in
3-5 Days*



24x7 Repair Booking



Digital Payment
Available

SCAN
FOR WEBSITE AND
ORDER FORM

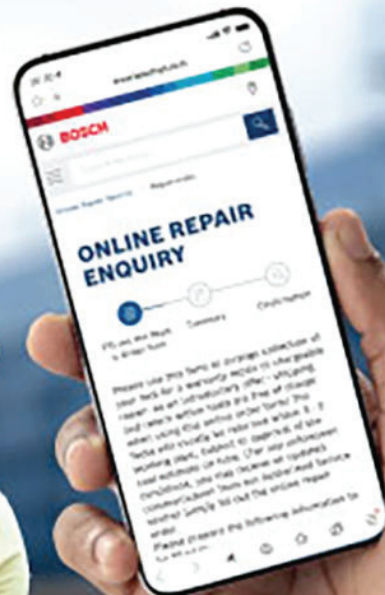


LET US TAKE CARE OF YOUR TOOL

Power Tools Service at its best!



Greater, Affordable, Available Spare parts



BeConnected

*Terms and Conditions Apply



BOSCH

AFFORDABLE SPARE PARTS

Tool Model	Tool Type	Bosch Description	Local Description	Picture	Part No.	2025 List Price
GWS 600	Small Angle Grinder(AG4)	Armature	Rotor		1604010626	₹ 519
GWS 600	Small Angle Grinder(AG4)	Field	Coil		1604220328	₹ 369
GWS 600	Small Angle Grinder(AG4)	Switch	On & off Switch		160720031V	₹ 73
GWS 600	Small Angle Grinder(AG4)	Ball Bearing	608 RS (Rubber Seal)		1619P00455	₹ 38
GWS 600	Small Angle Grinder(AG4)	Groove Ball Bearing	607 2RS (Rubber Seal)		1619P11239	₹ 32
GWS 600	Small Angle Grinder(AG4)	Fan	Armature Fan		1606610141	₹ 31
GWS 600	Small Angle Grinder(AG4)	Cable Protector	-		F002G31081	₹ 31
GWS 600	Small Angle Grinder(AG4)	Brush Holder	Carbon holder		1619P01811	₹ 31
GWS 600	Small Angle Grinder(AG4)	Adjusting Slide	Black Patti		1602319009	₹ 31
GWS 600	Small Angle Grinder(AG4)	Switch Button	Switch Knob		1619P02762	₹ 31
GWS 600	Small Angle Grinder(AG4)	Rubber Ring	Armature Front Bearing Rubber Ring		1600206025	₹ 29
GWS 600	Small Angle Grinder(AG4)	Intermediate Ring	Armature Front Bearing Rubber Ring		1600502023	₹ 71
GWS 600	Small Angle Grinder(AG4)	Grinding Spindle	Spindle		1603523111	₹ 99
GWS 600	Small Angle Grinder(AG4)	Gear Housing	Aluminium Housing		1605806466	₹ 437
GWS 600	Small Angle Grinder(AG4)	Bearing Flange	Bearing Flange		1619P02708	₹ 199
GWS 600	Small Angle Grinder(AG4)	Push-Button	Black Button		1607000298	₹ 57
GWS 600	Small Angle Grinder(AG4)	Round Nut With 2 Holes	AB Washer Outer		1619P09976	₹ 54
GWS 600	Small Angle Grinder(AG4)	Clamping Flange	AB Washer Inner		1605703113	₹ 44
GWS 600	Small Angle Grinder(AG4)	Bevel Gear Set	Gear Pinion Set		1600A0292J	₹ 340
GWS 600	Small Angle Grinder(AG4)	Pin-Type Face-Wrench	2 Pin Spanner (AG4)		2609110015	₹ 50
GWS 600	Small Angle Grinder(AG4)	Motor Housing	Body (Non Breakable)		1619P09772	₹ 136
GWS 600	Small Angle Grinder(AG4)	Carbon-Brush Set	Carbon (Auto Cut-off)		1607014145	₹ 94
GWS 6-125/10-125/14-125 CI	Small Angle Grinder(AG5)	Pin-Type Face-Wrench	2 Pin Spanner (AG5)		1607950052	₹ 82
Power Supply Cord	Any Product (Upto 900W)	Power Supply Cord	3 Meter Power Cable		F002G30101	₹ 176
Power Supply Cord	Any Product (Upto 900W)	Mains Cable Connection	2.15 Meter Power Cable		160446072V	₹ 116
GWS 2000	Large Angle Grinder(AG7)	Armature	Rotor		1604011252	₹ 2,791
GWS 2000	Large Angle Grinder(AG7)	Field	Coil		1604220380	₹ 1,475
GWS 2000	Large Angle Grinder(AG7)	Switch	On & off Switch		1619P14186	₹ 306
GWS 2000/GCO 220/GCO 14-24	All Large Angle Grinders/ Cutoff Saws	Brush Holder	Carbon Holder		1604336048	₹ 169
GWS 2000/GCO 220/GCO 14-24	All Large Angle Grinders/ Cutoff Saws	Carbon-Brush Set	Carbon (Auto Cut-off)		1607014171	₹ 245
Power Supply Cord	All Tools upto 2200W	Power Supply Cord	2.5 Meter Power Cable		F002G31006	₹ 309





































UNIVERSAL BRAND FIT

*Taxes extra



BOSCH

AFFORDABLE SPARE PARTS

Tool Model	Tool Type	Bosch Description	Local Description	Picture	Part No.	2025 List Price
GSB 450/501	Impact Drill 10/13 mm	Armature	Rotor		2609120232	₹ 589
GSB 450/501	Impact Drill 10/13 mm	Field	Coil		2604220718	₹ 393
GSB 450/501	Impact Drill 10/13 mm	Carbon-Brush Set	Carbon (Auto Cut-off)		2610391290	₹ 45
GSB 450/10 RE	Impact Drill 10 mm	 Key Chuck	Chuck 10 MM		1608571079	₹ 224
GSB 550/501	Impact Drill 13 mm	 Key Chuck	Chuck 13 MM		1619PA1689	₹ 278
GSB 450/501	Impact Drill 10/13 mm	Brush Plate	Carbon Holder Assembly		2609120317	₹ 232
GSB 450/501	Impact Drill 10/13 mm	Switch	On & off Switch		2607200623	₹ 377
GHO 6500, GHO 10-82	Planer	 Planing Knife	Planer Blade		2609110357	₹ 220
GHO 6500, GHO 10-82	Planer	V-Belt	Planer Belt		2609100410	₹ 254
GEX 125-1 AE	Orbital Sander 5"	Rubber Backing Pad	Velcro Pad 5"		1600A01CU1	₹ 530
GSH 11 E	Demolition Hammer (Breaker 11 Kg)	Impact Mechanism Housing	Aluminium Body		1617000969	₹ 6,965
GSH 11 E	Demolition Hammer (Breaker 11 Kg)	O-Ring	Hammer Piston/Striker O Ring		1610210122	₹ 92
GSH 11 E	Demolition Hammer (Breaker 11 Kg)	Stopping Device	Shoe		1612300025	₹ 384
GSH 11 E	Demolition Hammer (Breaker 11 Kg)	Armature	Rotor		1619P15184	₹ 4,921
GSH 11 E	Demolition Hammer (Breaker 11 Kg)	Field	Coil		1619P12250	₹ 2,320
GSH 11 E	Demolition Hammer (Breaker 11 Kg)	Carbon-Brush Set	Carbon (Auto Cut-off)		1617014126	₹ 301
GSH 11 E	Demolition Hammer (Breaker 11 Kg)	Wear & Tear Part Set	Service Pack/Service Kit		1617000189	₹ 1,582
Lubricating Grease	All Hammers	 Grease Tube	Hammer Grease		1615430010	₹ 120
GBH 2-26	2 Kg Rotary Hammer (upto 26 mm)	Switch Contact			1611329024	₹ 42
GBH 200	2 Kg Rotary Hammer (upto 26 mm)	O Ring	Hammer Piston O Ring		1610210186	₹ 33
GBH 200	2 Kg Rotary Hammer (upto 26 mm)	Hammer Piston	Piston		1618700083	₹ 163
GBH 200	2 Kg Rotary Hammer (upto 26 mm)	Protection Sleeve	Front Cap		1619P02182	₹ 122
GBH 200	2 Kg Rotary Hammer (upto 26 mm)	Carbon-Brush Set	Carbon-Brush Set		1619P01777	₹ 118
GDC 120	Marble Cutter 4"	Chuck Wrench	Key		1619P10156	₹ 43
GDC 120/121/141	Marble Cutter 4", 5'	 Bolt	L Nut		1619PB5789	₹ 30
GDC 141	Marble Cutter 5"	Mounting Flange	AB Washer Inner		1619PB5787	₹ 30
GDC 141	Marble Cutter 5"	Clamping Flange	AB Washer Outer		1619PB5788	₹ 37
GHG 180	Hot Air Gun	Heating Element	Heating Coil		1619PB2798	₹ 592
GDC 141	Marble Cutter 5"	Insulating Cap	Carbon Cap		1619PB5756	₹ 30



BOSCH



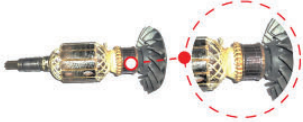

















WARRANTY GUIDELINES Exclusions

**LET US TAKE CARE
OF YOUR TOOL**

Power Tools Service at its best!



Genuine, Affordable, Available Spare parts

Spare Part	Images	Non-Manufacturing Defects	Causes / Reasons for Failure	
Armature		Coil Burnt / Segment Damage	Overload	
		Commutator Segment Open / Widened / Worn Out	Debris, Wear, and Damage from Usage	
		Commutator Segment Lift	Debris / Unclean Working	
		Gear Teeth Worn-out	Low Lubricating Grease / Aged Grease	
Field Coil		Coil Burnt / Discolored	Overload	
DC Motors		Burnt / Damaged	Overload	
		DC Motor Pole Shoe Cracked	Mishandling / Drop Damage	
On-Off Switch		Burnt / Short Circuit	Overload	
Speed Governor / Electronics		Burnt / Short Circuit	Overload	
Gear Set		Worn-out / Teeth Damaged	Low Lubricating Grease / Aged Grease	



BOSCH

LET US TAKE CARE OF YOUR TOOL

Power Tools Service at its best!



Genuine, Affordable, Available Spare parts



TOOL GROUP (टूल ग्रुप)	LABOUR CHARGE - लेबर चार्ज	
	Minor Repairs (छोटे रिपेयर)	Major Repairs (बड़े रिपेयर)
SAG, Drills, Impact Drills, Blowers, Cordless... GWS 600, 750, 900... GSB 10, 13, 501, 600... GBM 6, 10, 13-2... GGS 3000, 5000, 28... GBL 620, 800, GHG 500, 630... GSB, GSR, GDR, GDS, GDX...	₹ 100	₹ 150
LAG, Bench Grinder... GWS 18, 2000, 20, 23, 24, 26... GBR 15, GBG 35, 60... GPO 12, 950...	₹ 150	₹ 275
Rotary Hammers 2, 3Kg, Jig Saw, Circular Saw... GBH 200, 2-18, 2-26, 2-28, 3-28... GKS 235, GSA 1100, 1300, GST 65, 85, 150... GDS 18, GEX 125, 150... GAS 35, 55...	₹ 150	₹ 250
Aquatak, Nibbler, Shear, Planners, Sanders, Router... Aquatak 100, 110, 120, 130... GNA, GSC... GH0 10, 26, 32, 6500... GSS 140, 2300... GKF 550, POF 1400...	₹ 150	₹ 250
Bench Top, Heavy Duty Drills, Chain Saw... GCO 200, 220, 14-24... GCM 10, 12... GBM 23, 32... GKE 35...	₹ 200	₹ 300
Demolition Hammer, Rotary Hammers 4, 5, 8Kg... GSH 5, 500... GBH 4, 5, 8-45...	₹ 200	₹ 300
Demolition Hammer, Rotary Hammers 10Kg... GSH 11, 12, 16 & 27... GBH 11, 12... GTS 10J...	₹ 200	₹ 375
Core Cutters, HPW... GDB 180, 350... GHP 5-13, 5-65, 75, 8-15XD...	₹ 250	₹ 400

Note

1. The above chart gives the labour cost rate of common tools.
2. The Service Center will charge labour cost to the customers as per the above chart only.
3. For tools other than the one mentioned in the chart, labour cost should be charged by referring to the appropriate Tool Group.

नोट

1. उपरोक्त चार्ट सामान्य टूल के लेबर खर्च रेट देता है।
2. सर्विस सेंटर केवल उपरोक्त चार्ट के अनुसार ही ग्राहकों से लेबर खर्च चार्ज करेगा।
3. चार्ट में अंकित टूल के अलावा अन्य टूल के लिए, लेबर खर्च समुचित टूल ग्रुप को देखकर चार्ज किया जाना चाहिए।

Issued in Customer Interest by Bosch Power Tools, Service
(बॉश पावर टूल्स, सर्विस द्वारा ग्राहक हित में जारी)

[illegible]

[illegible]

[illegible]

[illegible]

[illegible]

[illegible]



BOSCH

**Creating a brand footprint through
world-class service and customer delight!**



Bosch Limited, Power Tools Division
Post Box No. 3000, Hosur Road, Adugodi, Bangalore,
Karnataka- 560030

Toll Free Number:
1800 425 8665

SCAN HERE TO
KNOW MORE

