



**BOSCH**

# PROFESSIONAL MEASURING DEVICES

Full Range Catalogue 2025

Bosch Professional



# TABLE OF CONTENTS

<b>1</b>	<b>Laser Rangefinders</b>	<b>3-15</b>
	GLM 30-23 Professional <b>New!</b> GLM 40-12 Professional <b>New!</b> GLM 400 Professional GLM 50 23 G-Professional GLM 50-27 CG Professional GLM 100-25 C Professional GLM 150 C Professional	
<b>2</b>	<b>Thermal &amp; Detection</b>	<b>16-26</b>
	GTC 400 C Professional GTC 600 C Professional <b>New!</b> GIC 4-23 C Professional <b>New!</b> GIC 5-27 C Professional <b>New!</b> GIS 500 Professional GMS 120-27 Professional <b>New!</b> D-tect 120 Professional D-tect 200 C Professional	
<b>3</b>	<b>Point, Line and Rotation Lasers</b>	<b>27-40</b>
	GLL 3 X Professional GLL 3-15 X Professional GLL 3-60 XG Professional GLL 3-80 Professional GLL 3-80 CG Professional GLL 50 G Professional <b>New!</b> GLL 50-15 XG Professional <b>New!</b> GLL 18V-120-33 CG Professional <b>New!</b> GRL 350 HV Professional GPL 3G Professional GPL 5G Professional BM 1 and WM 4 Professional	
<b>4</b>	<b>Optical Levels</b>	<b>41-43</b>
	GOL 26 D / GOL 32 D Professional	
<b>5</b>	<b>Angle Measurers and Inclinometers</b>	<b>44-45</b>
	GIM 60 / GIM 120 Professional GAM 220 Professional	
<b>6</b>	<b>Accessories: Specifications at a glance</b>	<b>46-47</b>
	Laser receivers / Remote controls: LR 1 / LR 2 / LR 6 / LR 7 / LR 45 Building tripods: BT 150 - 1/4" / BT 150 - 5/8" / BT 160 Professional Wall mounts / Measuring plates / Others: WM 4 and BM 1 Professional/ Measuring plate / Laser viewing glasses / R60 Measuring rail Rods / Staffs: GR 500 Professional	

The most common trades and applications are listed in this overview to help you find the right product for your application even faster.

Ideal ● Possible ○





## BECONNECTED APP

All Your Bosch Tool Information in One Place.

Introducing the BeConnected App, your go-to solution for managing your Bosch professional power tools and measuring tools. This app puts all the essential information and exclusive benefits right at your fingertips, helping you work smarter, faster, and safer.

### KEY FEATURES:

- 1 Warranty Registration:** Easily scan codes to register your tools.
- 2 Hot Deals:** Stay updated with the latest promotions and offers.
- 3 Points and Rewards:** Earn points for rewards and special discounts.
- 4 Referrals and Coupons:** Invite friends and redeem exclusive coupons.



## 3.7V Li-ion YODA BATTERY

Continuous power supply for enduring jobs

Part number: 1608M00C5D

Compatible Tools: GLM 50-23 G, GLM 50-27 CG , GLL 50 G, GMS 120-27

### KEY FEATURES:

- 1 Rechargeable during operation, it features continuous power supply.
- 2 Li-ion technology ensures long battery runtime.
- 3 USB-C® connector provides flexible charging options by various 5 V power supplies.



# 1. LASER RANGEFINDERS FROM BOSCH

More range, more functionality.



**Laser Rangefinders from Bosch** are precision instruments that achieve reliable measuring results in the most difficult conditions. All Bosch Rangefinders excel due to their functionality, robustness, ease of use and attractive pricing. High-quality technological components ensure reliable operation and long life. Your advantage: maximum precision even in extreme conditions.

# FEATURES AND FUNCTIONALITY

Bosch offers a range of different Laser Rangefinders for all applications. From the Laser Rangefinder with the longest range in the market to the compact entry-level instrument.

								Explanations
±1.5 mm	±2 mm	±1.5 mm	±1.5 mm	±1.5 mm	±1.5 mm	±1.5 mm		Typical measuring accuracy
0	10	15	30	30	50	50		Memory + constant
•	•	•	•	•	•	•		Distance, area and volume measurement
•	•	•	•	•	•	•		Continuous measurement
—	•	•	•	•	•	•		Addition/subtraction
—	—	—	—	—	•	•		Corner measuring pin
—	—	—	•	•	•	•		Wall area measurement
—	—	—	—	—	•	•		Timer function
—	—	—	—	•	•	•	min/max	Min./max. function
—	—	—	50 m	50 m	•	•		Incline measurement
—	40 m	40 m	—	•	•	•		Indirect distance measurement
30 m	—	•	•	•	•	•		Single indirect height measurement
—	—	—	•	•	•	•		Double indirect height measurement
—	—	—	•	•	•	•		Stake-out function
—	—	—	—	•	•	•		Bluetooth data transfer
								Laser Class Laser Type: 635 nm, <1mW
GLM 30-23 Professional	GLM 40-12 Professional	GLM 400 Professional	GLM 50-23 G Professional	GLM 50-27 CG Professional	GLM 100-25 C Professional	GLM 150 C Professional		



# MEASUREON APP

Next-Level Efficiency at Your Fingertips.

With the MeasureOn app and a Bosch Laser Range Finder, managing your projects has never been simpler. This versatile app allows you to draw floor plans, add photos and notes, and capture measurements in an all-in-one convenient place. You can store and access your floor plans, measurements, photos, and notes from anywhere-whether you're on-site, in the office, or on the go.

## KEY FEATURES:

- 1 Flexible Workspace:** Keep all your project data organized in a single digital workspace. Expand your storage space as your projects grow.
- 2 Quick Floor Plan Creation:** Easily draw floor plans with your finger and capture precise measurements using your Laser Range Finder, ensuring accuracy.
- 3 Photo Integration:** Include photos directly in your workspace and add measurements to them using your Laser Range Finder for detailed documentation.
- 4 Digital Notes:** Replace paper notes with digital ones, keeping everything organized and accessible whenever you need it.

MeasureOn PRO is now available to digitize, measure and manage seamlessly. Unlock premium features for just ₹199/month or ₹1999/year.



iOS



Android







## NEW GLM 30-23 Professional

Easy-to-use, pocket-sized laser measure for professionals

- Ultra simple & convenient operation thanks to modern HMI and easy to carry pocket-size.
- Fast & accurate measurements thanks to reliable, high precision system.
- Versatile features for many applications thanks to multiple measuring functions and units.



Warranty



BOSCH

- Modern inverted color scheme
- Premium readability in bright surroundings

### 2-Buttons-Approach

- Quick, responsive metal dome buttons
- Intuitive Measuring Button



### Fast & Accurate Measurements

- 0.15 – 30 m measuring range
- $\pm 1.5$  mm\* measuring accuracy

\* Plus use-dependent accuracy

### Appealing Industrial Design

- Compact and ergonomic
- Soft-touch rubber for protection and grip

### Clear Indication

Fixed measuring reference (rear edge of the tool)

► **Accessories:** AAA Batteries

## GLM 30-23 PROFESSIONAL

Part number	<b>0601072XF0</b>
Measuring range	0.15 – 30 m (from rear edge)
Measuring accuracy*	$\pm 1.5$ mm
Operating temperature	10 °C to + 45 °C
Laser diode	635 nm, < 1 mW
Laser class	2
Automatic switch off	5 min (if no buttons are pressed)
Net Weight <sup>^</sup>	0.09 kg
Dimensions	100 x 43 x 24 mm
Power supply	2 x 1.5 V LR03 (AAA)
Measurement unit	m/cm/inch/ft-inch/taiwan foot
Scope of supply	2 x AAA battery

MRP  
₹7,500

## LASER RANGEFINDERS



## NEW GLM 40-12 Professional

All in one - all relevant measurement modes in one compact design

- All significant modes: standard length, surface, and volume calculation as well as indirect height measurements.
- Easy to read thanks to illuminated display that showcases last three results.
- Memory function saves the last 10 measurements automatically for quick reference.



### Compact and Intuitive

Compact design with user-friendly interface for effortless operation

### Illuminated Display

Easy-to-read screen shows the last three measurement results for quick reference

### Durable Housing

Shockproof design protects from drops up to 1 metre



### Memory Function

Automatically saves the last 10 measurements for time-efficient use

### Indoor Installations

Perfect for electrical, tiling, carpentry, drywall fittings, construction painting, and HVAC jobs

### All-in-One Measurement Modes

Standard length, surface, volume, and indirect height measurements in one tool

► **Accessories:** AAA Batteries | Pouch

## GLM 40-12 PROFESSIONAL

Part number	<b>06010729K1</b>
Tool dimension (LxWxB)	105 x 41 x 24 mm
Packaging dimension (LxWxB)	124 x 70 x 34 mm (no EUR-hole)
Baretool weight (no battery)	0.07 kg
Measuring Range	0.15 – 40 m
Measuring Accuracy*	± 1.5 mm
Laser Diode	635 nm, < 1 mW, Class 2
Dust & Water Protection	IP 54
Power Supply	2 x 1.5 V AAA
Measurement Units	4 s
Scope of supply	Baretool Operating Instructions Laser Warning Label Manufacturer Certificate

**MRP**  
**₹8,200**

## LASER RANGEFINDERS



## GLM 400 Professional

Conversion at one press

- Dedicated conversion button for immediate unit change at one press
- User-friendly human machine interface (HMI) for quick selection of measuring functions
- Color display technology for easy interpretation of essential information and measurements



0.05 - 40m



±1.5mm



IP 54



COLOUR  
DISPLAY



Warranty



BOSCH



Dedicated conversion button



Color display



IP54 rating

► **Accessories:** BT 150 1/4 Tripod | AAA Batteries

### GLM 400 PROFESSIONAL

Part number	<b>0601072RK0</b>
Measurement range max	0.05 - 40.00 m
Measurement accuracy, typical	± 1.5 mm
Automatic deactivation	5 min
Tripod thread	1/4"
Laser diode	635 nm, < 1 mW
Laser color	Red
Laser class & type	2
Dust and splash protection	IP 54
Power supply batteries	2 x 1.5 V LR03 (AAA)
Units of measurement	m/cm/ft/inch/ft-inch
Measuring range, up to	40 m
Weight	0.1 kg
Scope of supply	2 x 1.5 V LR03 (AAA) batteries, manufacturer's certificate

MRP  
₹9,500

**LASER RANGEFINDERS**





## GLM 50-23 G Professional

Outstandingly robust: 2-in-1 laser measure with green laser for rough jobsites

- Integrated 360° tilt sensor for easy angle / inclination measurement, an added versatility to the laser measure
- Intuitive user interface with additional supportive features (favorite button, color display, help function) makes handling convenient
- Ideal for demanding jobsites thanks to IP 65 protection, and shock-absorbing rubber casing



► **Accessories:** 2 x battery (AA) | BT 150 1/4 Tripod | 3.7 V Li-ion YODA Battery

### GLM 50-23 G PROFESSIONAL

Part number	<b>0601072VK0</b>
Measuring range	0.05 – 50.00 m
Laser diode	515 nm, < 1 mW
Laser class	2
Measurement accuracy, typical	± 1.5 mm
Measuring accuracy	± 0.2°
Measurement time, max.	4 s
Power supply	2 x 1.5 V LR6 (AA) YODA battery
Automatic deactivation	5 min
Tripod thread	1/4"
Dust and splash protection	IP 65
Laser color	Green
Measuring range, up to	50 m
Memory capacity (values)	30
Weight, approx.	0.2 kg
Scope of supply	2 x 1.5 V LR6 (AA) batteries, manufacturer's certificate
Units of measurement	m/cm/ft/inch/ft-inch/taiwan feet

**MRP**  
**₹13,500**

**LASER RANGEFINDERS**



## NEW GLM 50-27 CG Professional

Robust & reliable laser measure with green laser for excellent visibility

- Green laser technology ensures excellent visibility for long-distance measurements in bright indoor conditions
- Ideal for rough construction work due to 1.5-metre drop resistance, IP 65 protection, and shock-absorbing rubber casing
- Quick documentation and fast data transfer thanks to Bluetooth® connectivity and Bosch MeasureOn App



► **Accessories:** 2 x battery (AA) | Tripod BT 150 1/4 | 3.7 V Li-ion YODA Battery

### GLM 50-27 CG PROFESSIONAL

Part number	<b>0601072UK0</b>
Laser diode	515 nm, < 1 mW
Measurement range	0.05 – 50.00 m
Laser class	2
Measurement accuracy, typical	± 1.5 mm
Measurement time, typical	< 0.5 s
Measurement time, max.	4 s
Power supply	2 x 1.5 V LR6 (AA) YODA battery
Automatic deactivation	5 min
Memory capacity (values)	30
Dust and splash protection	IP 65
Tripod thread	1/4"
Data transfer	Bluetooth™ 4.2 Low Energy
Laser color	Green
Units of measurement	m/cm/ft/inch/ft-inch/taiwan feet
Weight, approx.	0.2 kg
Scope of supply	2 x 1.5 V LR6 (AA) batteries, pouch, manufacturer's certificate



### LASER RANGEFINDERS



## GLM 100-25 C Professional

Precise laser measure for easy indoor and outdoor measuring and documenting

- Accurate, 100-m laser measuring thanks to digital camera viewfinder with zoom function
- Large, high-contrast IPS color display with flip screen ensures optimal reading
- Laser measure connects via Bluetooth for efficient data documentation



**Laser diode**  
650 nm, < 1 mW

**Camera**  
+ Zoom

**Connectivity**  
Bluetooth smart (Low Energy)

**Measuring range**  
Up to 100 m

**Memory**  
Stores up to 50 measurements

**Robust housing, IP 54-rated**  
Splash waterproof and dustproof tool for rough construction site conditions



**Battery**  
3 x 1.5 V LR6 AA Alkaline batteries

**Color display**  
2.8" IPS color display + optical bonding for better readability

**Side keypad**  
For flexible measurements

**High accuracy**  
±1.5 mm for precise measurements

► **Accessories:** 3 x battery (AA) | Tripod BT 150 1/4

## GLM 100-25 C PROFESSIONAL

Part number	<b>0601072YK0</b>
Laser diode	650 nm, < 1 mW
Measurement range*	0.08 – 100.00 m
Laser class	2
Measurement accuracy, typical*	± 1.5 mm* (*plus use-dependent deviation)
Measurement range of incline measurement	0 – 360° (4 x 90°)
Measurement time, typical	< 0.5 s
Power supply	3 x 1.5 V LR6 (AA)
Automatic deactivation	5 min
Units of measurement	m/cm/ft/inch/ft-inch/taiwan feet
Memory capacity (values)	50
Laser color	Red
Weight, approx.**	0.23 kg
Scope of supply	Pouch and batteries 3 x 1.5 V LR6 battery (AA)



## LASER RANGEFINDERS



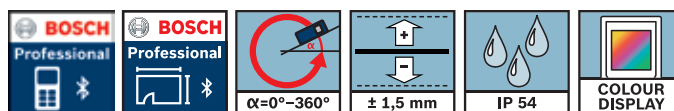


## GLM 150 C Professional

- with Bluetooth Connectivity

Laser measurement with accuracy up to 150 m

- Camera for optimum visibility of laser point at a distance of 150 m
- Fast and easy targeting, especially outdoor and over long distances
- Intuitive handling for fast access of needed functions, language guidance and help function
- Data transfer to Bosch MeasureOn app for fast and easy documentation



### Working range

Up to 400 feet / 150 m

### Memory

Stores up to 50 measurements

### Robust housing, IP 54-rated

Splash waterproof and dustproof tool for rough construction site conditions



### Color display

2.8" IPS color display + optical bonding for better readability

### Side keypad

For flexible measurements

► **Accessories:** 3 x battery (AA) | Hand strap | BT 150 1/4 Tripod

## GLM 150 C PROFESSIONAL

Part number	0601072FK0
Working range	150 m
Laser measuring range	0.08 - 150 m
Laser class	2
Accuracy	± 1.5 mm
Camera	5 MP integrated camera + 3-stage Zoom
Display	2.8 inch IPS colour display + flip display
Connectivity	Bluetooth smart (Low Energy)
Memory capacity	50 measurements
Dust and splash protection	IP 54
Power supply batteries	3 x quality AA Alkaline batteries
Units of measurement	m/cm/ft/inch/ft-inch/taiwan feet
Tripod thread	Plastic, 1/4 inch
Scope of supply	Pouch, Hand strap and 3xAA batteries with Certificate.



## LASER RANGEFINDERS

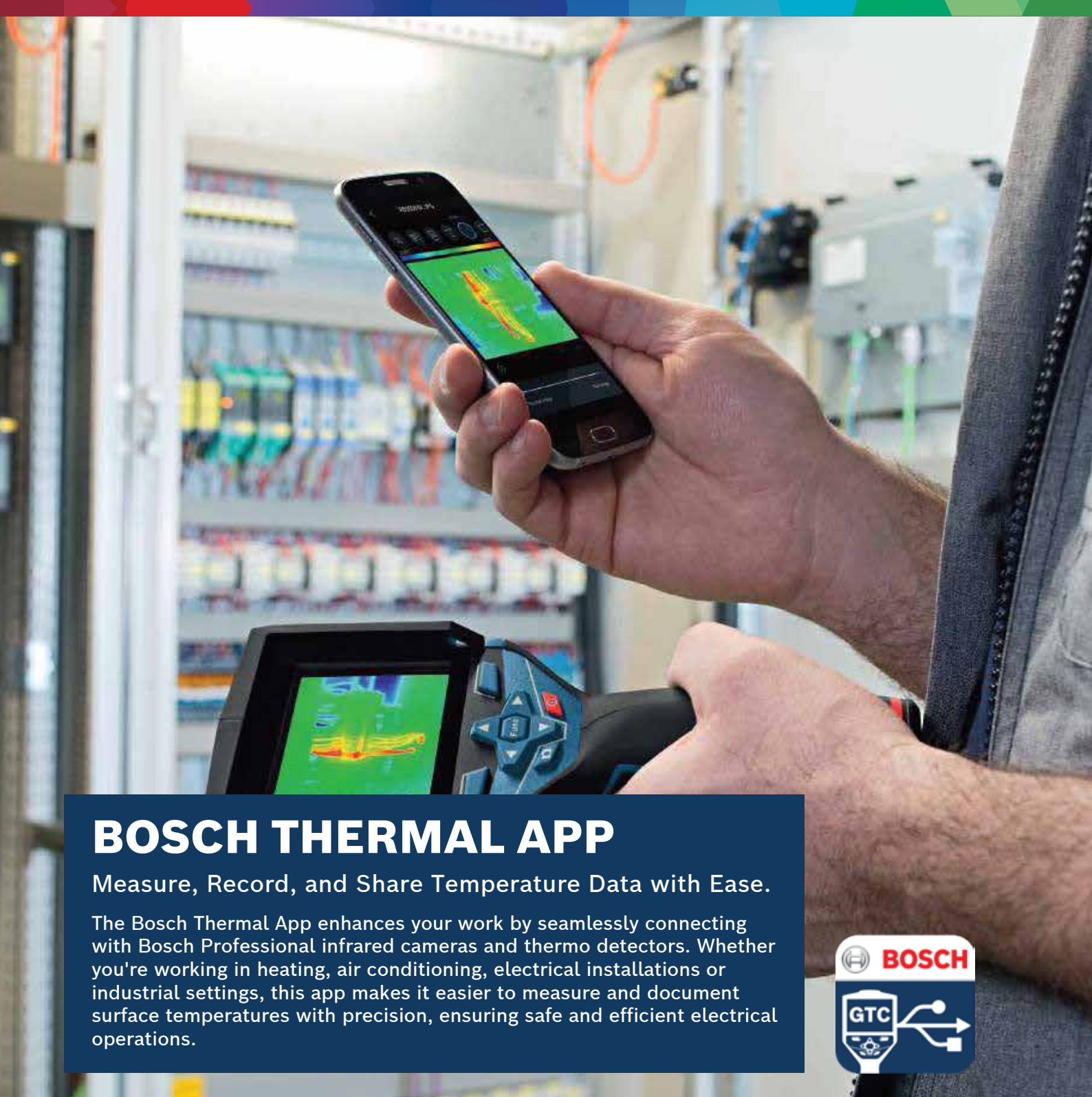
## 2.THERMAL AND DETECTORS

Reliable Thermal and Detectors solutions for every application.



**THERMAL & DETECTION**





## BOSCH THERMAL APP

Measure, Record, and Share Temperature Data with Ease.

The Bosch Thermal App enhances your work by seamlessly connecting with Bosch Professional infrared cameras and thermo detectors. Whether you're working in heating, air conditioning, electrical installations or industrial settings, this app makes it easier to measure and document surface temperatures with precision, ensuring safe and efficient electrical operations.



### KEY FEATURES:

- 1 Quick Measurement:** Capture and record surface temperatures effortlessly with Bosch thermo tools.
- 2 Reliable Performance:** Ensure accurate results across various applications, from HVAC to industrial settings.
- 3 Wi-Fi Integration:** Use the built-in Wi-Fi module to create a hotspot and instantly transfer your measurements to the Bosch Thermal App.
- 4 Simplified Documentation:** Store, view, and manage your temperature data directly within the app.





## GTC 400 C Professional

Visualize temperature differences within seconds

- Integrated Wi-Fi hotspot for fast and easy picture transfer from GTC 400 C to Thermal App
- Micro USB enables easy data transfer to computer and GTC transfer software helps to create reports easily
- Visual camera integrated to save real image together with thermal image
- Infrared sensor resolution of 160x120 for detailed thermal images (19200 single measurement points)



Professional



Warranty



### View the difference

#### Product features



1. **Integrated Wi-Fi hotspot** for fast and **easy picture transfer** from GTC 400 C to thermal App

Inside thermal images can be commented and markers can be set to highlight finding inside the image.



2. **Micro USB** enables **easy data transfer to computer** and **GTC transfer software** helps to create reports easily. Thermal images can be edited inside the software to highlight findings even better and create a report right away.



3. **Visual camera** integrated to save real image together with thermal image. Users can always remember the measurement site well if this is not obvious from the thermal image. Explanation to customers is also facilitated as **thermal and visual image can be shown side by side**.



4. **Infrared sensor resolution of 160x120** for detailed thermal images (19,200 single measurement points)



5. Built-in **TrackMy Tools** module.



6. IP53 protection makes the tool **dust and splash water proof**.



7. Big **3.5" color display** to display measurements comprehensively.



8. **Dual power source** to be ready any time - works with 10.8V/12V or Alkaline batteries (AA).

9. Internal memory to save **>500 pictures** (visual & thermal).



► **Accessories:** 12 V Li-ion

### GTC 400 C PROFESSIONAL

Part number	<b>0601083150</b>
Measurement range	-10 °C to +400 °C
Measuring accuracy of IR	±3.0 °C
Thermal sensitivity (NETD)	<50 mK
Size of IR sensor	160 x 120 px
Number of measuring points	19200
Memory type	Internal memory
Dust and splash protection	IP 53
Display type	TFT LCD
Size of display	3.5 inch
Operating temperature	-10 – 45 °C
Storage temperature	-20 – 70 °C
Weight	0.5 kg
Scope of supply	4 x 1.5 V LR6 (AA) batteries, AA1 alkaline battery adapter, protective bag, hand strap, micro USB cable,
Ideal Measure Distance of device	Heat & Cold > same 0.5 - 5.0m
GTC Transfer Software (V1.7.2)	Windows 7, 8, 10

**MRP**  
**₹1,05,000**

**THERMAL & DETECTION**



## NEW GTC 600 C Professional

Detailed visualization of temperature differences with smart documentation

- High thermal resolution and wide measuring range for maximum applications
- Voice note and Bosch Thermal App enable easy documentation of thermal images
- Intuitive user interface and seamlessly integrated features deliver successful results in minimum clicks



Professional



Warranty



### Infrared Sensor

Resolution of 256 x 192 px for detailed thermal image

### Microphone And Speaker

To create voice notes

### Gallery Mode

To capture infrared and visual images as well as voice notes

### Integrated Wifi Hotspot

For picture transfer to our Bosch Thermal App



### Emissivity Value Favourites

For fast selection

### Wide Temperature Range

Between -20 °C and +600 °C

### Fix Color Scale

To compare similar objects easily

### IP54

To protect against dust and splash water

► **Accessories:** 12 V Li-ion

## GTC 600 C PROFESSIONAL

Part number	<b>06010835K1</b>
Measuring range	-20 °C to +600 °C
Resolution of infrared sensor	256x192 px
Measuring accuracy of IR	±2 °C*
Dust and splash protection	IP54
Thermal sensitivity (NETD)	≤50 mK
Size of IR sensor	256x192 px
Number of measuring points	49,152
Field of view (FOV)	45x30°
Power supply and runtime	GBA 12 V 2.0 Ah 6 hrs
Dust and splash protection	IP54
Weight	0.61 kg
Size of display	3,5"
Operating temperature	-10 – 45 °C
Storage temperature	-20 – 50 °C
Focus distance, minimum	0.3 m
Thermal image refresh rate	9 Hz
Frame buffer	350
Scope of supply	Carrying bag , USB-C cable

**MRP**  
**₹1,45,000**

## THERMAL & DETECTION



## NEW GIC 4-23 C Professional

High-resolution camera and automatic upright viewing for in-depth inspection and documentation

- 4.3" screen enables a clear picture of the hidden areas
- Up Indication points up to support users in staying oriented during their work
- Thanks to camera cable IP 67, tool IP 54 and rubber housing



Professional



Warranty



BOSCH

### Big screen and high resolution

Enables an in-depth inspection on every detail

### Focus on essential

Keypad and menu designed for an intuitive product handling

### Ergonomic Handle

Known and proved from the GTC, now allows comfortable inspection even for longer durations



### Visible durability

Durable both from looks & specs: rubber housing and IP 67 (camera cable) & IP IP54 (tool)

### Orientation Function

Let users focus on the job, not on orientation

### Modern design

To appeal the target group and speak one design language with other MT tools

### Dual Power

Compatible power source with either 4 x AA or 10.8 V/12 V Li-ion battery pack gives user the highest amount of flexibility

► **Accessories:** 12 V Li-ion | 4x AA Alkaline batteries | 3.9 m Cable | 1.5 m Dual Camera

## GIC 4-23 C Professional

Part number	<b>06012415K0</b>
Camera resolution	1280 x 720 px
Screen resolution	800 x 480 px
Screen size	4.3"
Documentation via	Picture
Size internal memory	30 photos
Connectivity	USB-C cable
Robustness camera cable	IP 67
Robustness device	IP 54
Power supply	Dual Power (12 V or AA1 with 4 x AA)
Scope of supply	Carrying bag, AA 1, Camera cable, Hook, Magnet, Mirror, USB-C cable, 4 x AA battery

MRP  
₹45,000

## THERMAL & DETECTION





## NEW GIC 5-27 C Professional

High-resolution camera and automatic upright viewing for in-depth inspection and documentation

- 5" screen with 1280 x 720 pixels ensures clear picture quality
- Help users focus on detection results instead of orientation
- Intuitive user interface and seamlessly integrated features deliver successful results in minimum clicks



Professional



Warranty



BOSCH

### Big screen and high resolution

Enables an in-depth inspection on every detail

### Focus on essential

Keypad and menu designed for an intuitive product handling

### Ergonomic Handle

Known and proved from the GTC, now allows comfortable inspection even for longer durations



### Visible durability

Durable both from looks & specs: rubber housing and IP 67 (camera cable) & IP IP54 (tool)

### Orientation Function

Let users focus on the job, not on orientation

### Modern design

To appeal the target group and speak one design language with other MT tools

### Dual Power

Compatible power source with either 4 x AA or 10.8 V/12 V Li-ion battery pack gives user the highest amount of flexibility

► **Accessories:** 12 V Li-ion | 4x AA batteries | 3.9 m Cable | 1.5 m Dual Camera

## GIC 5-27 C Professional

Part number	<b>06012414K0</b>
Camera resolution	1280 x 720 px
Screen resolution	1280 x 720 px
Screen size	5"
Documentation via	Picture, Video
Size internal memory	30 photos
Connectivity	USB-C cable, Micro SD card
Robustness camera cable	IP 67
Robustness device	IP 54
Power supply	Dual Power (12 V or AA1 with 4 x AA)
Scope of supply	Carrying bag, AA battery Adapter, Camera cable, Hook, Magnet, Mirror USB-C cable, 4 x AA battery

MRP  
₹50,000

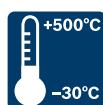
## THERMAL & DETECTION



## GIS 500 Professional

Press and go. Temperature on hand.

- Simple – Immediate measuring results at one simple press with the selection of 3 emissivity gradings for more precise measurement
- Compact - Easy to carry around thanks to the ergonomic housing design with carrying pouch
- Versatile - Wide temperature measurement range for extreme conditions with press and hold continuous measuring function



### Infrared Technology

Temperature measurement range between -30°C to +500°C with 3 different emission coefficients for the required working conditions

### Simple

Results at your fingertips with a simple point and shoot trigger button



### Intuitive

Ease-of-use in light of 3-button operation and inverted screen with illuminated technology

### Compact

Easy to carry around thanks to the compact and ergonomic soft grip design with carrying pouch

► **Accessories:** 1 x battery (AA) | Pouch

## GIS 500 PROFESSIONAL

Part number	<b>0601083480</b>
Measurement range	-30 °C to +500 °C
Measuring accuracy of IR	±1.8 °C (*plus use-dependent deviation)
Power supply and runtime	2 x 1.5V LR6 (AA) batteries 9h
Laser diode	Laser class 2, 635 nm
Operating temperature	-5 – 50 °C
Storage temperature	-20 – 70 °C
Optics	12:1
Measuring accuracy (typical)	Surface temperature, -30 °C ≤ t ≤ -10 °C: ± (1.8°C + 0.1 x  t °C), -10°C < t < 0 °C: ± 2.8 °C, 0 °C ≤ t < 100 °C: ±1.8 °C, 100 °C ≤ t ≤ 500 °C: ± 1.8%
Weight	0.22 kg
Scope of supply	2x1.5 V LR6 battery(AA) and Pouch

**MRP**  
**₹8,800**

**THERMAL & DETECTION**



## NEW GMS 120-27 Professional

Clear and simple: The intuitive wall scanner that makes the invisible visible

- Gives you confidence by detecting metal, live wires, and wooden studs behind the wall.
- Easy to use with simple mode selection and marking hole.
- Built for operation on tough job sites thanks to shock-absorbing rubber casing and IP54.



**PROTECTED TOOLS**  
Impact | Water | Dust



► **Accessories:** 3.7 Li-ion Yoda Battery | 2 x battery (AA)

### GMS 120-27 PROFESSIONAL

Part number	<b>06010817K0</b>
Max. detection depth	120 mm-Non magnetic metal
Measuring indicator	Yes
Object center indicator	Yes
Light-up ring	Yes
Marking hole	Yes
Audio signal	Yes
Protection Rating	IP 54
Dimensions	186 x 86 x 33 mm
Battery Type	2 x 1.5 v LR6 (AA) / 3.7 V Li-ion
Detectable objects	Magnetic metals (e.g. iron), Non-magnetic metals (E.g. copper), Live cables, Wooden substructures
Dust and splash protection	IP 54
Power supply	2 x 1.5 V LR6 (AA), 2 x 1.2 V HR6 (AA), 1 x BA 3.7V 1.0Ah Li-Ion battery
Weight	0.29 kg
Scope of supply	2 x 1.5 V LR6 battery (AA)



### THERMAL & DETECTION





## D-tect 120 Professional

The most convenient universal detector for reliable detection of all materials

	Metal	Lives wires (AC cables)	Wooden objects	Water-filled plastic (PVC) pipes	Maximum detection depth
	+++	+++	+	++	6 cm
	+++	+++	+++	++	6 cm
	+++	+++	+	++	12cm

+ - can be detected  
 ++ - can be found well  
 +++ - can be found very well



### Center Finder Technology

Giving direction indication for precise location of object center

### Easy user interface

Featuring 3 mode buttons



### Dual power source

Compatible with 12.0V Li-ion battery pack for extra flexibility



**Spot measurement**  
Immediate and reliable results



### Reliable detection

For all objects including metals, live cables, wooden objects and water-filled plastic pipes



► **Accessories:** 12 V Li-ion

## D-tect 120 PROFESSIONAL

Part number	<b>06010813K0</b>
Detection mode	Universal, Concrete, Drywall
Detectable materials	Water-filled plastic pipes, ferrous metals, non-ferrous metals, wooden studs, live cables
Maximum scanning depth	
– Ferrous metals	120 mm
– Non-ferrous metals (copper)	80 mm
– Live conductors 110–230 V	50 mm (voltage applied)
– Wood	38 mm
Automatic deactivation	5 mins
Power supply	10.8V and 12.0V Li-ion or 4 x 1.5V LR6 (AA) (with AA battery adapter)
Weight, approx.	0.5 kg
Scope of supply	4 x 1.5 V LR6 (AA) batteries carrying bag, battery adapter

**MRP**  
**₹32,000**



## THERMAL & DETECTION



## NEW D-tect 200 C Professional

### Scan and spot the unseen

- More depth for better safety - Increased maximum detection depth to 200mm with object depth indication
- All-round detection - Detection of all common objects, even in narrow spots with the unique spot mode
- See the unseen - Clear visualization of detected objects including the new leakage detection function through the intuitive Human Machine Interface (HMI)



► **Accessories:** 12 V Li-ion

### D-tect 200 C PROFESSIONAL

Part number	<b>06010816K0</b>
Max. detection depth	200 mm
-Magnetic Metal	200 mm
-Non Magnetic Metal	80 mm
-Live Cable	80 mm
Detection materials	Magnetic metals (e.g. iron), Non-magnetic Metals (e.g. copper), Live cables, Low-voltage & Data cables, Wooden Substructures and Plastic pipes.
Power supply	4 x 1.5 V LR6 (AA) / 12 V Li-ion 10.8 V Li-ion
Weight	0.64 kg
Scope of supply	Carrying bag, Hand Strap, Operation Instruction Manufacturing Certificate, Softbag with Shoulder Strap USB-C Cable, AA1 Adapter, 4 x 1.5 V LR6 (AA) Battery

**MRP**  
**₹85,000**

**THERMAL & DETECTION**





Detectors have a wide range of applications. Various materials have to be reliably detected in different building materials, to avoid accidents and save on rework. For example, the cost of repairing an accidentally drilled into water pipe or electric cables is much higher than the cost and time taken in avoiding this.

The range consists of multi-detectors and special detectors that can also be used to reliably detect plastic pipes. Even the depth of the objects is displayed. All detectors from Bosch are calibration-free.



Detectable materials	Plastic pipes	Live cables	Ferrous metal	Non-ferrous metals	Wood
Measuring depth <b>GMS 120-27 Professional</b>	–	5 cm	12 cm	8 cm	3.8 cm
Measuring depth <b>Wallscanner D-tect 120 Professional</b>	6 cm	5 cm	12 cm	8 cm	3.8 cm
Measuring depth <b>Wallscanner D-tect 200 Professional</b>	8 cm	8 cm	20 cm	8 cm	3.8 cm

## THERMAL & DETECTION



### 3.POINT, LINE AND ROTATION LASERS FROM BOSCH

The right tool for every application



	POINT LASERS		LINE LASERS							ROTATION LASERS
<ul style="list-style-type: none"> <li>● Ideal</li> <li>○ Suitable</li> <li>○ Possible</li> <li>– Unsuitable</li> </ul>	GPL 3 G Professional	GPL 5 G Professional	GLL 3 X Professional	GLL 3-15 X Professional	GLL 50-15 XG Professional	GLL 50 G Professional	GLL 3-80 Professional	GLL 3-80 CG Professional	GLL 3-60 XG Professional	GRL 350 HV Professional
Horizontal levelling/alignment	●	○	●	●	●	●	●	●	●	●
Vertical levelling/alignment	●	○	●	●	●	●	●	●	●	●
Plumb alignment/plumb function	○	●	○	○	○	–	●	●	●	○
Transfer of right angles	●	●	–	–	○	–	●	●	●	○
Room partitioning	○	○	–	–	○	○	●	●	●	○
Tiling	–	–	○	○	○	●	●	●	●	–

HV: Horizontal & Vertical

### POINT, LINE AND ROTATION LASERS



### Point lasers

Point lasers can be used to quickly and reliably align pillars in a plumb position or to transfer hole plans from the floor to the ceiling.



### Line lasers

Line lasers are ideal for horizontal and vertical indoor alignment. They are compact, reliable and easy to operate.



### Rotation lasers

Rotation lasers are recommended for all horizontal and vertical work, both indoors and outdoors.



## POINT, LINE AND ROTATION LASERS





## GLL 3 X Professional

### Compact 3-line laser

The versatile solution for indoor jobs

- Compact, modern and robust design for great mobility and durability
- Easy to use for versatile applications
- Vivid line visibility for maximum work efficiency



3 Lines



Horizontal



Vertical



Warranty



BOSCH



Compact 3-line laser



Robust design



Intuitive design



Vivid line visibility

► **Accessories:** AA batteries | Tripod-BT 150 1/4

## GLL 3 X PROFESSIONAL

Part number	<b>0601063CJ0</b>
Working range	15 m
Levelling accuracy	± 0.5 mm/m
Self-levelling range	± 4°
Laser diode/class	635 Nm <1 mW/2
Tripod thread size	1/4"
Operating time, max.	15 h
Power supply	4 x 1.5 V (AA)
Product dimension (L/W/H)	97 x 65 x 120 mm
Weight	0.5 kg
Scope of supply	4 x 1.5 V (AA) batteries, protective pouch

MRP  
₹9,500

## POINT, LINE AND ROTATION LASERS

More information about the professional blue measuring tools and accessories can be found at [www.bosch-pt.co.in](http://www.bosch-pt.co.in)

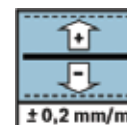
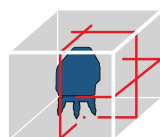




## GLL 3-15 X Professional

For easy decorative interior fitting applications

- Maximum precision thanks to the Bosch Pendulum Precision System
- Projection of a vertical and a horizontal line
- Detachable, 360° rotating platform with bubble vial and fine adjustment



### Quality

Bosch Intelligent Current Management (ICM) for the highest laser line performance and operating lifetime



### IP 54 rated

For maximum tool protection



### Robust

Bosch Pendulum Precision System (PPS) for maximum levelling accuracy



### Detachable rotating platform

360° fine adjustment for precise control of laser lines

### Height adjustable legs

For extra levelling flexibility

► **Accessories:** 4 x battery (AA) | Tripod-BT 150 5/8

## GLL 3-15 X PROFESSIONAL

Part number	<b>0601063M80</b>
Working range line	15 m
Levelling accuracy	± 0.2 mm/m
Self-levelling range	± 3°
Tripod thread size	5/8 inch only
Dust and splash protection	IP 54
Power supply	4 x 1.5 V LR6 (AA)
Operating time, approx.	
– with 1 laser line	24 h
– with 2 laser lines	14 h
– with 3 laser lines	10 h
Weight, approx	0.72 kg
Scope of supply	4 x 1.5 V (AA) batteries, carrying bag, tripod adapter



## POINT, LINE AND ROTATION LASERS

More information about the professional blue measuring tools and accessories can be found at [www.bosch-pt.co.in](http://www.bosch-pt.co.in)



## NEW GLL 3-60 XG Professional

3 x 360° Green line laser – All-round levelling solution

- All-round solution - 3 x 360° green line laser with 1 horizontal and 2 vertical lines for your everyday levelling needs
- Visible - Optimum laser lines visibility thanks to Bosch Green laser technology
- Versatile - Slim cone mirror and turret design designated to fulfil various applications including even concrete plaster



**GREENLASER**  
Technology



► **Accessories:** LR 7 | Mounting Clamp | BM 1 | BT 150 | BT 150-5/8"  
Green Laser Glass | Target Plate

### GLL 3-60 XG PROFESSIONAL

Part number	<b>0601063ZK0</b>
Laser diode	500 – 540 nm, < 10 mW
Laser class	2
Working range	up to 30 m
Laser class	2
Working range	up to 30 m
Working range with receiver	up to 60 m
Self-levelling range	± 3°
Dust and splash protection	IP 54
Power supply	4 x 1.5 V LR6 (AA)
Tripod thread	1/4" & 5/8"
Colour of laser line	Green
Compatible laser receivers	LR 7
Working range, value	30 m
Weight, approx.	0.82 kg
Scope of supply	Carrying case, pouch, target plate, 4 x AA battery



**POINT, LINE AND ROTATION LASERS**



## GLL 3-80 Professional

360° three-plane levelling and alignment-line laser

- Laser generates one horizontal and two vertical 360° laser planes from one startup point
- High accuracy up to  $\pm 0.2$  mm/m
- Pendulum lock for safe transport
- IP 54 for robust protection
- Four AA batteries and carrying case



- **3 x 360° red laser lines**  
with best visibility due to high power diodes

- **High accuracy**  
 $\pm 0.2$  mm/m

- **IP 54**  
for robust protection

- **2 modes**  
self-levelling mode and lock mode

- **Receiver mode**  
for high working range up to 120m (diameter). Compatible to new LR 7 and LR 6 Professional receivers



- **Pendulum lock**  
for safe transport

- **Intuitive keypad**  
for easy mode selection and receiver function activation

- **Alkaline battery powered**  
with 4 x 1.5 V (AA) batteries

- **1/4 inch and 5/8 inch tripod thread**  
for compatibility with all accessories.

► **Accessories:** LR 6 | LR 7 | BM 1 | BT 150 | BT 150-5/8" | Target Plate | Red Laser Glasses

### GLL 3-80 PROFESSIONAL

Part number	<b>0601063S00</b>
Accuracy	$\pm 0.2$ mm/m
Battery voltage	1.5 V
Laser diode	Class II 630 - 670 nm
Levelling type	Self-Levelling, up to 4°
Mount threading	1/4-20, 5/8-11
Operating temperature	14°F/-10°C up to 104°F/40°C
Working range	30m (w/o receiver), Up to 120 m (with receiver)
Scope of supply	Carrying case, Pouch, Target plate, 4 x AA battery



### POINT, LINE AND ROTATION LASERS

More information about the professional blue measuring tools and accessories can be found at [www.bosch-pt.co.in](http://www.bosch-pt.co.in)





## GLL 3-80 CG Professional

Green supreme visibility in 3 x 360°

- 3 x 360° laser lines with best visibility due to high power diodes
- High accuracy up to  $\pm 0.2$  mm/m
- Contactless controlling without touching and without losing precision
- Dual power source for highest flexibility



### • 3 x 360° green laser lines

with best visibility due to high power diodes


### • Contactless controlling

without touching and without losing precision



### • Receiver mode

For high working range up to 120m (diameter).  
Compatible to new LR 7 receiver



**GREENLASER**  
Technology

### High accuracy •

$\pm 0.2$  mm/m



### Dual power source •

For highest flexibility

### Intuitive keypad •

for easy mode selection and receiver function activation

### Motorised line adjustment possible •

With RM 3  
(fits also with non-motorised RM 2)

► **Accessories:** LR 7 | BM 1 | BT 150 | BT 150-5/8" | Green Laser Glasses  
| Target Plate | 12 V Li-ion

## GLL 3-80 CG PROFESSIONAL

Part number	<b>0601063U80</b>
Accuracy	$\pm 0.2$ mm/m
Laser diode	500 - 540 nm, < 10 mW
Operating temperature	-10 - 40 °C
Storage temperature	-20 - 70 °C
Laser class	2
Working range with receiver	120 m (diameter)
Working range without receiver	30 m (diameter)
Levelling type	Self-levelling, up to 4°
Levelling time	4 s
Dust and splash protection	IP 54
Operating time (max.)	6 h (Li-ion) and 4 h (4xAA) in 3-line mode
Tripod thread	1/4 inch, 5/8 inch
Color of laser line	Green
Projection	3 x 360° line
Scope of supply	Carrying case, BM 1, Ceiling plate, Pouch, Target plate, 4 x AA battery



## POINT, LINE AND ROTATION LASERS

More information about the professional blue measuring tools and accessories can be found at [www.bosch-pt.co.in](http://www.bosch-pt.co.in)



## NEW GLL 50 G Professional

Simple and compact for rugged environment

- Fast & Easy Alignment with Maximum Visibility thanks to self-leveling cross line laser with green laser technology
- Durable and Robust For Tough Jobsites thanks to compact and robust housing design
- Easy to operate thanks to the intuitive one switch design



### Green Cross Line Laser

- Simple user interface
- Premium visibility even in bright indoor conditions
- Working Range: 15 m
- Levelling accuracy  $\pm 0.6 \text{ mm/m}^*$

\*Plus use-dependent deviation

### Smart Pendulum System

Allows tool to self-level and indicates out-of-level condition with continuous flashing laser lines



### Dual Battery Source

Compatible to both alkaline batteries and Li-Ion battery pack (BA 3.7 V 1.0Ah A) (accessory)

### Simple Operation

- Easy-to-use one switch operation
- Slide to switch ON/OFF

### Rubber Enforced Housing

- Robust housing with IP 55 dust-proof and protected against water jets
- Design to withstand tough jobsites

► **Accessories:** 3.7 V Li-on Yoda Battery | BT 150 1/4

## GLL 50 G PROFESSIONAL

Part number	<b>06010653K0</b>
Working range	15 m
Levelling accuracy*	$\pm 0.6 \text{ mm/m}^*$
Self-levelling range	$\pm 3.5^\circ$
Self-levelling time	< 6 s
Laser class	Class 2
Projection	2 lines
Laser type	(500–540 nm, <5mW)
IP rating	IP 55
Operating temperature	-10°C...+40°C
Storage temperature	-20°C...+70°C
Tripod mount	1/4"
Power supply	2 x 1.5 V LR6 (AA) / 3.7 V Li-ion
Dimension	87 x 64 x 87 mm
Weight	0.3 kg
Scope of supply	Pouch, 2 x AA battery

MRP  
**₹15,000**

## POINT, LINE AND ROTATION LASERS

More information about the professional blue measuring tools and accessories can be found at [www.bosch-pt.co.in](http://www.bosch-pt.co.in)



## NEW GLL 50-15 XG Professional

Simple and Versatile For Your Everyday Levelling Application

- Green Laser Technology ensures excellent visibility even in brighter conditions
- Intuitive user-friendly HMI control made for user simplicity
- Detachable rotating platform enables precise laser lines position



► **Accessories:** LR 7 | BT 150-5/8" | Green laser Glasses | Target Plate

### GLL 50-15 XG PROFESSIONAL

Part number	<b>06010657K0</b>
Working range, line	15 m
Working range with receiver	50 m
Working range, point	5 m (Red light)
Accuracy	± 0.2 mm/m
Self-levelling range	± 3°
Tripod thread size	5/8 inch only
Dust and splash protection	IP 54
Power supply	4 x 1.5 V LR6 (AA)
Weight, approx	0.5 kg
Scope of supply	4 x 1.5 V LR6 (AA) batteries, Carrying bag, Manufacturer certificate.

**MRP**  
**₹22,000**

### POINT, LINE AND ROTATION LASERS

More information about the professional blue measuring tools and accessories can be found at [www.bosch-pt.co.in](http://www.bosch-pt.co.in)





## New Launch! GLL 18V-120 33 CG Professional

Unstoppable 18V line laser for high precision in tough conditions

- Triple Power Source-Easily switch between 18 V, 10.8 V / 12 V, and alkaline C-cell power sources to avoid downtime
- Durability Rubber-enforced housing and laser windows, and an IP65 rating for peace of mind on the toughest jobsites
- Ease of Use Secure mounting and precise work are made easy thanks to the integrated mount with strong magnets and pivot fine adjustment



### Good visibility

- Green laser lines enable applications even in bright indoor conditions



### Durable

- Rubber enforced glasses with balanced design for good protection
- IP 65 water and dust protection

### Connectivity

- With the Levelling Remote App for a fast and satisfying work experience



### Large Battery Indicator

- For easy readout

### Vertical ON/OFF Switch

- For stable switching and optimized force distribution
- One-switch operation to prevent mistakes

### Ceiling Clip DK 20

- Height adjustment range of 10 cm
- Rubberized wheel and large grip surface

### Pivot Fine Adjustment

- For precise pivot rotation around reference point on bottom

► **Accessories:** 18 V Li-Ion | 10.8 V | 4 x 1.5 V Adapter | LR 7

## GLL 18V-120-33 CG PROFESSIONAL

Part number	<b>06010651K0</b>
Tool dimension (L x W x B)	205 x 103 x 158 mm
Working range	35 m (radius)
Working range with receiver	5-120 m (radius)
Levelling accuracy	± 0.3 mm/m°
Self-levelling range	± 4°
Self-levelling time	≤ 3 s
Power source	18 V Li-Ion / 12 V Li-Ion 4 x 1.5 V (C)
Protection rating	IP 65
Scope of supply	Baretool, DK 20 (Ceiling Clip) BA 18-12 (Battery Adapter) Green Target Plate, Operating Instructions, Laser warning label, Manufacturer certificate L-Boxx 136



## POINT, LINE AND ROTATION LASERS



## NEW GRL 350 HV Professional

Rotational laser for horizontal and vertical application with manual dual slope

- Versatile - Horizontal and vertical manual dual slope function enable change in grade in two-axis application
- Flexible - Variable speed and Scan angle selection allow optimum usability at different lighting conditions
- Robust - IP 56 rated to protect against dust and water for tough jobsite conditions, with shock warning function to alert error due to vibration



► **Accessories:** 2 x battery (LR20) | Laser Receiver LR 45 | BT 160 Tripod | GR 500

### GRL 350 HV PROFESSIONAL

Part number	<b>0601061S40</b>
Working range (diameter)	
- without laser receiver	Approx. 60 m
- with laser receiver	Approx. 350 m
Levelling accuracy (Horizontal)	± 1.5 mm/30 m
Levelling accuracy (Vertical)	± 3 mm/30 m
Self-levelling range (typical)	± 8% (± 4.6)
Levelling duration (typical)	30 s
Rotation speed	0/150/300/600 min <sup>-1</sup>
Scan angle for line operation	10 / 25 / 50
Slope range for manual operation	± 8%
Operating temperature	-10 – +50 °C
Storage temperature	-20 – +70 °C
Laser class	3R
Degree of protection	IP 56
Batteries	2 x D-cell batteries
Product dimensions (L x W x H)	187 x 182 x 170 mm
EPTA Weight	1.8 kg
Scope of supply	GRL 350 HV self-levelling rotary laser, LR 30 laser receiver with RB 30 receiver bracket, WM24 wall mount, red laser glasses, red target plate, (2) D batteries, (1) 9V battery, and all in-one carrying case.

**MRP**  
**₹94,000**

### POINT, LINE AND ROTATION LASERS



## NEW GPL 3 G Professional

The robust and compact 3-point laser with highly visible green laser points

- Green laser points provide up to four times better visibility than red points User-friendly human machine interface (HMI) for quick selection of measuring functions
- Durable design for tough conditions: rubberised housing with recessed glasses, IP 65 dust and water jets protection
- Integrated rotation mount with strong magnets for fast and secure mounting



► **Accessories:** 2 x battery (AA) | BT 150 1/4

### GPL 3 G PROFESSIONAL

Part number	<b>0601066N00</b>
Laser diode	< 1 mW, 500 – 540 nm
Operating temperature	-10 – 45 °C
Storage temperature	-20 – 70 °C
Laser class	2
Working range	up to 30 m
Accuracy	± 0.35 mm/m
Self-levelling range	± 4°
Levelling time	4 s
Dust and splash protection	IP 65
Operating time (max.)	8 h
Tripod thread	1/4"
Projection	3 points
Weight, approx.	0.35 kg
Scope of supply	2 x 1.5 V LR6 (AA) batteries, pouch

**MRP**  
**₹20,000**

### POINT, LINE AND ROTATION LASERS

More information about the professional blue measuring tools and accessories can be found at [www.bosch-pt.co.in](http://www.bosch-pt.co.in)





## NEW GPL 5 G Professional

The tough and compact 5-point laser with highly visible green laser points

- Green laser points provide up to four times better visibility than red points
- Durable design resists tough conditions: rubberised housing with recessed glasses, IP 65 dust and water jets protection
- Fast and secure mounting thanks to integrated rotation mount with strong magnets



► **Accessories:** 2 x battery (AA) | BPT 150 1/4

### GPL 5 G PROFESSIONAL

Part number	<b>0601066P00</b>
Laser diode	< 1 mW, 500 – 540 nm
Operating temperature	-10 – 45 °C
Storage temperature	-20 – 70 °C
Laser class	2
Working range	up to 30 m
Accuracy	± 0.35 mm/m
Self-levelling range	± 4°
Levelling time	4 s
Dust and splash protection	IP 65
Operating time (max.)	8 h
Power supply	2 x 1.5 V LR6 (AA)
Tripod thread	1/4"
Projection	5 points
Weight, approx.	0.35 kg
Scope of supply	2 x 1.5 V LR6 (AA) batteries, pouch

**MRP**  
**₹22,500**

**POINT, LINE AND ROTATION LASERS**

## BM 1 Professional

The universal solution for line and point lasers

- Flexible fitting of the mount, for example with screws, magnets or on a tripod.
- The clamp makes the BM 1 ideal for ceiling applications.
- Height adjustment with locking device for safe and precise alignment.
- Easy fixing of the laser.
- Ideal also in combination with the BT 350 Professional telescopic pole.
- Can be used as a floor tripod with extendible supporting legs.



MRP  
₹6,000



## WM 4 Professional

Wall holder

- Increased benefit with accessories
- Versatile fixing of the mount
- Height adjustment with locking device for safe and precise alignment
- Suitable for GRL 350 HV



MRP  
₹8,800

	BM 1 PROFESSIONAL	WM 4 PROFESSIONAL
Part number	0601015A01	0601092400
Height	-	340 mm
Weight, approx.	0.5 kg	0.7 kg
Suitable for	GPL 3G, GPL 5G, GLL 3-80 & GLL 3-80CG, GLL 3-60 XG GLL 50 G	GRL 350 HV Professional

## POINT, LINE AND ROTATION LASERS

More information about the professional blue measuring tools and accessories can be found at [www.bosch-pt.co.in](http://www.bosch-pt.co.in)



## 4.OPTICAL LEVELS FROM BOSCH

Precise and extremely robust

The optical levels from Bosch, GOL 26 D and GOL 32 D excel due to their high precision and great reliability. The tried-and-tested instruments make levelling easier and can be set precisely and reliably, which makes them perfect for use in tough conditions on the construction site.



### ACCESSORIES



BT 160 -  
Thread Size 5/8 inch



GR 500

## OPTICAL LEVELS

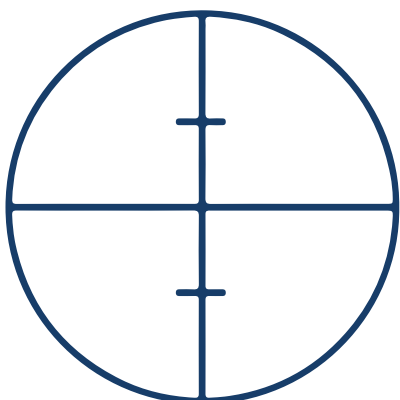




## GOL 26 D Professional

Extremely robust for outdoor use

- Designed for outdoor use due to sturdy metal housing with dust and splash protection (IP 54)
- Robust design with circular vial with 90° prism for easy and fast set-up
- Carrying case with compensator lock for safe transport
- Large aperture 26x-power lens - allows more light for a sharper image and excellent magnification
- Self-levelling compensator with transport lock - protects pendulum in carrying case against damage and loss of calibration
- Both horizontal/vertical crosshairs and stadia lines - measures level, alignment and estimates distance
- Magnetic dampening system - quickly settles the system and reduces the effects of job site vibration



► **Accessories:** BT 160 | GR 500



### GOL 26 D PROFESSIONAL

Part number	<b>06010680F0</b>
Unit of measure	360°
Deviation for 1 km run levelling	1 mm
Working range	Up to 100 m
Magnification	26x
Levelling accuracy	1.6 mm at 30 m
Dust and splash protection	IP 54
Dimensions (L/W/H)	215 x 135 x 145 mm
Weight	1.7 kg
Scope of supply	Carrying case, adjusting pin, hex key, lens cover, plumb bob



**MRP**  
**₹20,000**



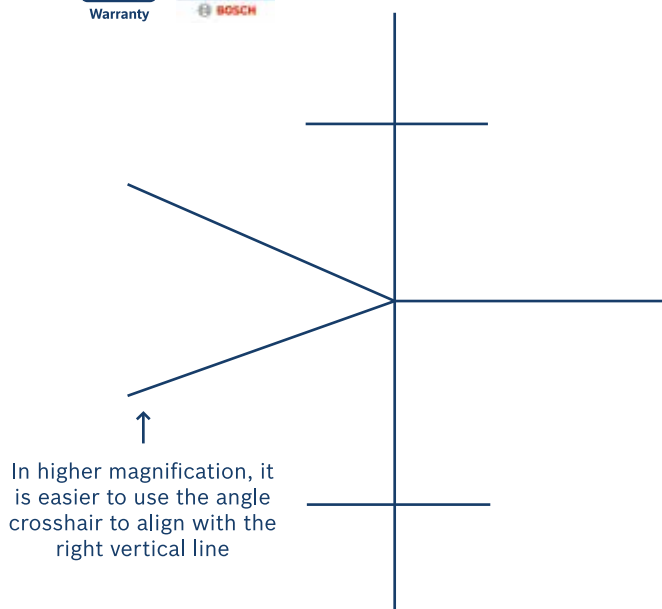
## GOL 32 D Professional

The robust solution for precise levelling at long distance

- Extremely robust for tough outdoor application
- 32x magnification for precise work at longer distance
- Collimator and bubble vial are built into the housing for greater durability
- Self-leveling compensator with transport lock – protects pendulum against damage and loss of calibration
- Large aperture 32x-power lens – allows more light for a sharper image and excellent magnification
- Weather resistant design - IP54
- Solid metal base and three precision leveling screws - provides stability in all weather for precision leveling
- Both horizontal/vertical crosshairs and stadia lines - measures level with alignment and estimates distance
- Top mount quick sight – for quick sighting of levelling rod circular bubble vial with 90-degree prism – for easy, fast set-up



Warranty



► **Accessories:** BT 160 | GR 500



### GOL 32 D PROFESSIONAL

Part number	<b>06010685F0</b>
Unit of measure	360°
Deviation for 1 km run levelling	1 mm
Working range	Up to 120 m
Magnification	32x
Levelling accuracy	1 mm at 30 m
Dust and splash protection	IP 54
Dimensions (L/W/H)	215 x 135 x 145 mm
Weight	1.7 kg
Scope of supply	Carrying case, adjusting pin, hex key, lens cover, plumb bob



**MRP**  
**₹24,000**

**OPTICAL LEVELS**

## 5. ANGLE MEASURERS AND INCLINOMETERS FROM BOSCH

Precise and extremely robust



Ideal for precise measurement of inclines, horizontals or angles from 0° to 360°. These tools are impressively easy to operate in every application: acoustic signal transmitters, memory and calculation functions, and displays that can be read overhead, all serve to make work easier.

### GIM 60 / GIM 120 Professional

Precise digital inclinometers

- Measures precise tilts in degrees, percent or millimetres/meters
- Direction arrows and audible signals at 0° and 90° for easy alignment
- Measured values automatically turn on the display when working overhead



GIM 60



GIM 120

MRP  
₹17,500

MRP  
₹18,500

#### GIM 60 PROFESSIONAL

Part number	0601076700
Length	60 cm
Measurement range	0°– 360° (4 x 90°)
Electronics measurement accuracy 0°/90°	± 0.2°
Measurement accuracy, vials	± 0.057° = ± 1 mm/m
Units of measurement	°, %, mm/m
Operating duration, inclination measurement approx.	100 h
Weight approx.	0.77 kg
Scope of supply	4 x 1.5 V LR6 (AA) batteries, protective bag
Inclination Accuracy	0°/90°: ±0.05°, 1° - 89°: ±0.1°

#### GIM 120 PROFESSIONAL

Part number	0601076800
Length	120 cm
Measurement range	0°– 360° (4 x 90°)
Electronics measurement accuracy 0°/90°	± 0.2°
Measurement accuracy, vials	± 0.057° = ± 1 mm/m
Units of measurement	°, %, mm/m
Operating duration, inclination measurement approx.	100 h
Weight approx.	1.3 kg
Scope of supply	4 x 1.5 V LR6 (AA) batteries, protective bag
Inclination Accuracy	0°/90°: ±0.05°, 1° - 89°: ±0.1°

## ANGLE MEASURERS AND INCLINOMETERS

More information about the professional blue measuring tools and accessories can be found at [www.bosch-pt.co.in](http://www.bosch-pt.co.in)





## GAM 220 Professional

### Precise and easy angle measurement

- Fast and precise calculation of angles
- Angles can be transferred precisely onto workpieces by means of a mechanical locking screw
- Can be used along with mitre saws for angle measurement



Illuminated display



IP54 rating



Flip display



Fast and precise



Warranty



## GAM 220 PROFESSIONAL




Part number	<b>0601076500</b>
Length	120 cm
Measurement range	0 – 220°
Measurement accuracy, angles	± 0.1°
Measurement accuracy, vials	± 0.05°
Accuracy of angle calculation	± 0.1°
Power supply	4 x 1.5 V LR6 (AA)
Battery power, approx.	80 h
Automatic deactivation facility, approx.	30 mins
Arm length	40 cm
Weight, approx.	1.3 kg
Scope of supply	4 x 1.5 V LR6 (AA) batteries




MRP  
₹16,500





## ANGLE MEASURERS AND INCLINOMETERS


More information about the professional blue measuring tools and accessories can be found at [www.bosch-pt.co.in](http://www.bosch-pt.co.in)

## 6. ACCESSORIES: SPECIFICATIONS AT A GLANCE

Laser receivers/ Remote controls		Range	Measuring accuracy (fine/rough)	Power supply	IP protection class	Weight	Suitable for	Part number
	LR 6 Professional Laser Receiver	5–50 m	± 1 mm/ ± 3 mm	2 x 1.5 V LR03 (AAA)	IP 54	0.12 kg	GLL 5-50 X, GLL 3-80	<b>0601069H00</b>  MRP: ₹6,500
	LR 7 Professional Laser Receiver	5–50 m	± 1 mm/ ± 3 mm	2 x 1.5 V LR6 (AA)	IP 54	0.15 kg	GLL 3-60 XG, GLL 18V- 120-33 CG , GLL 50-15 XG	<b>0601069J00</b>  MRP: ₹8,200
	LR 45 Professional Laser Receiver	0.5–300 m	± 1 mm/ ± 2 mm	2 x 1.5 V LR6 (AA)	IP 66	0.30 kg	GRL 350 HV	<b>0601069L00</b>  MRP: ₹21,000

Building tripods		Work height	Tripod thread	Weight	Suitable for	Part number
	BT 150 1/4" Professional Building Tripod	52–147 cm	1/4"	1.0 kg	GLL 3X; GLL 18 V-120-33 CG; GLM 100-25 C; GLM 50-23 G; GLM 50-27 CG; GLM 150 C; GLL 50G; GLL 3-80 CG; GPL 3 G; GPL 5 G; GLL 3-60 XG; Professional	<b>0601096B00</b>  MRP: ₹3,000
	BT 150 5/8" Professional Building Tripod	52–147 cm	5/8" x 11	1.1 kg	GLL 3-15 X; GLL 3-80 CG; GLL 3-60 XG; GLL 50-15 XG; GLL 18 V-120-33 CG;	<b>0601096C80</b>  MRP: ₹3,500
	BT 160 Professional Building Tripod	97–160 cm	5/8" x 11	4.1 kg	GOL 26 D; GOL 32 D; GRL 350 HV	<b>0601091200</b>  MRP: ₹3,600

Wall mounts/ Measuring plates/ Others		Applications	Weight	Suitable for	Part number
	WM 4 Professional Wall Mount	<ul style="list-style-type: none"> <li>← Versatile fixing of the mount</li> <li>← Height adjustment with locking device for safe and precise alignment</li> </ul>	0.7 kg	GRL 350 HV Professional Ideal also in combination with Professional Telescopic Pole	<b>0601092400</b>  MRP: ₹8,800
	BM 1 Professional Universal Mount	<ul style="list-style-type: none"> <li>← Versatile fixing of the mount</li> <li>← Height adjustment with locking device for safe and precise alignment</li> </ul>	0.5 kg	GPL 5 G; GLL 3-80CG GLL 3-60 XG Professional Ideal also in combination with Professional Telescopic Pole	<b>0601015A01</b>  MRP: ₹6,000
	Measuring plate	<ul style="list-style-type: none"> <li>← Suitable for better alignment of the laser and as a marking aid for transferring the laser beam to walls and floors</li> </ul>	–	All laser measuring tools	<b>2607002195</b>  MRP: ₹7,350
	Laser viewing glasses	<ul style="list-style-type: none"> <li>← Improve the visibility of the laser beam, therefore making it easy to work in adverse lighting conditions</li> </ul>	–	All laser measuring tools	<b>2607990031</b> <b>1608M0005B</b>  MRP: ₹1,600

Rods/Staffs		Work height/ Dimensions	Sections	Weight	Suitable for	Part number
	GR 500 Professional Levelling Staff	Up to 5 m	5	1.98 kg	GOL 26 D; GOL 32 D; GRL 350 HV Professional	<b>0601094600</b>  MRP: ₹4,500



Scan with your  
smartphone.



Explore the world of  
Bosch Power Tools.

**Bosch Limited, Power Tools Division,**

Post Box No. 3000, Hosur Road, Adugodi, Bangalore, Karnataka- 560030  [bpt@in.bosch.com](mailto:bpt@in.bosch.com)  1800 425 8665

 [www.bosch-pt.co.in](http://www.bosch-pt.co.in)  [www.facebook.com/BoschPTIndia](https://www.facebook.com/BoschPTIndia)  Bosch Professional India - YouTube